

POWERING A NON-STOP INDIA



**Maximum Retail Prices
For Electrical Standard Products
Effective from 01-06-26**

FROM THE COO'S DESK.



Electrical & Automation

Dear Partner,

India is building at a pace and scale that few could have imagined a decade ago. **Infrastructure, metro networks, buildings, green energy corridors, the evolving new energy landscape including solar, modernising factories, and connected homes**, the demand on every link in the electrical and automation value chain has never been greater. It is a privilege to stand at the centre of this transformation, and it is a privilege we share with you.

As we step into this new phase of growth, we are sharing our updated price list. **This revision reflects the investments we continue to make in Made in India manufacturing, R&D, and the service infrastructure that you and your customers rely on every day, across every scale, segment, geography, and across all sources of power.** Our commitment to transparency, quality, and reliability remains the foundation of everything we do together.

At Lauritz Knudsen, we carry over 70+ years of experience built in India, for India. Today, that legacy powers a portfolio spanning **Low Voltage solutions, Industrial Automation, Software and Services**, designed to deliver seamlessly across diverse applications and evolving energy needs. From conventional systems to the rapidly expanding renewable and solar ecosystem, we enable consistent, high performance outcomes that power a **Non Stop India**.

It is your expertise, your relationships, and your reach that turn our solutions into real impact. Every specification advised, every installation completed, every customer served, that is where our shared purpose comes to life. We remain committed to equipping you with the products, training, and support that enable you to deliver with confidence.

As India accelerates toward its Viksit Bharat 2047 vision, the role of reliable, intelligent, and future ready electrical infrastructure has never been more critical. We are ready for what comes next, and we are proud to partner with you on this journey.

Our products and solutions are **built in India and engineered for all**.

We Listen, We Partner, We Innovate

A handwritten signature in blue ink, reading "Naresh Kumar".

Warm regards,
Naresh Kumar
COO & Sr. VP, Electrical Standard Products
Lauritz Knudsen Electrical & Automation



Powering a non-stop India with a wide range of solutions

Power Distribution



ACB



MCCB



ATS



Isolator

Motor Management



Contactor



Overload Relays



Electronic Motor Protection



Intelligent Motor Protection

Energy Management



Power Quality Analyzer



AHF & ASVG



Capacitor



Capacitor Switching Solution

Home & Distribution



MCB



RCD



Distribution Board

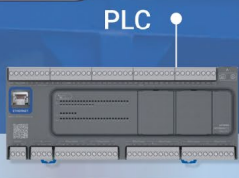


Switches

Industrial Automation



AC Drives



PLC



HMI



Gateways

Protection Relay



Protection Relays



Insulation Monitoring



Thermal Monitoring

Panel Solutions








IEC Solutions



Hybrid APFC Panel

Software


SMARTCOMM

-  **Design**
Electrical Installation Sizing And Simulation
-  **Build**
Estimation, Engineering And Quality Check
-  **Commission**
Configuration And Testing Of Various Products
-  **Operate**
Power Management Software To Connect Electrical Systems And Process Efficiency
-  **Predict**
Asset Management and predictive Maintenance



**SOLAR
ELECTRIFICATION
BACKED BY**

40 GW
OF EXPERIENCE.**



Our proven 800VAC power distribution systems deliver performance, protection, and peace of mind across solar plants in India and abroad.



1350+ Projects
Delivered



250+ Trained
System
Integrators



215+ EPC
Collaborations



250+
Developers
Onboard



120+ Service
Centres across
India



Made in
India

**For Battery Energy Storage Solution (BESS)
contact CIC or nearest Sales office**

Scan to
Know More



Efficient DC Solutions up to 1500V DC

Applications:

- › Battery Energy Storage System
- › Central Inverter Application
- › EV System

MCCB

- › Range from 16A to 800A
- › DC Operational Voltages of 1500V, 1000V, 750V, 500V & 250V
- › Ambient Temperature Compensated DC Releases
- › Internal Accessory Compatibility for all DC Applications
- › Service Breaking Capacity Ics upto 50kA



ACB - SD

- › Disconnector versions up to 6300A*
- › DC Voltage ratings 1500V[#], 1000V, 750V, 500V & 250V
- › Service Breaking Capacity Ics upto 100kA


* 6300A in two pole series connection for voltage up to 500V DC

[#] Upcoming version



SWITCH DISCONNECTOR

- › Range: 125A to 630A
- › Voltage: 1000/1500V DC



MCB

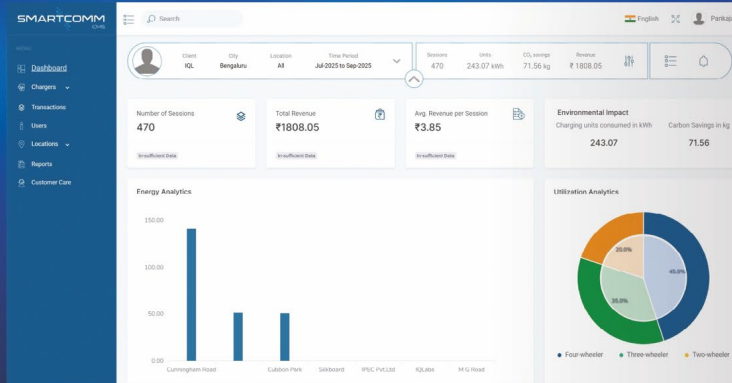

- › Conforms to IEC 60947-2
- › Current rating upto 63A
- › Available in SP/DP and FP versions
- › Voltage rating available from 130V DC to 1000V DC





TECharge

Powering the **Future of Mobility** with **Integrated EV Charging Solutions**



©2025. ALL RIGHTS RESERVED

KEY FEATURES

» INTEGRATED SYSTEM:

Combines EV Chargers, SmartComm CMS, and TECharge Mobile App for seamless operation

» RATINGS:

AC Chargers 7.4kW and 22kW with Type-2 IEC 62196 connector | 3.3kW Smart Socket

» TAKE CONTROL OF YOUR EV CHARGING NETWORK:

Charging Management Software gives facility managers real-time visibility to proactively manage their network, ensuring reliability and uninterrupted service

» SECURE ACCESS:

RFID authentication and app-based access control to prevent unauthorized usage.

» CUSTOM TARIFF & BILLING:

Enable pay-per-use charging with flexible pricing and secure payment options

» USAGE ANALYTICS DASHBOARD:

Track revenue, session frequency, and user behavior to optimize your operations



Contents

Switching & Control

Contactors	03
Accessories	08
Spares	11

Motor Protection Solutions

Thermal Overload Relays	12
Electronic Motor Protection Relays	14
iMMR - Intelligent Motor Management Relay	19
Manual Motor Starters	21

Starters

Motor Starters	23
----------------	----

Powergear

Integrated ATS	28
Enclosed Automatic Transfer Switch	29
On Load Changeover Switch-Disconnectors	30
CZ Bypass Switch & CZ Switch Disconnectors	31
FN Switch Disconnecter, Switch Disconnecter Fuse & HRC Fuses	34
Moulded Case Circuit Breakers	39
Sub - Main Distribution Boards	68
Air Circuit Breakers	70

Energy Management

Power Quality Solutions - Components	88
AHF & ASVG	93
Protection Relays	98
Metering Devices	103
Smartcomm Digital Architecture	104
Digital Panel Meters	108
SmartComm Edge Gateways & Thermal Monitoring Solutions	113

Automation Solution

AC Drives	115
Digital Soft Starters	120
Programmable Logic Controllers (PLC) & Human Machine Interface	123

Final Distribution Products 126

Discontinued Products/Suggested Alternate Products 144

Note:
[Black colour : HSN code]
Current GST 18%, subject to changes as per Govt. notification

**Please contact the nearest branch office for
Prices of the following products :**

- › Final Distribution Products - 6kA MCBs
- › Wires, Cables and Flat Cables
- › Busbar Trunking Systems
- › Rotary Switches
- › Modular Remote Control Units & Indicating Units
- › Timing Devices & Supply Monitors
- › Cable Ducts & Load Break Switches
- › Modular Switches and Sockets
- › Medium Voltage AIS upto 36kV
- › Agricultural Electrical Products

Note: Product photographs shown, are for representative purposes only.




SMARTSHOP

—o Your Trusted Online Electrical Store o—



SCAN NOW



BRAND-AUTHORISED
SELLERS



WIDE ELECTRICAL
RANGE



NATIONWIDE
DELIVERY SUPPORT



BULK ORDER
DISCOUNTS



Contactors

Power Contactors

2 Pole

- › MNX
- › MU-2P

3 Pole

- › MO
- › MNX
- › MI
- › MX Power
- › ML
- › MDX (DC Control/Electronic coil Control)

4 Pole

- › MCX

Control Relays (Auxiliary Contactors)

- › MX0 (Mini) AC/DC
- › MO0 AC/DC

Capacitor Duty Contactors

- › MO C

MI Contactors 6-150A, AC-3 Rating

Optimum solution
for your applications



Understanding customer requirements, we make sure that our range of contactors caters to their evolving needs. Considering the changing expectations of customers and a need for an optimum and reliable solution, we introduce MI range of contactors for applications upto 150 A AC3 rating.

Features

- › Finger proof terminals upto 40A
- › Can be used with existing MN Range of thermal overload relays
- › Top mounting add-on blocks possible upto 80A
- › Spares available for entire range
- › Optimised for AC1/AC3 applications

Applications

- › Street lighting
- › VFD, Soft Starters applications
- › UPS
- › Solar and Wind inverters
- › Resistive loads
- › Battery charging
- › Motor Starters

* For accessories and more details please contact nearest branch.

Type	Cat. No.	M.R.P. (₹) Per Unit
MI 6 (With 1 NO aux contact)	CS90401	Price on Request*
MI 9 (With 1 NO aux contact)	CS90402	
MI 12 (With 1 NO aux contact)	CS90403	
MI 18 (With 1 NO aux contact)	CS90404	
MI 22 (With 1 NO aux contact)	CS90405	
MI 25 (With 1 NO aux contact)	CS90406	
MI 32	CS90407	
MI 40	CS90408	
MI 45	CS90704	
MI 50	CS90705	
MI 70	CS90706	
MI 80	CS90707	
MI 95	CS90724	
MI 120	CS90725	
MI 150	CS90726	

Notes:

- 1) Standard coil voltage: 110V, 220V, 240V and 415V, 50Hz
- 2) For ordering Suffix, please refer page No. 10

Customer Interaction Center (CIC)

Phone no: 022-6932 7800

Web: www.LK-EA.com | e-mail: CIC@LK-EA.com



3 Pole Power Contactors [8536]

3 Pole Power Contactors - Type MNX

Features

- › Conforms to IS / IEC 60947-4-1 & IEC 60947-4-1
- › Range from 9A – 650A AC-3
- › Click fit type construction up to 40A
- › Coil on top design in 95A and above
- › Spares available for entire range



MNX 22



MNX 40



MNX 80



MNX 140



MNX 250



MNX 650

3 Pole Power Contactors - Type MO

Features

- › Conforms to IS / IEC 60947-4-1 & IEC 60947-4-1
- › Range from 9A - 300A AC-3
- › Range 140A-300A available with conventional / universal AC/DC electronic coil version
- › Common coil for 50 & 60Hz application
- › Low pick-up VA consumption
- › Standardized accessories for 9A-110A and 140A-300A range
- › Compact dimensions saving panel space
- › Suitable for Lug as well as Lugless termination
- › **RoHS** compliant



MO 18



MO 45



MO 70



MO 110



MO 140



MO 250

Size	AC3 Rating (A)	AC1 Rating (A)	Type	Aux. Contacts	Cat. No.	M.R.P. (₹) Per Unit	Std. Pkg. (Nos.)
Fr 1	9	25	MNX 9	1 NO	CS94106	1400	20
				1 NC	CS94107	1400	20
	12	30	MNX 12	1 NO	CS94108	1620	20
				1 NC	CS94109	1620	20
	18	30	MNX 18	1 NO	CS94100	1930	20
				1 NC	CS94101	1930	20
22	32	MNX 22	1 NO	CS94980	2120	20	
			1 NC	CS94981	2120	20	
Fr 2	25	45	MNX 25	#	CS94110	2180	20
	32	55	MNX 32	#	CS94111	4790	20
	40	55	MNX 40	#	CS94190	7100	20
Fr 3	50	85	MNX 50	#	CS97075	10330	1
	70	100	MNX 70	#	CS97076	14560	1
	80	100	MNX 80	#	CS97077	18170	1
Fr 4	95	160	MNX 95	2 NO + 2 NC	CS94136	29230	1
	110	160	MNX 110	2 NO + 2 NC	CS94137	35660	1
	140	160	MNX 140	2 NO + 2 NC	CS94138	45480	1
Fr 5	185	250	MNX 185	2 NO + 2 NC	CS94139	55510	1
	225	300	MNX 225	2 NO + 2 NC	CS94140	61860	1
	250	300	MNX 250	2 NO + 2 NC	CS94141	69150	1
Fr 6	300	400	MNX 300	2 NO + 2 NC	CS90280	83530	1
	400	425	MNX 400	2 NO + 2 NC	CS94144	121520	1
	550	650	MNX 550	2 NO + 2 NC	CS94145	178480	1
	650	800	MNX 650	2 NO + 2 NC	CS96327	267000	1

Size	AC 4 Rating (A)	AC 3e Rating (A)	AC 1 Rating (A)	Type	Aux. Contacts	Cat. No.	M.R.P. (₹) Per Unit	Std. Pkg. (Nos.)
Fr 0	9	9	30	MO 9	1 NO	CS94833	2750	10
	12	12	32	MO 12	1 NO	CS94834	3070	10
	18	18	32	MO 18	1 NO	CS94835	3490	10
Fr 1	25	25	45	MO 25	#	CS94567	3970	10
	32	32	50	MO 32	#	CS94568	8340	10
	40	40	50	MO 40	#	CS94569	12130	10
	45	45	50	MO 45 ▲	#	CS94570	16880	10
Fr 2	50	50	100	MO 50	#	CS94572	18020	1
	60	60	100	MO 60	#	CS94573	20400	1
	70	70	100	MO 70	#	CS94574	24050	1
Fr 3	80	80	125	MO 80	#	CS94576	30940	1
	95	95	125	MO 95	#	CS94577	36410	1
	110	110	140	MO 110	#	CS94578	43410	1
Fr 4	140	140	250	MO 140	2 NO+2 NC	CS95000	58330	1
	185	185	275	MO 185	2 NO+2 NC	CS95001	71450	1
	225	225	275	MO 225	2 NO+2 NC	CS95002	79010	1
Fr 4*	140	140	250	MO 140	2 NO+2 NC	CS95042	76340	1
	185	185	275	MO 185	2 NO+2 NC	CS95047	99420	1
	225	225	275	MO 225	2 NO+2 NC	CS95052	104970	1
Fr 5	250	250	400	MO 250	2 NO+2 NC	CS94441	91190	1
	300	300	500	MO 300	2 NO+2 NC	CS94440	111590	1
Fr 5*	250	250	400	MO 250	2 NO+2 NC	CS94456	117820	1
	300	300	500	MO 300	2 NO+2 NC	CS94464	138350	1

Notes:

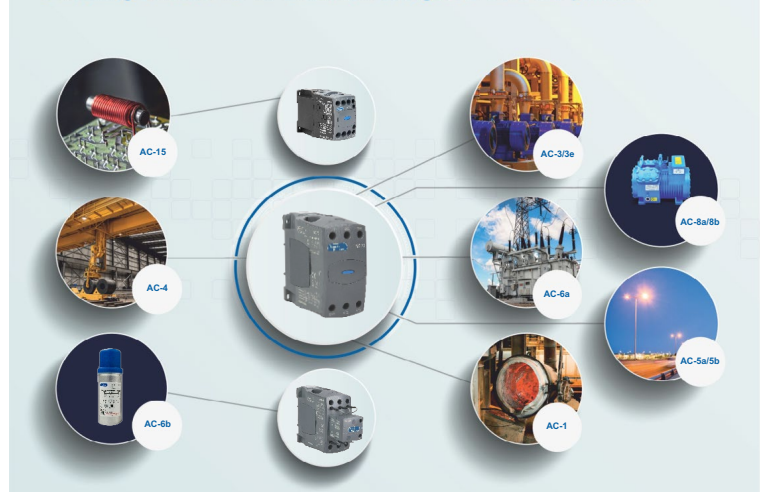
- # Add-on blocks can be ordered separately
- For ordering MNX/MO add-on aux contact blocks, please refer page No.8
- For ordering MNX/MO surge suppressor and MNX/MO MIL kit, please refer page No.9
- For ordering Suffix, please refer page No.10
- Standard coil voltage: MNX/MO - 110V, 220V, 240V and 415V, 50Hz.

▲ If using 16 sq mm cable for MO 45 use of spreader link kit is mandatory

▲ For ordering spreader link kit for MO 45, Please refer page No.9

* Universal AC/DC electronic coil version

Switching solution for all Utilization Categories from MO platform



2 Pole Power Contactors [8536]

2 Pole Power Contactors - Type MNX

Features

- > Conforms to IS / IEC 60947-4-1 & IEC 60947-4-1
- > Range from 9A - 650A AC-3
- > DC ratings available
- > Click fit type construction up to 40A
- > Coil on top design in 95A and above
- > Common spares and accessories as MNX 3P

Size	AC3 Rating (A)	AC1 Rating (A)	Type	Aux. Contacts	Cat. No.	M.R.P. (₹) Per Unit	Std. Pkg. (Nos.)
Fr 1	9	25	MNX 9-2P	1 NO	CS90232	1190	10
	12	30	MNX 12-2P	1 NO	CS90234	1375	10
	18	30	MNX 18-2P	1 NO	CS90236	1640	10
	22	32	MNX 22-2P	1 NO	CS90238	1800	10
Fr 2	25	45	MNX 25-2P	#	CS90240	1850	10
	32	55	MNX 32-2P	#	CS90241	4070	10
	40	55	MNX 40-2P	#	CS90242	6040	10
Fr 3	50	85	MNX 50-2P	#	CS94061	8780	1
	70	100	MNX 70-2P	#	CS94062	12380	1
	80	100	MNX 80-2P	#	CS94063	15400	1
Fr 4	95	160	MNX 95-2P	#	CS94064	24800	1
	110	160	MNX 110-2P	#	CS94065	30300	1
	140	160	MNX 140-2P	#	CS94066	38700	1
Fr 5	185	250	MNX 185-2P	2 NO + 2 NC	CS94978	47200	1
	225	300	MNX 225-2P	2 NO + 2 NC	CS94979	52600	1
	250	300	MNX 250-2P	2 NO + 2 NC	CS90301	58800	1
Fr 6	300	400	MNX 300-2P	2 NO + 2 NC	CS90346	71000	1
	400	425	MNX 400-2P	2 NO + 2 NC	CS94069	103300	1
	550	650	MNX 550-2P	2 NO + 2 NC	CS90243	151700	1
	650	800	MNX 650-2P	2 NO + 2 NC	CS90578	227000	1

3 Pole Power Contactors [8536]

3 Pole Power Contactors - Type MDX

Features

- > Conforms to IS/IEC 60947-4-1 & IEC 60947-4-1
- > Range from 9 - 115A AC-3
- > Built in surge suppressor for MDX 9 - 115



MDX 25



MDX 38



MDX 115

Size	AC3 Rating (A)	AC1 Rating (A)	Type	Aux. Contacts	Cat. No.	M.R.P. (₹) Per Unit	Std. Pkg. (Nos.)
Fr 1 (DC Control Coil)	9	25	MDX 9	1 NO	CS96564	3000	1
	12	28	MDX 12	1 NO	CS96565	3430	1
	18	32	MDX 18	1 NO	CS96566	4090	1
	25	32	MDX 25	1 NO	CS96567	5490	1
Fr 2 (DC Control Coil)	32	56	MDX 32	#	CS96552	10940	1
	38	56	MDX 38	#	CS96553	14510	1
Fr 3 (Electronic Coil-AC/DC)	50	90	MDX 50	#	CS91584	21070	1
	65	110	MDX 65	#	CS91585	23860	1
	80	125	MDX 80	#	CS91586	29590	1
	95	125	MDX 95	#	CS91857	35750	1
	115	125	MDX 115	#	CS91858	40180	1

* (Frame 1&2) - Available till stock last

Notes:

- # Add-on blocks can be ordered separately.
- For ordering MDX/MNX add-on aux contact blocks, please refer page No.8
- For ordering MNX surge suppressor and MIL kit, please refer page No.9
- For ordering Suffix, please refer page No.10
- Standard coil voltage: MDX - 24V, 48V, 115V and 220V DC
- Standard coil voltage: MNX 2P - 240V, 50Hz
- For DC power ratings refer catalogue
- For MDX side add-on and top add-on can not be mounted together

3 Pole Power Contactors [8536]

3 Pole Power Contactors - Type MX Mini

Features

- > Conforms to IS / IEC 60947-4-1 & IEC 60947-4-1
- > AC/DC Contactor in 45mm width
- > Base as well as DIN Rail mounting facility
- > Built-in Surge Suppressor in MX DC



MX 06

AC3 Rating (A)	AC1 Rating (A)	Type	Aux. Contact	Cat. No.	M.R.P. (₹) Per Unit	Std. Pkg. (Nos.)
For AC control (Std. Coil Voltage - 24, 110, 240, 415V, 50Hz)						
6A	20A	MX 06	1 NO	CS94012	1840	10
6A	20A	MX 06	1 NC	CS94013	1840	10
9A	20A	MX 09	1 NO	CS94014	1880	10
9A	20A	MX 09	1 NC	CS94015	1880	10
12A	20A	MX 12	1 NO	CS94016	2080	10
12A	20A	MX 12	1 NC	CS94017	2080	10
For DC control (Std. Coil Voltage - 24, 110, 220V)						
6A	20A	MX 06	1 NO	CS94021	2840	10
6A	20A	MX 06	1 NC	CS94022	2840	10
9A	20A	MX 09	1 NO	CS94023	3010	10
9A	20A	MX 09	1 NC	CS94024	3010	10
12A	20A	MX 12	1 NO	CS94025	3380	10
12A	20A	MX 12	1 NC	CS94026	3380	10

3 Pole Power Contactors - Type ML

Features

- > Conforms to IS/IEC 60947-4-1 & IEC 60947-4-1
- > Range from 25A- 300A AC-3
- > Robust and suitable for hostile applications



ML 1.5



ML 3

Size	AC3 Rating (A)	AC1 Rating (A)	Type	Aux. Contacts	Cat. No.	M.R.P. (₹) Per Unit	Std. Pkg. (Nos.)
Fr 1	25	25	ML 1.5	2 NO + 2 NC	SS91851	8150	1
Fr 2	32	40	ML 2	2 NO + 2 NC	SS90701	15140	1
	40	45	ML 3	2 NO + 2 NC	SS90721	22330	1
Fr 3	70	100	ML 4	2 NO + 2 NC	SS90910	36480	1
	110	125	ML 6	2 NO + 2 NC	SS90921	57730	1
Fr 4	300	400	ML 12	2 NO + 2 NC	SS91010	130680	1

Notes:

- For ordering MX add-on aux contact blocks, please refer page No.8
- For ordering ML add-on aux contact blocks, please refer page No.9
- For ordering MX surge suppressor and MIL kit, please refer page No.9
- For Ordering Suffix, please refer page No.10
- Standard Coil Voltage : ML 1.5/2/3 - 110V, 240V and 440V, 50 Hz
ML 4/6/12 - 110V, 240V and 415V, 50 Hz

4 Pole Power Contactors [8536]

4 Pole Power Contactors - Type MCX

Features

- › Conforms to IS / IEC 60947-4-1 & IEC 60947-4-1
- › Range from 18A - 900A
- › Wide operating band up to 130A AC-1
- › Power contacts configuration - 4 NO



MCX 22



MCX 34



MCX 47

Size	AC-1 Rating (A)	Type	Aux Contacts	Cat. No.	M.R.P. (₹) Per Unit	Std. Pkg. (Nos.)
Fr 1	18	MCX 01	#	CS97009	1950	10
	25	MCX 02	#	CS97010	2010	10
	32	MCX 03	#	CS97011	2230	10
	40	MCX 04	#	CS97012	3250	10
Fr 2	55	MCX 11	#	CS97013	4310	1
	63	MCX 12	#	CS97014	8740	1
	80	MCX 13	#	CS97015	11760	1
Fr 3	105	MCX 22	#	CS97017	17910	1
	130	MCX 23	#	CS97018	18910	1
Fr 4	160	MCX 32	2 NO + 2 NC	CS97020	35240	1
	200	MCX 33	2 NO + 2 NC	CS97021	37840	1
	255	MCX 34	2 NO + 2 NC	CS97022	43410	1
Fr 5	325	MCX 41	2 NO + 2 NC	CS97023	74500	1
	360	MCX 42	2 NO + 2 NC	CS97024	81110	1
	400	MCX 43	2 NO + 2 NC	CS97025	94150	1
	560	MCX 44	2 NO + 2 NC	CS97026	133460	1
	600	MCX 45	2 NO + 2 NC	CS97027	141080	1
	700	MCX 46	2 NO + 2 NC	CS97028	158310	1
	900	MCX 47	2 NO + 2 NC	CS94291	255910	1

New 2 NO + 2 NC Power Contactor - Type MCX

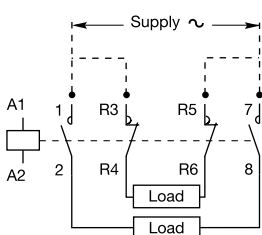
Features

- › Conforms to IS / IEC 60947-4-1 & IEC 60947-4-1
- › Range from 18A - 40A
- › Power contacts configuration - 2 NO + 2 NC

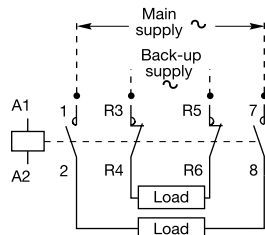
Size	AC-1 Rating (A)	Type	Power Contacts	Cat. No.	M.R.P. (₹) Per Unit	Std. Pkg. (Nos.)
Fr 1	18	MCX 01-22	2 NO + 2 NC	CS91107	1950	10
	25	MCX 02-22	2 NO + 2 NC	CS91108	2010	10
	32	MCX 03-22	2 NO + 2 NC	CS91109	2230	10
	40	MCX 04-22	2 NO + 2 NC	CS91110	3250	10

Block diagrams

Single supply and 2 separate loads



2 separate supplies and 2 separate loads



⚠ MCX 2NO + 2NC contactors are not suitable for a reversing starter or for controlling a single load from 2 separate supplies.

Notes for MCX:

- 1) # Add-on blocks can be ordered separately.
- 2) For ordering MCX add-on aux contact blocks, please refer page No.8
- 3) For ordering MCX surge suppressor and MIL kit, please refer page No.9
- 4) For Ordering Suffix, please refer page No.10
- 5) Standard Coil Voltage: MCX - 220V, 240V and 415V 50Hz
- 6) Mounting of side add-on aux. contact block is not recommended for mechanically interlocked MCX 11/12/13 contactors
- 7) MCX 01-04 and MCX 11-13 available in 48V DC coil. Contact nearest branch for more details.

To avoid coil failure due to neutral floating, it is recommended to use 415V coil

AST System Components [9032]

Automatic Transfer Controllers (ATC)



AuXC-2000 Controller

For AuXC 2000/2100 programming videos and more details please scan the QR code or click here



Type	Cat. No.	M.R.P. (₹) Per Unit	Std. Pkg. (Nos.)
AuXC-2000 Controller	ATC20000000	43800	1
AuXC-2100 Controller** with Optional RS485	ATC21000000	87300	1
RS485 Module for AuXC-2100 Controller**	ETACONRS485	17400	1

Can be used along with ACB, Motorised MCCBs, MCX contactors & Motorised Changeover switches

** Note: RS485 expansion module needs to be ordered with AuXC-2100 for communication

Control Relays (Auxiliary Contactors) [8536]

Type MX0 AC



MX0 22E

Features

- › Conforms to IS / IEC 60947-4-1 & IEC 60947-4-1
- › Available with AC or DC control in same dimension
- › Inbuilt Surge Suppressor in MX DC

Rated Current	Description	Cat. No.	M.R.P. (₹) Per Unit	Std. Pkg. (Nos.)
For AC control std. Coil Voltage - 24, 110, 240, 415V, 50Hz				
AC-15 4A at 415V	MX0 40E (4 NO)	CS94018	2050	10
	MX0 31E (3 NO + 1 NC)	CS94019	2050	10
	MX0 22E (2 NO + 2 NC)	CS94020	2050	10
	MX0 13E (1 NO + 3 NC)	CS94041	2050	10
	MX0 04E (4 NC)	CS94042	2050	10

Type MX0 DC

Rated Current	Description	Cat. No.	M.R.P. (₹) Per Unit	Std. Pkg. (Nos.)
For DC control std. Coil Voltage - 24, 110, 220V				
AC-15 4A at 415V	MX0 40E (4 NO)	CS94027	2540	10
	MX0 31E (3 NO + 1 NC)	CS94028	2540	10
	MX0 22E (2 NO + 2 NC)	CS94029	2540	10
	MX0 13E (1 NO + 3 NC)	CS94043	2540	10
	MX0 04E (4 NC)	CS94044	2540	10

- Notes: 1) For Ordering Suffix, please refer page No.10
 2) 5 NC & above combinations are not recommended for MX0 DC Control Contactors
 3) 1 NO + 3 NC, 4 NC add-on block combinations are not recommended for MX0 DC Control Contactors.

Type MO0 AC



Features

- Same add-on aux. contact block in MO0 as of MO power contactors
- Common coil for 50 & 60Hz application

MO0 AC

Rated Current	Description	Cat. No.	M.R.P. (₹) Per Unit	Std. Pkg. (Nos.)
For AC control std. Coil Voltage - 24, 110, 240, 415V, 50Hz				
AC-15 4A at 415V	MO0 40E (4NO)	CS91623	1200	10
	MO0 31E (3NO + 1NC)	CS91624	1200	10
	MO0 22E (2NO + 2NC)	CS91625	1200	10

Note: 6NC & above combination is not recommended for MO0 AC
For ordering add-on contact blocks of MX0, MO0, please refer page no.8

Type MO0 DC



Features

- Same add-on aux. contact block in MO0 as of MO power contactors
- Inbuilt Surge Suppressor in MO0 DC

MO0 DC

Rated Current	Description	Cat. No.	M.R.P. (₹) Per Unit	Std. Pkg. (Nos.)
For DC control std. Coil Voltage - 24, 48, 110, 220				
AC-15 4A at 415 V	MO0 40E (4NO)	CS90045	2630	10
	MO0 31E (3NO + 1NC)	CS90046	2630	10
	MO0 22E (2NO + 2NC)	CS90047	2630	10

Note: 5NC & above combination is not recommended for MO0 DC
For ordering add-on contact blocks of MX0, MO0, please refer page no.8

Capacitor Duty Contactors [8536]

Capacitor Duty Contactors - Type MO C



MO C50



MO C100

Size	kVA Rating @ 440V, 3Ph, 50Hz	Type	Built-in Auxiliary Contacts	Cat. No.	M.R.P. (₹) Per Unit	Std. Pkg. (Nos.)
Fr 1	3	MO C3	1NO	CS96146	3110	1
	5	MO C5	1NO	CS96127	3300	1
	8.5	MO C8.5	1NO	CS96320	4100	1
	10	MO C10	1NO	CS96156	4270	1
	12.5	MO C12.5	1NO	CS96321	4500	1
	15	MO C15	1NO	CS90019	5970	1
	20	MO C20	1NO	CS90021	6760	1
	25	MO C25▲	1NO	CS96322	7340	1
Fr 2	30	MO C30\$	1NO	CS96148	11300	1
	40	MO C40	1NO	CS96147	18910	1
	50	MO C50	1NO	CS96324	21220	1
Fr 3	60	MO C60\$	1NO	CS96149	22450	1
	75	MO C75	1NO	CS96150	27080	1
	85	MO C85	1NO	CS96157	28390	1
	100	MO C100\$	1NO	CS96158	28950	1

Features

- Conforms to IS / IEC 60947-4-1 & IEC 60947-4-1
- MO C Range available from 3 -100 kVA, AC-6b
- Delatching type early make contacts
- Separate termination for damping resistors
- Encapsulated damping resistor assembly
- Common coil for 50 & 60Hz application
- Low pick-up VA consumption
- Standard accessories throughout the range in line with MO contactor
- Suitable for Lug as well as Lugless termination
- RoHS compliant

**For Power Quality Solutions,
please refer page No. 87-95**

Note:

- For ordering add-on aux. contact block, please refer page No.8
- For ordering suffix, please refer page No.10
- For ordering spare coils, please refer page No.11
- Standard coil voltage : 240V, 50/60 Hz
- For ordering MO C surge suppressor, please refer page No.9

▲ If using 16 sq mm cable use of spreader link kit is mandatory

▲ For ordering spreader link kit, Please refer page No.9

\$ Spreader link along with phase barrier included in packing

Definite Purpose Contactors [8536]

Two Pole Contactors - Type MU-2P

Features

- Wide band potted coil
- Neutral isolation



MU 16-2P

AC3 Rating (A)	Type	Cat. No.	M.R.P. (₹) Per Unit	Std. Pkg. (Nos.)
16A	MU16-2P	CS90117	1600	10
25A	MU25-2P	CS90118	1950	10
40A	MU40-2P	CS90119	2500	10

Note:

- Coil voltages available for MU-2P are 220V, 240V, wide band coil 160-220V
- Ordering suffix for wide band coil of MU-2P is N000
- For ordering add-on aux. contact block, please refer page No.8



Accessories - Add-on Auxiliary Contact Blocks [8538]

	MNX 9-80	MNX 95-650	MO 9-110	MO 140-300	ML	MX	MDX 9-115	MCX 01-23	MCX 32-47	MX0	MO0	MO C	MU-2P
Front add-on possible	Yes	No	Yes	No	No	Yes	Yes	Yes	No	Yes	Yes	No	Yes
Side add-on possible	Yes	Yes	Yes	Yes	Yes	No	Yes	Yes	Yes	No	No	Yes	No

Note: 1) Mounting of side add-on aux. contact block is not recommended for mechanically interlocked MCX 11/12/13 contactors
2) Accessories are common for MNX 2P & MNX 3P contactors

Front Mounting Add-on aux. Contact Block



**MNX / MCX
Front Add-on
aux. contact Block**



**MO / MO0
Front Add-on
aux. contact Block**



**MDX Front
Add-on
aux. contact Block**



**MX Front
Add-on
aux. contact Block**



**MU-2P
Front Add-on
aux. contact Block**

Front Mounting	Suitable for									
	MNX 9-80 / MCX 01-23	M.R.P. (₹) Per Unit	MO 9-110 / MO0	M.R.P. (₹) Per Unit	MDX# 9-115	M.R.P. (₹) Per Unit	MX 0/6/9/12	M.R.P. (₹) Per Unit	MU-2P	M.R.P. (₹) Per Unit
4 NO	CS94112 [^]	995	CS94594 [^]	995	-	-	CS94033 [^]	935	-	-
3 NO + 1 NC	CS94113 [^]	995	CS94595 [^]	995	-	-	CS94034 [^]	935	-	-
2 NO + 2 NC	CS94114 [^]	995	CS94596 [^]	995	CS96569 [~]	1300	CS94035 [^]	935	-	-
1 NO + 3 NC	CS94115 [^]	995	CS94597 [^]	995	CS90906 [~]	1300	CS94036 [^]	935	-	-
4 NC	CS94116 [^]	995	CS94598 [^]	995	-	-	CS94037 [^]	935	-	-
2 NO	CS94117 [^]	655	CS94591 ^{^^}	655	-	-	CS94030 [^]	605	CS90692 [^]	655
1 NO + 1 NC	CS94118 [^]	655	CS94592 ^{^^}	655	CS96568 [~]	760	CS94031 [^]	605	CS90693 [^]	655
2 NC	CS94119 [^]	655	CS94593 ^{^^}	655	-	-	CS94032 [^]	605	CS90694 [^]	655
1 NO	CS94120 [^]	335	CS94585 ^{^^}	335	CS96586 [~]	425	-	-	CS90695 [^]	335
1 NC	CS94121 [^]	335	CS94586 ^{^^}	335	-	-	-	-	CS90696 [^]	335

[^]For MDX Side add-on and top add-on can not be mounted together

^{*}MDX add-on available till stock last



**MNX/MCX
Side Add-on aux. contact Block**



**MO/MO C
Left Add-on aux. contact Block**

Side Mounting Add-on aux. Contact Block

Side Mounting	Aux Contact	Suitable for							
		MNX 9-40/ MCX 01-04	M.R.P. (₹) Per Unit	MCX 11-13	M.R.P. (₹) Per Unit	MNX 50-80/ MCX 22-23	M.R.P. (₹) Per Unit	MO 9-110/ MO C 3-100	M.R.P. (₹) Per Unit
First left	1 NO + 1 NC	CS94220 [^]	1055	CS94201 [^]	1140	CS94201 [^]	1140	CS94580 [^]	1055
First Right	1 NO + 1 NC	CS94221 [^]	1055	CS94202 [^]	1140	CS94202 [^]	1140	CS94581 [^]	1055
Second Left	1 NO + 1 NC	-	-	-	-	CS94203 [^]	1140	CS94582 [^]	1055
Second right	1 NO + 1 NC	-	-	-	-	CS94204 [^]	1140	CS94583 [^]	1055

Note: Mounting of side add-on aux. contact block is not recommended for mechanically interlocked MCX 11/12/13 contactors
For MO 9-18, only First left and Second left side add-on is allowed.

Side Mounting Add-on aux. Contact Block

Side Mounting	Aux Contact	Suitable for					
		MNX 95-650/ MCX 32-47	M.R.P. (₹) Per Unit	MO 140-300	M.R.P. (₹) Per Unit	MDX# 9-115	M.R.P. (₹) Per Unit
First left	1 NO + 1 NC	CS94205 [^]	1295	CS95033 [^]	1295	ST94985 [^]	1555
First Right	1 NO + 1 NC	CS94206 [^]	1295	CS95034 [^]	1295		
Second Left	1 NO + 1 NC	CS94207 [^]	1295	CS95035 [^]	1295	-	-
Second right	1 NO + 1 NC	CS94208 [^]	1295	CS95036 [^]	1295	-	-



**MDX
Side Add-on aux.
contact Block**

[#]For MDX Side add-on and top add-on can not be mounted together

- Standard Packing is 1 [^]Standard Packing is 10 ^{^^}Standard Packing is 20

^{*}MDX add-on available till stock last



Accessories - Add-on Auxiliary Contact Blocks [8538]

Side Mounting Add-on aux. Contact Block - ML



ML Add-on aux. contact Block

Side Mounting	Suitable for				
	Aux Contact	ML 4/6	M.R.P. (₹) Per Unit	ML 12	M.R.P. (₹) Per Unit
Left	1 NO + 1 NC	SS91494 [^]	1600	-	-
Right	1 NO + 1 NC	-	-	SS91474 [^]	1600

Note: Ordering Suffix for Add-on aux. contact blocks : 0000

Accessories - Surge Suppressors [8538]

For MX, MNX, MCX, MO & MO C



MX - S1

Ordering Suffix * 110-240V : B000, 415V : D000
 # 110V : A000, 220-240V : B000, 360-525V : D000
 ^ 110V : A000, 220-320V : B000, 360-415V : D000
 MDX 9-115, MNX 550-650, MCX 45-47, MX DC, MX0 DC & MO0 DC have built in surge suppressor

For Contactor	Cat. No.	M.R.P. (₹) Per Unit	Std. Pkg. (Nos.)
MX 06 to MX 12 / MX 0 AC (S1)	CS94039 [*]	875	10
MNX 9 - 40 / MCX 01 - 04 (S1)	CS94166 [*]	890	10
MNX 50 - 80 / MCX 11 - 23 (S3)	CS94163 [*]	995	10
MNX 95 - 250 / MCX 32 - 34 (S4)	CS94164 [#]	3260	10
MNX 300 - 400 / MCX 41 - 44 (S6)	CS94165 [#]	4400	10
MO Frame 0/1, MO C Frame 1, MO0 Control	CS91706 [^]	890	10
MO/MO C - Frame 2	CS91707 [^]	995	10
MO/MO C - Frame 3	CS91708 [^]	3260	10
MO Frame - 4/5	CS91854 [^]	4400	10

Accessories - Mechanical Interlock Kits & Spreader Link Kit [8538]

Mechanical Interlock Kit for MX, MO, MDX, MNX & MCX



MCX M3 (MCX 22)

For Contactor	Cat. No.	M.R.P. (₹) Per Unit	Std. Pkg. (Nos.)
MX 06 to MX 12 / MX 0	CS94038	840	10
MO 9 - 110*	CS94584	1195	10
MDX 9 - 38	CS96572	995	1
MDX 50 - 115	CS96573	3020	1
MNX 9 - 40	CS94126	685	10
MNX 50 - 80	CS94197	4810	1
MNX 95 - 140	CS94198	7490	1
MNX 185 - 250	CS94199	8520	1
MNX 300 - 650	CS94200	9650	1
MCX 01 - 04	CS94126	685	10
MCX 11 - 13	ST50540	1355	10
MCX 22 - 23	CS93095	6350	1
MCX 32 - 34	SS94992	6560	1
MCX 41 - 47	CS94301	10820	1

*MDX Mechanical interlock kit Available till stock last

Note:

- Ordering Suffix for Mechanical Interlock Kits : 0000
- *MO MIL Kit contains inbuilt 2 NC Contacts
- Mounting of side add-on aux. contact block is not recommended for mechanically interlocked MCX 11/12/13 contactors
- MIL kit for MNX 50-80 comes with 2 left & 2 right side add-on aux. contact blocks i.e. 4 NO + 4 NC
- MIL kit for MCX 22/23 comes with 2 left & 2 right side add-on aux. contact blocks i.e. 4 NO + 4 NC

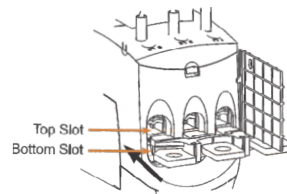
MO / MO C Spreader Link Kit



For Contactor	Cat. No.	M.R.P. (₹) Per Unit	Std. Pkg. (Nos.)
MO 9 - 45 / MOC 3 - 30	CS94274	790	10
MO 50 - 70 / MOC 40 - 60	CS94093	1255	10
MO 80 - 110 / MOC 75 - 100	CS94094	1810	1
MO 140 - 225	CS91057	5090	1
MO 250 - 300	CS90940	7920	1

Note:

- If using 16 sq mm cable for MO 45/ MO C25 use of spreader link is mandatory
- Spreader Link Kit consists of six terminals along with phase barrier (Phase barrier not applicable for MO 250-300)
- In MO C 30, MO C 60 & MO C 100 spreader link is included in packing
- Ordering Suffix: 0000
- 5) Insert spreader link in top slot only**



DOL Starter - Link



Contactor MMS Link

Suitable For	Cat. No.	M.R.P. (₹) Per Unit	Std. Pkg. (Nos.)
MOG H1/S1 with MO 9-18	CS90396 #	655	10
MOG H1/S1 with MO 25-45	CS90391 #	655	10

Reversing DOL Starter - Link



Reversing Starter



Paralleling Link



Contactor MMS Link

Suitable For	Cat. No.	M.R.P. (₹) Per Unit	Std. Pkg. (Nos.)
MOG H1/S1 with MO 9-18	CS90548 #	1640	10
MOG H1/S1 with MO 25-45	CS90546 #	1640	10

Star Delta Starter - Link



Reversing / star delta Link



Paralleling Link



Contactor MMS Link

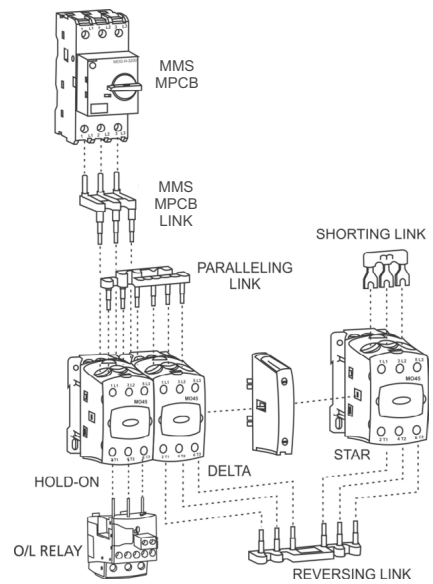


Shorting Link

Suitable For	Cat. No.	M.R.P. (₹) Per Unit	Std. Pkg. (Nos.)
MOG H1/S1 with MO 9-18	CS90549 #	1990	10
MOG H1/S1 with MO 25-45	CS90547 #	1990	10

*Ordering Suffix 0000

Example of Star Delta Starter Connection with Link



Ordering Suffix for Standard Coil Voltages

Ordering Suffix for Standard Coil Voltages			
AC Control		DC Control*	
Voltage (V)	Suffix	Voltage (V)	Suffix
24	G000	24	4000
110	A000	48	5000
220	K000	110	1000
240	B000	220	2000
415	D000		
440	P000		

Ordering suffix for Electronic coil Contactor		
AC / DC control		
Voltage (V)	Suffix	Contactor
20-48	J000	MDX 50-115
60-110	A000	MDX 50-115
110-240	B000	MDX 50-115 & MO 140-300
240-415	D000	MO 140-300

Note:

- * For MX DC, MDX 9-38, MX0 DC, M00 DC
- For other coil voltages please contact nearest branch office



Spare Contact Kit and Spare Coil



Type	Spare Contact kit		Spare Coil	
	Cat. No.	M.R.P. (₹) Per Unit	Cat. No.	M.R.P. (₹) Per Unit
ML 1.5	SS95305 [^]	4290	SS90873 [^]	1535
ML 2	SS95307 [^]	7845	SS90545 [^]	2840
ML 3	SS95309 [^]	13860		
ML 4	SS95311 [^]	20545	SS91258 [~]	5555
ML 6	SS95313 [^]	38010		
ML 10	SS95315 [~]	74035	SS91011 [~]	11850
ML 12	SS95317 [~]	79780		
MR	-	-	CS94102 [^]	1165
MU16-2P	CS90217 [^]	540	CS90793 [^]	620
MU25-2P	CS90218 [^]	715		
MU40-2P	CS90219 [^]	1020		
MO 0 AC	-	-	CS94841 [^]	860

* MR Coils available till stock last

Note:

- 1) Coil voltages available for MU-2P are 220V, 240V, wide band coil 160-220V
- 2) Ordering suffix for wide band coil of MU-2P is NO00

MO C Spare Coils		
Type	Cat. No.	M.R.P. (₹) Per Unit
MO C3 - 30	CS96317 [^]	1035
MO C40 - 60	CS96318 [^]	3195
MO C75 - 100	CS96319 [^]	5525

Front housing & Moving bridge kit and Combination coil with timer for ML contactor



Front housing and moving bridge kit		
Type	Cat. No.	M.R.P. (₹) Per Unit
ML 1.5	ST28734 [~]	1470
ML 2/ ML 3	ST23866 [~]	2010
ML 4/ ML 6	ST28735 [~]	3640
Combination coil with timer		
Type	Cat. No.	M.R.P. (₹) Per Unit
ML 2	SS90650 [~]	6275

Note:

- 1) Ordering Suffix for Spare Contact kit - 0000
- 2) For Spare Coil Ordering Suffix refer page No. 10

- ~ Standard Packing is 1
- ^ Standard Packing is 5
- ^ Standard Packing is 10
- ~~ Standard Packing is 50

Spare Contact Kit and Spare Coil



Type	Spare Contact kit		Spare Coil	
	Cat. No.	M.R.P. (₹) Per Unit	Cat. No.	M.R.P. (₹) Per Unit
MO 9 (1 NO)	CS94843 [^]	975	CS94841 [^]	860
MO 12 (1 NO)	CS94844 [^]	1265		
MO 18 (1 NO)	CS94845 [^]	1390		
MO 9	CS96380 ^{^^}	975	CS96317 [^]	1035
MO 12	CS96381 ^{^^}	1265		
MO 18	CS96382 ^{^^}	1390		
MO 25	CS96383 ^{^^}	1615		
MO 32	CS96384 ^{^^}	3650		
MO 40	CS96385 ^{^^}	6165		
MO 45	CS96386 ^{^^}	6240		
MO 50	CS96387 ^{^^}	6540		
MO 60	CS96388 ^{^^}	8470		
MO 70	CS96389 ^{^^}	9405		
MO 80	CS96390 ^{^^}	12940	CS96318 [^]	3195
MO 95	CS96391 ^{^^}	16320		
MO 110	CS96392 ^{^^}	23845	CS96319 [^]	5525
MO 140	CS90357 [~]	28390		
MO 185	CS90358 [~]	34065	CS90356 [~]	13090
MO 225	CS90359 [~]	39005		
MO 250	CS94444 [~]	46890	CS94442 [~]	19095
MO 300	CS94443 [~]	52925		
MO 140 (electronic coil)	CS90357 [~]	28390	CS90855 [~]	23715
MO 185 (electronic coil)	CS90358 [~]	34065		
MO 225 (electronic coil)	CS90359 [~]	39005		
MO 250 (electronic coil)	CS94444 [~]	46890	CS90738 [~]	23820
MO 300 (electronic coil)	CS94443 [~]	52925		
MNX 9	CS94123 [^]	835	CS94105	770
MNX 12	CS94124 [^]	1080		
MNX 18	CS94125 [^]	1210		
MNX 22	CS94269 [^]	1345		
MNX 25	CS94127 [^]	1385		
MNX 32	CS94128 [^]	3305		
MNX 40	CS94147 [^]	5375		
MNX 50	CS94150 [^]	5925		
MNX 70	CS94151 [^]	8925		
MNX 80	CS94152 [^]	12165		
MNX 95	CS94153 [~]	16420	CS94192 [^]	3085
MNX 110	CS94154 [~]	23775		
MNX 140	CS94155 [~]	28830	CS94196 [~]	5285
MNX 185	CS94156 [~]	32130		
MNX 225	CS94157 [~]	37155	CS94194 [~]	12065
MNX 250	CS90310 [~]	44230		
MNX 300	CS90283 [~]	49445	CS94195 [~]	17885
MNX 400	CS94161 [~]	74630		
MNX 550	CS94162 [~]	100275	CS94193 [~]	37795
MNX 650	CS96336 [~]	156565		
MCX 01-04	-	-	CS94105 [^]	770
MCX 11	CS94077 [^]	2725	CS94009 [^]	960
MCX 12	CS94078 [^]	5645		
MCX 13	CS90307 [^]	8750	ST91291 ^{*~}	2590
MCX 22	CS94331 [~]	10740		
MCX 23	CS90078 [~]	12675	CS94196 [~]	5285
MCX 32	CS94082 [^]	20485		
MCX 33	CS94083 [^]	25250	CS94195 [~]	17885
MCX 34	CS94084 [^]	29810		
MCX 41	CS94295 [~]	43565	CS94195 [~]	17885
MCX 42	CS94296 [~]	50245		
MCX 43	CS94297 [~]	60290	CS94193 [~]	37795
MCX 44	CS94298 [~]	80585		
MCX 45	CS94299 [~]	81630	CS94300 [~]	92590
MCX 46	CS94300 [~]	92590		
MCX 47	CS90308 [~]	138925		

* Ordering Suffix for 240V AC - F000, 415V AC - R000

Type MN - Suitable for MNX Contactor

Features

- › Available in 3 frame sizes from 0.2-570 A
- › Ambient temperature compensated up to 55°C
- › Built-in Single Phasing protection
- › Manual and auto reset mode
- › Conforms IS/IEC 60947-4-1 & IEC 60947-4-1



MN 2

MN 5

MN 12

MN 12L

Type of Mounting (Operation)	Relay Range (A)	Cat. No.	M.R.P. (₹) Per Unit	Std. Pkg. (Nos.)
MN 2 (Directly Operated)	Direct Mounting on MNX 9 - 40			
	0.2 - 0.33	SS9414100EO	2330	10
	0.3 - 0.5	SS9414100GO	2330	10
	0.45 - 0.75	SS9414100JO	2330	10
	0.6 - 1	SS9414100KO	2330	10
	0.9 - 1.5	SS9414100MO	2420	10
	1.4 - 2.3	SS9414100PO	2420	10
	2 - 3.3	SS9414100QO	2420	10
	3 - 5	SS9414100SO	2420	10
	4.5 - 7.5	SS9414100UO	2420	10
	6 - 10	SS9414200VO	2420	10
	9 - 15	SS9414200BO	2520	10
	14 - 23	SS9414400DO	2670	10
20 - 33	SS9414500EO	4030	10	
24 - 40	SS9414500FO	4210	10	
MN 5 (Directly Operated)	Direct Mounting on MNX 50 - 80			
	9 - 15	SS9413500BO	4980	10
	14 - 23	SS9413500DO	4980	10
	20 - 33	SS9413600EO	4980	10
	30 - 50	SS9413600GO	6240	10
	36 - 60	SS9413600TO	6700	10
	45 - 75	SS9413700JO	7270	10
66 - 110	SS9413700KO	8280	10	
MN 12 (CT Operated)	Separate Mounting			
	28 - 46.5	SB9421100GO	12180	1
	42 - 69	SS9413800HO	12180	1
	60 - 100	SS9413800KO	12180	1
	90 - 150	SS9413800MO	12180	1
	135 - 225	SS9413800PO	13650	1
	180 - 300	SS9413900QO	15310	1
270 - 450	SS9413900RO	19230	1	
MN 12L # (CT Operated)	Separate Mounting			
	42 - 69	SS9412700HO	37120	1
	60 - 100	SS9412700KO	37120	1
	90 - 150	SS9412700MO	37120	1
	135 - 225	SS9412700PO	37120	1
	180 - 300	SS9412700QO	37120	1
340 - 570	SS9412700SO	37120	1	

For motors with longer starting time (Trip class 30)

Type RTO - Suitable for MO Contactor

Features

- › Ambient temperature compensated upto 55°C
- › Built-in Single Phasing protection
- › Manual and auto reset mode
- › Front access to START and STOP/RESET buttons
- › Sealable in OFF condition
- › Conforms IS/IEC 60947-4-1 & IEC 60947-4-1



RTO 1

RTO 2

RTO 3

Type of Mounting (Operation)	Relay Range (A)	Cat. No.	M.R.P. (₹) Per Unit	Std. Pkg. (Nos.)
RTO - 1 (Directly Operated)	Direct Mounting on MO 9 - 45			
	0.23 - 0.41	CS9635500FO	3790	10
	0.31 - 0.55	CS9635500GO	3790	10
	0.55 - 0.85	CS9635500JO	3790	10
	0.78 - 1.2	CS9635500LO	3790	10
	1.2 - 2.0	CS9635500NO	3790	10
	1.9 - 2.8	CS9635500PO	3890	10
	2.4 - 3.6	CS9635500QO	3890	10
	3.5 - 5.2	CS9635500SO	3890	10
	4.6 - 6.7	CS9635500TO	3890	10
	6.7 - 9.7	CS9635500VO	3890	10
	8.5 - 12.5	CS9635500AO	3940	10
	12.5 - 18.5	CS9635600CO	4210	10
	17 - 25.5	CS9635600DO	4210	10
	25 - 37	CS9635600EO	6290	10
	35 - 45	CS9635600GO	6490	10
	RTO - 2 (Directly Operated)	Direct Mounting on MO 50 - 70		
5 - 7.5		CS9636600UO	7550	1
7 - 11		CS9636600VO	7550	1
10.5 - 16		CS9636600BO	7550	1
15 - 21		CS9636600CO	7550	1
20 - 31		CS9636600EO	7860	1
30 - 43		CS9636600FO	9410	1
40 - 57		CS9636600SO	10460	1
50 - 75	CS9636700JO	10810	1	
RTO - 3 (Directly Operated)	Direct Mounting on MO 80 - 110			
	23 - 30	CS9087300EO	11530	1
	29 - 38	CS9630300QO	11980	1
	37 - 49	CS9630400GO	12360	1
	47 - 62	CS9631200TO	12590	1
	60 - 78	CS9631300JO	14830	1
75 - 110	CS9631400KO	16200	1	
RTO - 4 (CT Operated)	Separate Mounting			
	23.4 - 36	CS9709600GO	18800	1
	36 - 60	CS9709600JO	18800	1
	57 - 84	CS9709600KO	18800	1
	72 - 108	CS9709600LO	18800	1
	105 - 156	CS9709600MO	18800	1
	138 - 201	CS9709600NO	23090	1
	201 - 291	CS9709600QO	23700	1
	255 - 375	CS9709600RO	29570	1



Thermal Overload Relays [8536]

Type RX

Features

- › Direct mounting on MX contactor
- › Built-in single phasing protection
- › Front access to START and STOP/RESET buttons


Type of Mounting (Operation)	Relay Range (A)	Cat. No.	M.R.P. (₹) Per Unit	Std. Pkg. (Nos.)
RX (Directly Operated)	0.23-0.41	CS9635700FO	2050	10
	0.45-0.78	CS9635700JO	2050	10
	0.78-1.2	CS9635700LO	2050	10
	1.2-1.9	CS9635700NO	2050	10
	1.8-2.8	CS9635700PO	2050	10
Direct Mounting on MX Contactors	2.6-3.6	CS9635700QO	2050	10
	3.6-5.2	CS9635700SO	2050	10
	4.8-7	CS9635700TO	2050	10
	6.4-9.7	CS9635700VO	2050	10
	8.2-12.1	CS9635700AO	2050	10

Type MU-2P (2 Pole)



Type of Mounting (Operation)	Relay Range (A)	Cat. No.	M.R.P. (₹) Per Unit	Std. Pkg. (Nos.)
MU 2P (2 Pole)				
Direct	1 - 1.6A	CS9020700MO	1130	1
Mounting on MU-2P Contactor	1.5 - 2.5A	CS9020700PO	1130	1
	2.5 - 4A	CS9020700RO	1130	1
	4 - 6.5A	CS9020700TO	1130	1
	6 - 10A	CS9020700VO	1130	1
	9 - 14A	CS9020700AO	1130	1

Type ML



Type of Mounting (Operation)	Relay Range (A)	Cat. No.	M.R.P. (₹) Per Unit	Std. Pkg. (Nos.)
Direct Mounting on ML 1.5 Contactors				
ML 1 (Directly Operated)	0.15 - 0.25	SS9185800DO	5500	10
	0.25 - 0.4	SS9185800FO	5500	10
	0.4 - 0.65	SS9185800HO	5500	10
	0.6 - 1	SS9185800KO	5500	10
	1 - 1.6	SS9185800MO	5500	10
	1.5 - 2.5	SS9185800PO	5500	10
	2.5 - 4	SS9185800RO	5500	10
	4 - 6.5	SS9185800TO	5500	10
	6 - 10	SS9185800VO	5500	10
	10 - 16	SS9185800BO	5500	10
	11 - 18	SS9185800CO	5500	10
Direct Mounting on ML 2/3 Contactors				
ML 2 / ML 3 (Directly Operated)	9 - 14	SS9185900AO	8140	10
	13 - 21	SS9185900CO	8140	10
	20 - 32	SS9185900EO	8140	10
	28 - 42	SS9185900FO	8140	10

Type of Mounting (Operation)	Relay Range (A)	Cat. No.	M.R.P. (₹) Per Unit	Std. Pkg. (Nos.)
MU 2P (2 Pole)				
Direct	11 - 18A	CS9020700CO	1260	1
Mounting on MU-2P Contactor	13 - 22A	CS9020700DO	1260	1
	16 - 26A	CS9020700BO	1260	1
	20 - 32A	CS9020700EO	1580	1
	26 - 40A	CS9020700FO	1580	1

Accessories for Thermal Overload Relays [8538]

Accessories for Thermal Overload Relays



Relay Mounting Kit Kit for Mounting MN5 Relay Din Rail Mounting Kit MN2 Relay

Description	Cat. No.	M.R.P. (₹) Per Unit	Std. Pkg. (Nos.)
Push button extn. unit for MN 2 Relays	SS949680000	95	100
Kit for Mounting MN 2 Relay on ML 1.5 contactor	SS947010000	330	50
Kit for Mounting MN 2 Relay separately (Direct Mounting Type)	SS947000000	330	50
Kit for Mounting MN 5 Relay on MNX 95 / 110 / 140 contactor	SS946380000	530	20
Kit for Mounting MN 5 Relay on ML 2 / ML 3 contactor	SS941510000	340	20
Kit for Mounting MN5 Relay on ML 4 / ML 6 contactor	SS941520000	470	20
DIN Rail Mounting Kit Relay on MN 2 Relay	SS918870000	260	50

Separate Mounting Kit for RTO Relay



Relay Reset Cord for MN & RTO relay



Description	Cat. No.	M.R.P. (₹) Per Unit	Std. Pkg. (Nos.)
MN Relay reset cord - 400mm	SB942070000	1190	1
MN Relay reset cord - 650mm	SB942080000	1240	1
MN Relay reset cord - 900mm	SB942090000	1270	1
MN Relay reset cord - 1200mm	SB942100000	1430	1
RTO Relay reset cord - 400mm	CS909410000	1190	1
RTO Relay reset cord - 650mm	CS909420000	1240	1
RTO Relay reset cord - 900mm	CS909430000	1270	1
RTO Relay reset cord - 1200mm	CS909440000	1430	1

Description	Cat. No.	M.R.P. (₹) Per Unit	Std. Pkg. (Nos.)
RTO-1 Relay Separate Mounting Kit	CS963350000	445	1
RTO-2 Relay Separate Mounting Kit	CS963060000	1050	1
RTO-3 Relay Separate Mounting Kit	CS963070000	1500	1

Electronic Motor Protection Relay [8536]

Type REO - Electronic Overload Relay

Features

- › Protections:
 - » Overload
 - » Single Phasing, Phase unbalance
 - » Locked Rotor
 - » Earth Fault in REO 1.1G & REO 4G
- › Trip indication
- › Selectable Trip class - 10A, 10, 20, 30 as per IEC 60947-4-1
- › Conforms IS/IEC 60947-4-1 & IEC 60947-4-1



To Experience the Benefits of REO Electronic Overload Relay



Click or Scan

Model	Type of Mounting	Relay Range (A)	Without earth fault protection		Model	With in-built earth fault protection		Std. Pkg. (Nos.)
			Cat. No.	M.R.P. (₹) Per Unit		Cat. No.	M.R.P. (₹) Per Unit	
REO 1.1	Direct Mounting on MO 9-45	0.15-0.75	CS9041800JO	8780	REO 1.1G	CS9042300JO	14640	10
		0.6-3	CS9041800QO	8780		CS9042300QO	14640	10
		2.4-12	CS9041800LO	8780		CS9042300LO	14640	10
		9-45	CS9041800GO	9860		CS9042300GO	15130	10
REO 4	Separate Mounting	18-90	CS9041800UO	26020	REO 4G	CS9042300UO	26270	1
		72-360	CS9041800RO	35650		CS9042300RO	35780	1

Type REO - Electronic Over Current Relay

Electronic Overcurrent Relay (EOCR) is a type of Electronic relay that has tripping based on Definite mean time characteristics. The tripping of relay is decided by trip time selected by user.

Features

- › Protections:
 - » Overload
 - » Single Phasing, Phase unbalance
 - » Locked Rotor
- › Settable start time (5s, 10s, 20s, 40s) and trip time (2s, 4s, 8s, 16s)
- › Trip indication
- › Conforms IS/IEC 60947-4-1 & IEC 60947-4-1



Model	Type of Mounting	Relay Range (A)	Cat. No.	M.R.P. (₹) Per Unit	Std. Pkg. (Nos.)
REO 1.1c	Direct Mounting on MO 9-45	0.15-0.75	CS9191100JO	11280	1
		0.6-3	CS9191100QO	11280	1
		2.4-12	CS9191100LO	11280	1
		9-45	CS9191100GO	11280	1

Accessories for REO - Electronic Overload Relay

Description	Cat. No.	M.R.P. (₹) Per Unit	Std. Pkg. (Nos.)
REO Relay Reset Cord - 400mm	CS904250000	1190	1
Separate Mounting Kit for REO 1.1/1.1G/1.1c Relay	CS963350000	445	1





Electrical & Automation

eMPR300D & eMPR300I

Microcontroller based Motor Protection
Relay with Inbuilt CTs,
Display and Communication.

Protect Your Motors, Enhance Plant Performance.



Electronic Overload +
Overcurrent Protection



EOLR + EOCR
in one product



Current rating
1 to 88 Amp



RS-485
Communication

Remote Monitoring of Motor Feeders with SMARTCOMM



eMPR150 - Electronic Motor Protection Relay



- › **Protections**
 - » Overload
 - » Locked Rotor
 - » Single Phasing, Current Unbalance,
 - » Under Current
- › **Inbuilt CT's (1 A to 88 A)**
- › **Trip indication**
- › **Test facility**
- › **Site Selectable – Fail-safe / Non Fail-safe mode**
- › **Selectable trip class - 10A, 10, 20 and 30 as per IEC 60947-4-1**

Model	Aux. Supply	Thermal O/L Range (A)	Device Code	Cat. No.	M.R.P. (₹) Per Unit
eMPR150	110V AC	1-5.5	49, 51LR, 37, 46	EMPR150XAAO	4000
		4-22		EMPR150XABO	6100
		16-88		EMPR150XACO	8200
	230V AC	1-5.5		EMPR150XBAAO	4000
		4-22		EMPR150XBBBO	6100
		16-88		EMPR150XBCO	8200

eMPR selection must be done as per Line Current of Motor

eMPR300 - Electronic Motor Protection Relay with Built-in Earth Fault Protection



- › **Protections**
 - » Overload
 - » Locked Rotor
 - » Single Phasing, Current Unbalance,
 - » Under Current
 - » Earth Fault
 - » Phase Sequence Reversal
- › **Inbuilt CT's (1 A to 88 A)**
- › **Trip indication**
- › **Test facility**
- › **Site Selectable Phase Sequence - RYB/ RBY**
- › **Site Selectable – Fail-safe / Non Fail-safe mode**
- › **Selectable trip class - 10A, 10, 20 and 30 as per IEC 60947-4-1**

Model	Aux. Supply	Thermal O/L Range (A)	Device Code	Cat. No.	M.R.P. (₹) Per Unit
eMPR300	110V AC	1-5.5	49, 51LR, 64, 37, 46	EMPR300XAAO	10500
		4-22		EMPR300XABO	12600
		16-88		EMPR300XACO	14700
	230V AC	1-5.5		EMPR300XBAAO	10500
		4-22		EMPR300XBBBO	12600
		16-88		EMPR300XBCO	14700

eMPR selection must be done as per Line Current of Motor

New

eMPR300D - Electronic Motor Protection Relay with inbuilt display

One solution for both EOLR and EOCR applications



- › **Protections**
 - » Overload
 - » Locked Rotor
 - » Single Phasing, Current Unbalance,
 - » Dry Run Protection with Programmable Under Current
 - » Earth Fault
 - » Phase Sequence Reversal
 - » Overcurrent
- › **7 Segment LED Display**
- › **Inbuilt CT's (1 A to 88 A)**
- › **5 trip records**
- › **Test facility**
- › **Site Selectable – Fail-safe / Non Fail-safe mode**
- › **Selectable trip class - 10A, 10, 20 and 30 as per IEC 60947-4-1**

Model	Aux. Supply	Thermal O/L Range (A)	Device Code	Cat. No.	M.R.P. (₹) Per Unit
eMPR300D	85-265V AC	1-5.5	37, 46, 49, 51LR, 51, 64	EMPR300DCAO	11800
		4-22		EMPR300DCBO	13900
		16-88		EMPR300DCCO	16000

eMPR selection must be done as per Line Current of Motor

New

eMPR300I - Electronic Motor Protection Relay with inbuilt display & Modbus RTU Communication

One solution for both EOLR and EOCR applications



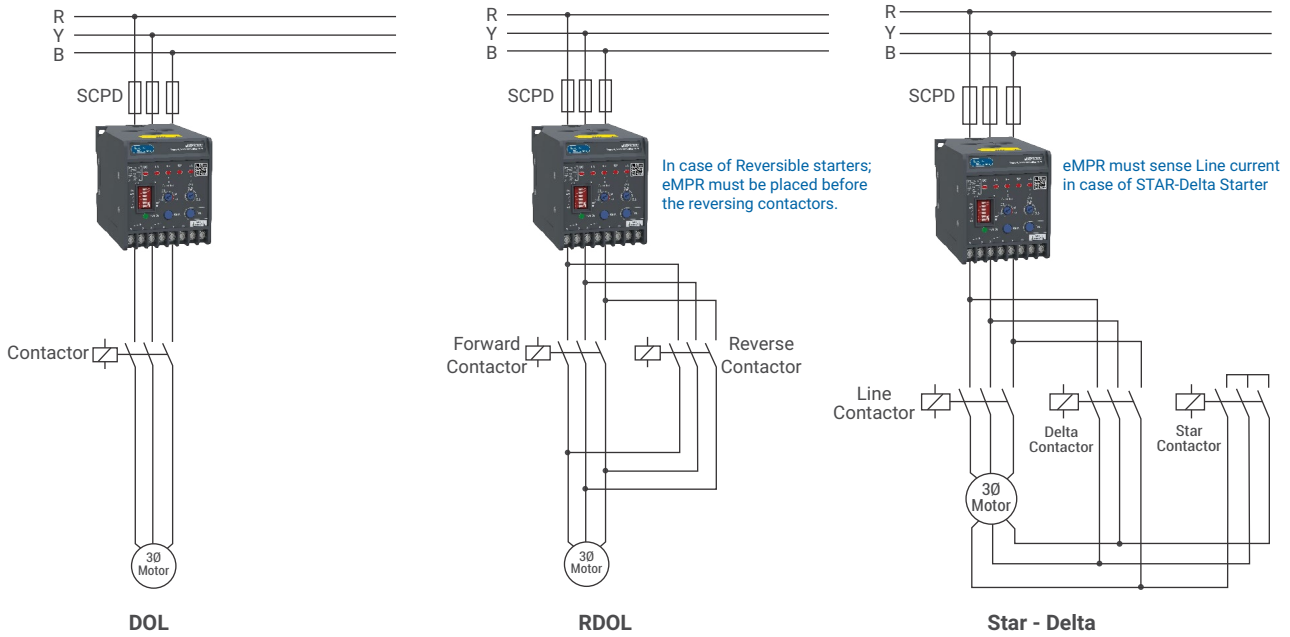
- › **Protections**
 - » Overload
 - » Locked Rotor
 - » Single Phasing, Current Unbalance,
 - » Dry Run Protection with Programmable Under Current
 - » Earth Fault
 - » Phase Sequence Reversal
 - » Overcurrent
- › **7 Segment LED Display**
- › **Inbuilt CT's (1 A to 88 A)**
- › **5 trip records**
- › **Test facility**
- › **Site Selectable – Fail-safe / Non Fail-safe mode**
- › **Selectable trip class - 10A, 10, 20 and 30 as per IEC 60947-4-1**
- › **Inbuilt Communication port Modbus - RS-485**

Model	Aux. Supply	Thermal O/L Range (A)	Device Code	Cat. No.	M.R.P. (₹) Per Unit
eMPR300I	85-265V AC	1-5.5	37, 46, 49, 51LR, 51, 64	EMPR300ICAO	17000
		4-22		EMPR300ICBO	19100
		16-88		EMPR300ICCO	21200

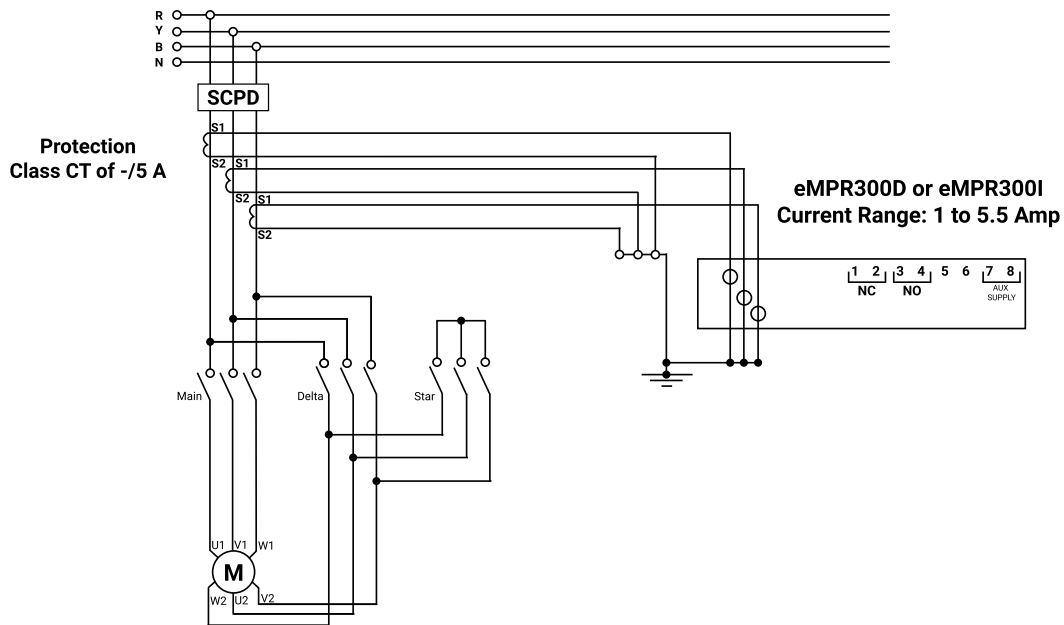
eMPR selection must be done as per Line Current of Motor



Application Schemes : eMPR150, eMPR300, eMPR300D, eMPR300I



eMPR300D or eMPR300I with External 5P10 Class CTs for Motors with FLC > 88 Amp



Compact Motor Protection Relay - MM10

Features

- > Flush Mounting with display
- > Last trip data recording
- > Protections:
 - » Thermal Overload with pre-alarm
 - » Short Circuit
 - » Earth fault
 - » Phase loss, Unbalance, Phase reversal
 - » Under Current
 - » Prolong starting, Locked Rotor



Model	Aux. Supply	CT# secondary	Device code	Cat. No.	M.R.P. (₹) Per Unit
MM10	110 - 240 V AC / DC	5 Amp	37, 46, 49, 50 / 51, 51LR, 64	MM10240E005	42400

- Protection Class CT

Draw-out Motor Protection Relay - MPR21* New

- > MPR21 – 37, 46, 48, 49, 50BF, 50, 51, 50N, 51N, 51LR, 64, 66, 74TCS.
- > Microcontroller-based design
- > Draw-out enclosure.
- > CT rating# - 1A/ 5A (site selectable)
- > Display of 250 event and 30 Trip records
- > 128*64 graphical display
- > Modbus RS-485 Communication
- > Front Micro USB port for numrAL Suite



Model	Aux. Supply (V)	Communication	Cat. No.	M.R.P. (₹) Per Unit
numrAL MPR21	20 - 60V DC	Modbus RS 485	NRMPR2A28RA	60000
	85 - 265V AC, 87 - 265V DC	Modbus RS 485	NRMPR2B28RA	60000


- Protection Class CT
*- Available On Request



Electrical & Automation

Redundant and Reliable network for Intelligent Motor Management Solution with iMMR

DISPLAY UNIT



CT UNIT



iMMR MAIN UNIT

Powered By SMARTCOMM

iMMR - Intelligent Motor Management Relay

Besides control, protection and diagnostics, iMMR provides accurate real time data for analytics and insights into the performance of plant and process



Optimum Protection



Accurate real time data



Predictive Maintenance



Cloud Computing



Profinet/Modbus Protocol

Intelligent Motor Management Solutions for enhancement of process and energy efficiency.

Comprehensive Protection and Reliable Motor control with Ethernet based redundant communication network.

Real time monitoring and Predictive analytics with SmartComm

Ring & Star communication networking with Profinet & Ethernet IP

©2025. All Rights Reserved.



iMMR - Intelligent Motor Management Relay [8536]



iMMR is a comprehensive Motor protection, control and monitoring relay for intelligent MCC's

"Besides control, protection and diagnostics, iMMR provides accurate real time data for analytics and insights into the performance of plant and process"

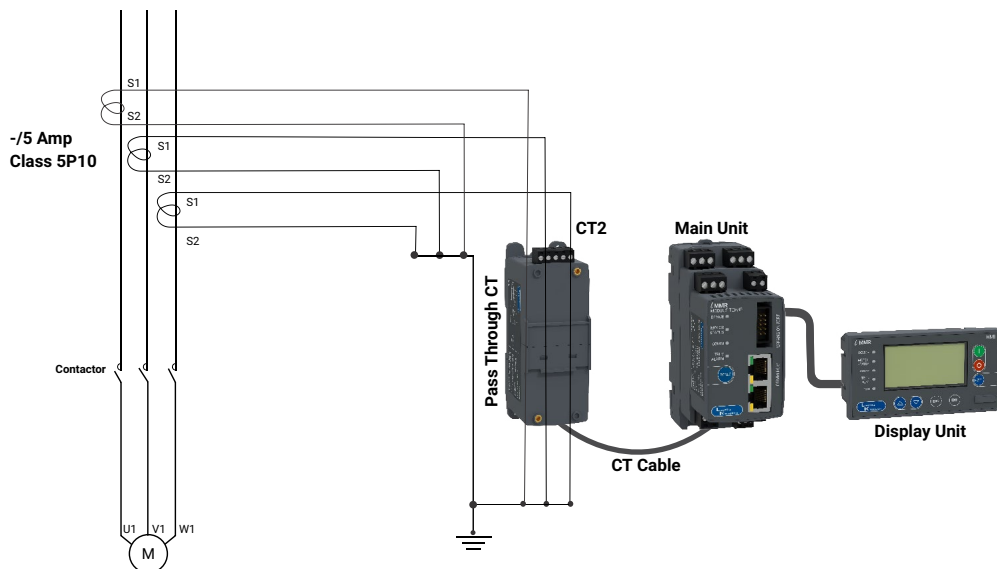
Features

- Comprehensive Current & Voltage based Protections
- 20 nos. of last trip records, 100 event records and 20 IRF Records are available
- Preprogrammed Starter logics reduces manufacturing and commissioning time
- Software iMMR Suite is available for Easy and effective configuration and monitoring
- Ethernet IP, Profinet, Modbus RTU, Modbus TCP/IP and Profibus-DP protocols available for seamless integration with DCS/PLC
- Redundant network for seamless Motor control and monitoring, with Profinet/ Ethernet IP

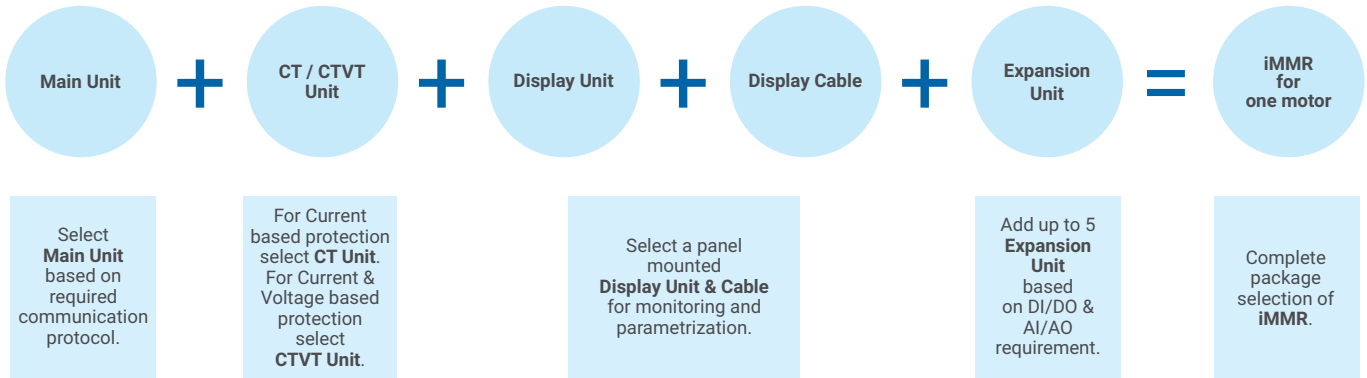
Product	Description	Cat. No.	M.R.P. (₹) Per Unit
Main Unit	iMMR MODBUS RTU 85-265 VAC/DC	CS912440000	27500
	iMMR PROFIBUS-DP 85-265 VAC/DC	*Available On Request	
	iMMR MODBUS TCP/IP 85-265 VAC/DC	*Available On Request	
	iMMR Ethernet IP 85-265 VAC/DC	*Available On Request	
	iMMR Profinet 85-265 VAC/DC	*Available On Request	
CT Unit	CT1 (0.3-3A) with 15 cm cable	CS912450000	6000
	CT2 (2.5-25A) with 15 cm cable	CS912460000	8000
	CT3 (7-70A) with 15 cm cable	CS912470000	12700
CTVT Unit	CT1 (0.3-3A) + VT with 15 cm cable	CS912490000	14000
	CT2 (2.5-25A) + VT with 15 cm cable	CS912500000	16500
	CT3 (7-70A) + VT with 15 cm cable	CS912510000	22000
Display Unit	iMMR Display unit without cable	CS912530000	14500
Display Cable	iMMR Display Cable - 1 meter	XK131280000	1350
	iMMR Display Cable - 2 meter	XK131290000	2000
Expansion Unit	iMMR EXP 4DI + 2DO with 10 cm cable	*Available On Request	
	iMMR EXP 6DI 110V/240V with 10cm cable	*Available On Request	
	iMMR EXP Earth Leakage + 2DI + 2DO with 10 cm cable	*Available On Request	
	iMMR EXP 2AI + 1AO with 10 cm cable	*Available On Request	

* Please contact our nearest branch for details

iMMR with external CT's for Motors >37kW



iMMR selection guide



Cat.no. selection guide

Modbus RTU communication and Current based protection and metering

Motor Rating	Total MRP	Main Unit - Modbus RTU	CT Unit	Display Unit	Display Cable - 2 meter
<1.1 KW	50000	CS912440000	CS912450000	CS912530000	XK131290000
1.1 KW to 11 KW	52000	CS912440000	CS912460000	CS912530000	XK131290000
11 KW to 37 KW	56700	CS912440000	CS912470000	CS912530000	XK131290000
>37 KW	52000	CS912440000	CS912460000*	CS912530000	XK131290000

* with External Protection class CT's of -/5Amp

Modbus RTU communication and Current + Voltage based protection and metering

Motor Rating	Total MRP	Main Unit - Modbus RTU	CTVT Unit	Display Unit	Display Cable - 2 meter
<1.1 KW	58000	CS912440000	CS912490000	CS912530000	XK131290000
1.1 KW to 11 KW	60500	CS912440000	CS912500000	CS912530000	XK131290000
11 KW to 37 KW	66000	CS912440000	CS912510000	CS912530000	XK131290000
>37 KW	60500	CS912440000	CS912500000*	CS912530000	XK131290000

* with External Protection class CT's of -/5Amp



Manual Motor Starters [8536]

Rocker Type

- › MOG-S1: upto 32A
- › Short circuit + Overload protection

Rotary Type

- › MOG-H1M: upto 32A
- › MOG-H2M: 32A-63A
- › Short circuit protection


Rotary Type

- › MOG-H1: upto 32A
- › MOG-H2: 32A-63A
- › Short circuit + Overload protection

Rocker type and Rotary Type Manual Motor Starters conforms to IEC 60947-4-1

- › Short circuit protection
- › Over current protection

Circuit Breaker




Thermal Overload Relay

MMS

- › Overload protection
- › Phase loss protection
- › Wide range of current adjustment dial
- › Ambient temperature compensation

- › Compact
- › High breaking capacity
- › Short circuit protective coordination
- › Reduction in wiring work
- › High switching durability
- › Padlocking feature available even without extended rotary handle
- › Stand alone motor protection
- › Common accessories



MMS
Overload + Short circuit protection

Contactor

No separate OLR - Saves cost of OLR

Motor

Type MOG-S1 (Rocker Type)

With short circuit & overload protection



Rating (A)	Recommended Motor Rating at 415V, 3-Ph, 50Hz (KW)	Thermal Release range (A)	Instantaneous Trip Current (A)	Cat. No.	M.R.P. (₹) Per Unit	Std. Pkg. (Nos.)
0.16	-	0.1 - 0.16	2.1	ST418890000	4395	1
0.25	0.06	0.16 - 0.25	3.3	ST418900000	4395	1
0.40	0.09	0.25 - 0.40	5.2	ST418910000	4395	1
0.63	0.12	0.40 - 0.63	8.2	ST418920000	5005	1
1.00	0.25	0.63 - 1.00	13	ST418930000	5005	1
1.60	0.55	1.00 - 1.60	20.8	ST418940000	5030	1
2.50	0.75	1.60 - 2.50	32.5	ST418950000	5030	1
4.00	1.50	2.50 - 4.00	52	ST418960000	5220	1
6.30	2.20	4.00 - 6.30	81.9	ST418970000	5220	1
10.00	4.00	6.30 - 10.00	130	ST418980000	5570	1
13.00	5.40	9.00 - 13.00	169	ST418990000	6265	1
16.00	7.50	11.00 - 16.00	208	ST419000000	6860	1
20.00	9.00	14.00 - 20.00	260	ST419010000	7205	1
25.00	12.50	19.00 - 25.00	325	ST419020000	7570	1
32.00	15.00	24.00 - 32.00	416	ST419030000	13445	1

Note: Extended rotary handle cannot be fitted with MOG - S1

Type MOG-H1 (Rotary Type) - Frame 1

With short circuit & overload protection



Rating (A)	Recommended Motor Rating at 415V, 3-Ph, 50Hz (KW)	Thermal Release range (A)	Instantaneous Trip Current	Cat. No.	M.R.P. (₹) Per Unit	Std. Pkg. (Nos.)
0.16	-	0.1 - 0.16	2.1	ST419040000	5310	1
0.25	0.06	0.16 - 0.25	3.3	ST419050000	5405	1
0.40	0.09	0.25 - 0.40	5.2	ST419060000	5405	1
0.63	0.12	0.40 - 0.63	8.2	ST419070000	6045	1
1.00	0.25	0.63 - 1.00	13	ST419080000	6045	1
1.60	0.55	1.00 - 1.60	20.8	ST419090000	6240	1
2.50	0.75	1.60 - 2.50	32.5	ST419100000	6240	1
4.00	1.50	2.50 - 4.00	52	ST419110000	6355	1
6.30	2.20	4.00 - 6.30	81.9	ST419120000	6415	1
10.00	4.00	6.30 - 10.00	130	ST419130000	6835	1
13.00	5.40	9.00 - 13.00	169	ST419140000	7580	1
16.00	7.50	11.00 - 16.00	208	ST419150000	8150	1
20.00	9.00	14.00 - 20.00	260	ST419160000	8785	1
25.00	12.50	19.00 - 25.00	325	ST419170000	9135	1
32.00	15.00	24.00 - 32.00	416	ST419180000	14810	1



Manual Motor Starters [8536]

Type MOG-H1M (Rotary Type) - Frame 1



With short circuit protection only

Rating (A)	Recommended Motor Rating at 415V, 3-Ph, 50Hz (KW)	Instantaneous Trip Current	Cat. No.	M.R.P. (₹) Per Unit	Std. Pkg. (Nos.)
0.16	-	2.1	ST419230000	4945	1
0.25	0.06	3.3	ST419240000	4945	1
0.40	0.09	5.2	ST419250000	4945	1
0.63	0.12	8.2	ST419260000	5595	1
1.00	0.25	13	ST419270000	5700	1
1.60	0.55	20.8	ST419280000	5700	1
2.50	0.75	32.5	ST419290000	5740	1
4.00	1.50	52	ST419300000	5805	1
6.30	2.20	81.9	ST419310000	5805	1
10.00	4.00	130	ST419320000	5990	1
13.00	5.40	169	ST419330000	6255	1
16.00	7.50	208	ST419340000	6255	1
20.00	9.00	260	ST419350000	6570	1
25.00	12.50	325	ST419360000	6770	1
32.00	15.00	416	ST419370000	10940	1

Type MOG-H2 (Rotary Type) - Frame 2



With short circuit & overload protection

Rating (A)	Recommended Motor Rating at 415V, 3-Ph, 50Hz (KW)	Thermal Release range (A)	Instantaneous Trip Current	Cat. No.	M.R.P. (₹) Per Unit	Std. Pkg. (Nos.)
32.00	15.00	24.00 - 32.00	416	ST419190000	18480	1
40.00	20.00	28.00 - 40.00	520	ST419200000	20380	1
50.00	25.00	35.00 - 50.00	650	ST419210000	25440	1
63.00	34.00	45.00 - 63.00	819	ST419220000	25815	1

Type MOG-H2M (Rotary Type) - Frame 2



With short circuit protection only

Rating (A)	Recommended Motor Rating at 415V, 3-Ph, 50Hz (KW)	Instantaneous Trip Current	Cat. No.	M.R.P. (₹) Per Unit	Std. Pkg. (Nos.)
32.00	15.00	416	ST419380000	17720	1
40.00	20.00	520	ST419390000	17845	1
50.00	25.00	650	ST419400000	18350	1
63.00	34.00	819	ST419410000	18730	1

Accessories for MOG [8538]



Short Circuit Alarm



Auxiliary + Alarm



Extended Rotary Handle



Shunt Trip



MMSs with bus bar connection



Connecting Busbar link



3 Phase Feed in terminal

Mounting Position *	Description	Cat. No.	M.R.P. (₹) Per Unit	Std. Pkg. (Nos.)
F1/F2	Auxiliary Contact Front mtg. 1NO	ST419420000	855	10
F1/F2	Auxiliary Contact Front mtg. 1NC	ST419430000	855	10
L	Auxiliary Contact Left side mtg. 2NO	ST419440000	1175	1
L	Auxiliary Contact Left side mtg. 1NO + 1NC	ST419450000	1175	1
L	Auxiliary Contact Left side mtg. 2NC	ST419460000	1175	1
F2	Trip Alarm Contact Front mtg. 1NO	ST419470000	1520	10
F2	Trip Alarm Contact Front mtg. 1NC	ST419480000	1520	10
L	Auxiliary + Alarm Left side mtg. 2NO	ST419490000	1615	1
L	Short circuit alarm Left side mtg. 1NO + 1NC	ST419500000	1615	1
R	Shunt trip 24V DC	ST419510000	3105	1
R	Shunt trip 110V, 50Hz	ST419520000	3270	1
R	Shunt trip 230V, 50Hz	ST429520000	3270	1
R	Under Voltage release, 110V, 50Hz	ST419530000	3270	1
R	Under Voltage release, 415V, 50Hz	ST419540000	3270	1
-	External operating handle, (Black) Frame 1	ST419550000	1885	1
-	External operating handle, (Black) Frame 2	ST419560000	1885	1

* F1- Front left slot F2- Front right slot L- Left side R- Right side

Description	Cat. No.	M.R.P. (₹) Per Unit	Std. Pkg. (Nos.)
Connecting Busbar link			
2 MMS 45 mm width w/o acc	ST419570000	985	5
3 MMS 45 mm width w/o acc	ST419580000	1080	5
4 MMS 45 mm width w/o acc	ST419590000	1170	5
5 MMS 45 mm width w/o acc	ST419600000	1490	5
2 MMS 45 mm width with one acc 9 mm	ST419610000	1150	5
3 MMS 45 mm width with one acc 9 mm	ST419620000	1240	5
4 MMS 45 mm width with one acc 9 mm	ST419630000	1335	5
5 MMS 45 mm width with one acc 9 mm	ST419640000	1425	5
2 MMS 55 mm width w/o acc	ST419660000	1795	1
3 MMS 55 mm width w/o acc	ST419670000	2045	1
4 MMS 55 mm width w/o acc	ST419680000	2455	1
2 MMS 55 mm width with one acc 9 mm	ST419690000	1955	1
3 MMS 55 mm width with one acc 9 mm	ST419700000	2225	1
4 MMS 55 mm width with one acc 9 mm	ST419710000	2615	1
2 MMS 55 mm width with two acc 18 mm	ST419720000	2285	1
4 MMS 55 mm width with two acc 18 mm	ST419730000	2550	1
Feed in terminal for 45 mm width Busbar	ST419650000	1150	1
Feed in terminal for 55 mm width Busbar	ST419740000	1985	1
Bus bar safety cover 45 mm width Busbar	ST419750000	495	10
Bus bar safety cover 55 mm width Busbar	ST419760000	540	10

acc: Accessories



Motor Starters [8536]

Direct-on-Line Starters

in Sheet-Steel Enclosure Type MN / ML
(Motor Rating AC-3 Duty, 415V, 50Hz, 3-Ph)



MN 16



ML 1.5

Max. Motor Output at 415V, 3-Ph		Relay Max. Range (A)	Description	Cat. No.	M.R.P. (₹) Per Unit	Std. Pkg. (Nos.)
HP	kW					
10.0	7.5	9 - 15	MN 16 DOL	SS94351	8050	1
15.0	11.0	14 - 23	MN 25 DOL	SS94352	12290	1
20.0	15.0	20 - 33	MN 32 DOL	SS94353	19800	1
30.0	22.5	30 - 50	MN 45 DOL	SS94017	33800	1
45.0	33.5	45 - 75	MN 65 DOL	SS94018	46400	1
30.0	22.5	28 - 42	ML 3 DOL	SS90722	43700	1

Fully Automatic Star-Delta Starters [8536]

in Sheet-Steel Enclosure Type MN / ML
(Motor Rating AC-3 Duty, 415V, 50Hz, 3-Ph)

Max. Motor Output at 415V, 3-Ph		Relay Max. Range (A)	Description	Cat. No.	M.R.P. (₹) Per Unit	Std. Pkg. (Nos.)
HP	kW					
17.5	13.0	9 - 15	MN 16 FASD	SS94362	27100	1
30.0	22.5	14 - 23	MN 25 FASD	SS94364	30300	1
40.0	30.0	20 - 33	MN 32 FASD	SS94366	49800	1
50.0	37.5	30 - 50	MN 45 FASD	SS94021	79900	1
75.0	55.0	45 - 75	MN 65 FASD	SS94022	132600	1
90.0	67.5	45 - 75	MN 80 FASD	SS94705	144800	1
150.0	110.0	66 - 110	MN 110 FASD	SS94706	189700	1
180.0	132.0	90 - 150	MN 140 FASD	SS94707	207200	1
50.0	37.5	28 - 42	ML3 FASD	SS90730	105300	1
75.0	55.0	45 - 75	ML4 FASD	SS90913	180300	1
125.0	90.0	66 - 110	ML6 FASD	SS90923	295900	1

Spares for MN Starters [8538]

Description	Cat. No.	M.R.P. (₹) Per Unit	Std. Pkg. (Nos.)
Bracket for Mounting cont. MNX 25 - 32	SS940300000	260	20
MN DOL/FASD Push Button	SS939410000	450	10

Timers

Electronic Timers Type ST100 [9107]



ST 100

Description	Cat. No.	M.R.P. (₹) Per Unit	Std. Pkg. (Nos.)
240 / 360 / 415V, 50Hz for			
3 - 30 secs.	ST803280000	2470	1
12 - 120 secs.	ST803290000	2470	1

Note:

ST 100 supplied with Mounting Kit, suitable for ET 100 replacement.
For Complete range of Timing Devices, please refer the Panel Accessories Price List.

Ordering Suffix for ML & MN Starters

Coil Voltages	Relay Range (A)	
	ML	MN
B - 240 V	A : 9 - 14	B : 9 - 15
C - 360 V	B : 10 - 16	D : 14 - 23
D - 415 V	C : 13 - 21	E : 20 - 33
P - 440 V	E : 20 - 32	G : 30 - 50
	F : 28 - 42	J : 45 - 75
	G : 30 - 50	K : 66 - 110
	J : 45 - 75	Q : 2 - 3.3
	K : 66 - 110	S : 3 - 5
	M : 90 - 150	T : 36 - 60
	P : 135 - 225	U : 4.5 - 7.5
	Q : 180 - 310	V : 6 - 10
	R : 2.5 - 4	M : 90 - 150
	T : 13 - 21	

All our Type 2 charts are available on **Knowledge Portal**



Access E&A's Knowledge Portal from
www.LK-EA.com/kp

Following combination of Type 2 Charts available

Fuse Based Charts		Fuseless Charts			
IE2/IE3	IE2/IE3	IE2	IE2	IE3	IE3
DOL	SD	DOL	SD	DOL	SD
FN	FN	MMS/MCCB	MMS/MCCB	MMS/MCCB	MMS/MCCB
MNX/MO	MNX/MO	MNX/MO	MNX/MO	MNX/MO	MNX/MO

Charts available at Iq of

- > 50kA
- > 65kA
- > 80kA
- > 100kA

MCCB charts are available with
 Microprocessor Releases too



Experience the Future Of

IRRIGATION AUTOMATION SOLUTION WITH SMARTCOMM IMS



Integrated standard solution - Wired & Wireless



Cloud-based software



Time-based, Volume-based & Sensor-based operation



Remote application & control



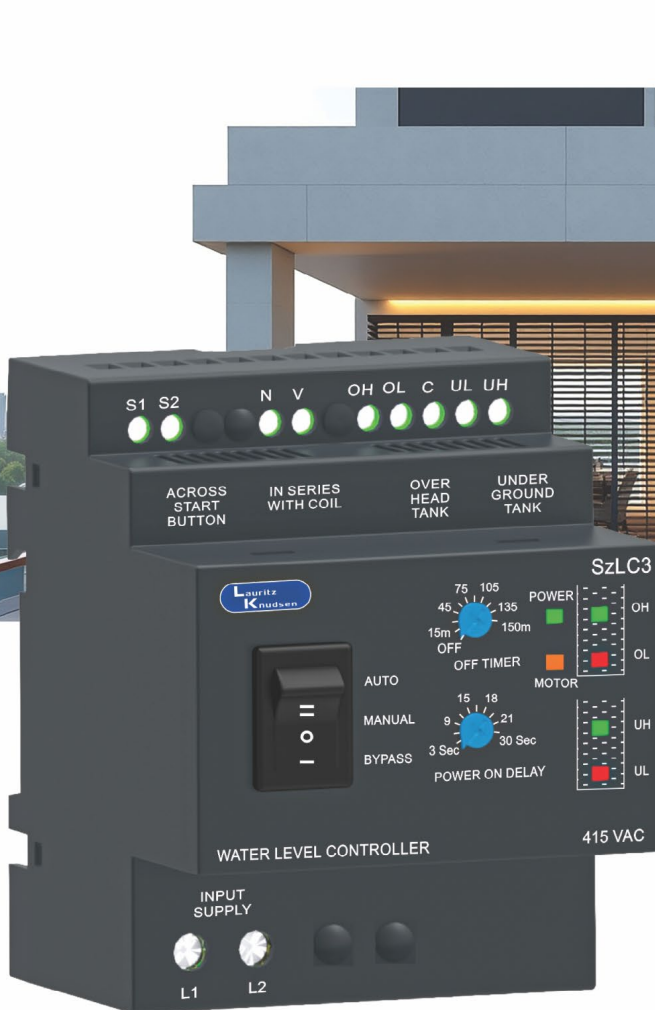
Program & scheduling



Central monitoring with web & mobile application



SIMPLIFYING WATER CONTROL CHALLENGES



SzLC WLC Series



Settable OFF-timer ranging from 15-150 minutes



Power ON Delay Timer- 3-30 seconds



Application: Single & Double Tank



LED Indication



Auto/Manual/Bypass operating mode available*



Use for Single Phase Monoset and Submersible Pump upto 3 HP and for Three Phase Submersible Pump

*AUTO/ON/OFF - SzLC
AUTO/MANUAL/BYPASS - SzLC1 & SzLC1

©2026. All Rights Reserved.



AGRI CUSTOMER CARE

Tel: +91-22-69327800
E-mail: cic@LK-EA.com



SMARTSHOP

Buy only authentic products.
smartshop.lk-ea.com



Complete Your Panel with the widest range of Industrial Signalling Products



**Rotary & Load
Break Switches**



**Modular Remote
Control Units**



**Timing Devices &
Supply Monitors**



**Digital Panel
Meters**



Most Flexible Integrated ATS

Engineered for seamless power switchover and uninterrupted productivity:
A comprehensive solution ensures smooth power transfer, making it
suitable for a wide range of applications.



Plug and Play
Solution



RS-485 for
Seamless connectivity



Application
friendly



Large Display
unit



No change in
Footprint



Features of
C-line intact

Description	Type	Cat. No.	M.R.P. (₹) Per Unit	Std. Pkg. (Nos.)
Integrated ATS, Frame 2-125A	125A	CK90161BATS	80000	1
Integrated ATS, Frame 2-160A	160A	CK90162BATS	85000	1
Integrated ATS, Frame 2-200A	200A	CK90163BATS	96100	1
Integrated ATS, Frame 3-250A	250A	CK90164BATS	114600	1
Integrated ATS, Frame 3-315A	315A	CK90165BATS	116500	1
Integrated ATS, Frame 4-400A	400A	CK90166BATS	138600	1
Integrated ATS, Frame 4-630A	630A	CK90167BATS	168200	1
Integrated ATS, Frame 5-800A	800A	CK90169BATS	233370	1
Integrated ATS, Frame 5-1000A	1000A	CK90170BATS	262500	1



Enclosed Automatic Transfer Switch

Automatic Solution | Pre-wired | Flexible Settings



Switch to ATS

Now, experience seamless transfer between two power sources...



Convenience

- › Ample Space for Cable Termination
- › Ease of Generator Control (ON-OFF, Cooling Cycle Self-Test)
- › Cyclic Event Logger: Logs 100 Events



Performance

- › Wide range: 125A to 630A, 415V ac.
- › Double-Break Contact System offering High Short-time Withstand (1cw)
- › High Mechanical and Electrical Life: Double than requirement of IS/IEC standard
- › Suitable for Aluminum Termination



Flexibility

- › Priority Source Selection
- › Adjustable Time Delay (0.1sec to 3 hours)
- › Suitable for 3-Phase as well as 1-Phase Sources



Safety

- › Protections: UV/OV, Phase Sequence, Single Phasing, Frequency
- › Authorized Access Control through Password Protection
- › Terminal Shrouds, Phase Barriers & Source Separator

Description	Type	Cat. No.	M.R.P. (₹) Per Unit	Std. Pkg. (Nos.)
Enclosed ATS, Frame 2, 125A	125A	CK90161BS00	100760	1
Enclosed ATS, Frame 2, 160A	160A	CK90162BS00	112240	1
Enclosed ATS, Frame 2, 200A	200A	CK90163BS00	120490	1
Enclosed ATS, Frame 3, 250A	250A	CK90164BS00	139010	1
Enclosed ATS, Frame 3, 315A	315A	CK90165BS00	147240	1
Enclosed ATS, Frame 4, 400A	400A	CK90166BS00	175400	1
Enclosed ATS, Frame 4, 630A	630A	CK90167BS00	213080	1

Chapter ID [8537]

For AuXC 2000 programming videos and more details please scan the QR code or click here



Customer Interaction Center (CIC)

Phone no: 022-6932 7800

Web: www.LK-EA.com | e-mail: CIC@LK-EA.com



Changeover Switch-Disconnecter (Conforms to IEC 60947-3, IS/IEC 60947-3)

Features offered by Manual Changeover

- › Range 63A to 2000A, 415V, AC 23A, 4P
- › Enclosure version does not require separate cable gland box
- › Terminal Shrouds, Source Separator and Phase Barriers included
- › Staggered Terminals make cable termination easy
- › Suitable for horizontal as well as vertical mounting



Open execution



SS enclosure



Motorised Changeover

Features offered by Motorised Changeover

- › Range 40 A to 2000A, 415V, AC 23A, 4P (Control Voltage 240 Vac)
- › No change in HxWxD dimension of motorised and manual changeover switch
- › Padlocking in OFF position
- › Option for selection between manual and auto mode

Size	Rated Current (A)	Type	Manual Changeover Open Execution		Manual Changeover In Sheet Steel Enclosure#		Motorised Changeover Open Execution		Std. Pkg. (Nos.)
			Cat. No.	M.R.P. (₹) Per Unit	Cat. No.	M.R.P. (₹) Per Unit	Cat. No.	M.R.P. (₹) Per Unit	
Fr 1	40	CO1-40	-	-	-	-	New CK90944B000	29770	1
	63	CO1-63	CO106300000	6560	CO106300S00	11000	New CK90945B000	31600	1
	63	CO1-63	CO10630000D ▲	6370					
	100	CO1-100	CO110000000	8810	CO110000S00	13380	New CK90946B000	38590	1
	100	CO1-100	CO11000000D ▲	8610					
	125	CO1-125	CO112500000	11720	CO112500S00	17060	New CK90947B000	41030	1
Fr 2	125	CO2-125	CO212500000	14150	CO212500S00	21560	CK90161B000	55120	1
	160	CO2-160	CO216000000	15510	CO216000S00	22660	CK90162B000	67380	1
	200	CO2-200	CO22000000A	19080	CO220000S00	26060	CK90163B000	73470	1
Fr 3	250	CO3-250	CO325000000	25290	CO325000S00	36030	CK90164B000	88870	1
	315	CO3-315	CO331500000	26600	CO331500S00	37900	CK90165B000	92990	1
Fr 4	400	CO4-400	CO440000000	42790	CO440000S00	56680	CK90166B000	124640	1
	630	CO4-630	CO463000000	49960	CO463000S00	68830	CK90167B000	148760	1
Fr 5	630	CO5-630	CO563000000	63540	-	-	CK90168B000	161540	1
	800	CO5-800	CO580000000	68780	CO580000S00	122710	CK90169B000	216040	1
	1000	CO5-1000	CO510000000	146170	CO510000S00	191870	CK90170B000	283280	1
Fr 6	1250	CO6-1250	CO612500000	176920	-	-	CK90081B000	334820	1
	1600	CO6-1600	CO616000000	222110	-	-	CK90082B000	411000	1
	2000	CO6-2000	CO620000000	323810	-	-	CK90083B000	485750	1

▲ Direct handle version # Sheet Steel Enclosure version is with CO with extended handle
Note: Changeovers will be without inbuilt Aux contact and same to be purchased separately as an accessories if required.

Spares & Accessories for Changeover S-D [8538]



Auxiliary Contact



Operating Handle (63A to 200A)



Flip-able Handle (250A to 2000A)



Castell Type Lock

Description	Type	Cat. No.	M.R.P. (₹) Per Unit	Std. Pkg. (Nos.)
Auxiliary Contact Kit (2 sets of C/O contact)	CO1-(63-125A)	CX100020000	640	1
	CO2-(125-200A)	CX200020000	1190	1
	CO3-(250-315A)	CX300020000	1690	1
	CO4-(400-630A)	CX400020000	1790	1
	CO5-(630-1000A)	CX500020000	2080	1
	CO6-(1250-2000A)	CX600020000	2270	1
Operating Handle Kit (handle + shaft + center bush + bush clip)	CO1-(63-125A)	CX100010000	1060	1
	CO2-(125-200A)	CX300010000	2240	1
	CO3-(250-315A)	CK903920000	2300	1
	CO4-(400-630A)	CX400010000	2340	1
	CO5-(630-1000A)	CX500010000	2530	1
	CO6-(1250-2000A)	CX600010000	2870	1
Castell Type Lock [§]	CO-(125-1000A)	CX400040000	3800	1
	CO6-(1250-2000A)	CX600040000	3800	1
Output shorting link	CO1-(63-125A) Top Side	CX10005000T	1110	1
	CO1-(63-125A) Bottom Side	CX10005000B	1110	1
Operating Handle for Motorised Changeover	C/O Frame 1 (40-125A)	CK909370000	1500	1
	C/O Frame 2 & 3 (125-315A)	CK903740000	2010	1
	C/O Frame 4 & 5 (400-1000A)	CK903780000	2530	1
	C/O Frame 6 (1250-2000A)	CK906450000	6280	1

§ Chapter ID [8301]

Automatic Transfer Controllers (ATC) for Motorised Changeover [8538]



AST Controller with wire harness



AuXC-2000 Controller with wire harness



Illuminated Push Button assembly

Description	Type	Cat. No.	M.R.P. (₹) Per Unit	Std. Pkg. (Nos.)	
Automatic Transfer Controllers	AST Controller with wire harness	CK901920000	26930	1	
	AuXC-2000 Controller** with wire harness	AuXC-2000 ^β wire harness	ATC200000000	43800	1
			CK900990000	5490	1
Control Accessories	Illuminated Push Button assembly with Wire harness	CK901950000	5480	1	

β Chapter ID [9032]

** Note: For communication version of AuXC controller refer page no-6



CZ Bypass Switches

125A to 630A

Bypass Switches are meant for special application and help to maintain continuity of power supply to the load by simply 'bypassing' UPS or Servo stabilizer. Removal of the UPS or Servo, for maintenance or repair is safe, as it is isolated from both input and output sides in the 'bypass' mode.



Time-Saving Convenient solution

No hassle of operating multiple devices for safe and positive isolation on both sides of Servo/UPS



Phase Barriers

Easy to fit and long phase barriers for complete isolation between phases



Suitable for Aluminum Termination

Entire range is suitable for Aluminum cable/link termination as per the size prescribed by the standards



Safety interlock and padlocking

Door interlock is provided in ON position with defeat feature Also, Bypass Switch can be padlocked in OFF position; upto 3 padlocks can be fitted



Mounting flexibility

Suitable for mounting in horizontal as well as vertical orientation. Also, the shaft is 'cut-able' and can be adjusted to suit different panel depth requirements.



Finger proof protection (IP30)

Terminal Shrouds provide protection against accidental contact with live terminals. As it is swivellable, there is no need to remove during termination/inspection

4P, Open Execution with extended handle

Frame	Rating 440Vac, AC 23A	Cat No.	M.R.P. (₹) Per Unit	Std. Pkg. (Nos.)
CZ1	125A	CK908130000	23580	1
CZ1	160A	CK908140000	26610	1
CZ1	200A	CK908150000	28130	1
CZ1	250A	CK908160000	40050	1
CZ1	315A	CK908170000	45680	1
CZ2	315A	CK908750000	50480	1
CZ2	400A	CK908760000	61590	1
CZ2	630A	CK908770000	73400	1

Accessories for CZ Bypass switch

Frame	Description	Cat No.	M.R.P. (₹) Per Unit	Std. Pkg. (Nos.)
CZ1/ CZ2	Auxiliary Contact Kit* (1 C/O contact)	CK908050000	700	1

Chapter ID [8538]

* Upto 2 C/O contacts can be installed for status /indication

Customer Interaction Center (CIC)

Phone no: 022-6932 7800

Web: www.LK-EA.com | e-mail: CIC@LK-EA.com



Multiple Applications, One Solution

CZ Switch Disconnectors



- › Compact 2P, 3P & 4P configurations
- › 1250Vac Insulation Voltage
- › AC-23A @ 690Vac without derating
- › Suitable for 50°C ambient temperature
- › Direct termination without the need of any extended links
- › Extra assurance with visible contact system
- › High electrical and mechanical life (double than requirement in IS/IEC standards)
- › Terminal shrouds and phase barriers are provided as standard offering along with the product
- › Higher ground clearance ensure safety at all times

Versions: Upto 690V

4P AC Switch Disconnector					
Frame	Rating Upto 690V, AC 23A	Handle Type	CAT No.	M.R.P. (₹) Per Unit	Std. Pkg. (Nos.)
CZ1	125A	Extended	CK907690000	9430	1
CZ1	160A	Extended	CK907700000	12500	1
CZ1	200A	Extended	CK907710000	14500	1
CZ1	250A	Extended	CK907720000	16300	1
CZ1	315A	Extended	CK907730000	18500	1
CZ2	315A	Extended	CK908570000	19200	1
CZ2	400A	Extended	CK908580000	24100	1
CZ2	630A	Extended	CK908590000	32300	1
CZ1	125A	Direct	CK907990000	9130	1
CZ1	160A	Direct	CK908000000	11900	1
CZ1	200A	Direct	CK908010000	13800	1
CZ1	250A	Direct	CK908020000	15500	1
CZ1	315A	Direct	CK908030000	16400	1
CZ2	315A	Direct	CK908720000	18200	1
CZ2	400A	Direct	CK908730000	23300	1
CZ2	630A	Direct	CK908740000	29300	1

Chapter ID [8536]

4P AC Switch Disconnector in SS enclosure (with extended handle)				
Frame	Rating Upto 690V, AC 23A	CAT No.	M.R.P. (₹) Per Unit	Std. Pkg. (Nos.)
CZ1	125A	CK908190000	19400	1
CZ1	160A	CK908200000	22500	1
CZ1	200A	CK908210000	25300	1
CZ1	250A	CK908220000	29000	1
CZ1	315A	CK908230000	30700	1
CZ2	315A	CK908780000	36600	1
CZ2	400A	CK908790000	42400	1
CZ2	630A	CK908800000	49600	1

Chapter ID [8536]

Accessories for CZ Switch Disconnector

Frame	Description	CAT No.	M.R.P. (₹) Per Unit	Std. Pkg. (Nos.)
CZ1/CZ2	Auxiliary Contact Kit (1 C/O contact)	CK908050000	700	1
CZ1	Extended Handle	CK907400000	1460	1
CZ2	Extended Handle	CK908420000	1680	1

Chapter ID [8538]

Notes:

- › 2P and 3P versions are also available. Please contact our nearest branch office for further details
- › Please refer next page for details on offerings for Solar applications

Customer Interaction Center (CIC)

Phone no: 022-6932 7800


Web: www.LK-EA.com | e-mail: CIC@LK-EA.com



CZ Switch Disconnectors - For Solar/PV Application


- › Designed for tough conditions at **solar sites**
- › Separate versions for **800Vac** string inverter systems and upto **1500Vdc** for central inverter systems
- › Suitable for Aluminum termination of double the size recommended by IEC standards
- › **1250Vac** Rated Insulation Voltage
- › **Direct termination** without the need of any extended links
- › Terminal shrouds and phase barriers are provided as standard offering along with the product

Versions: 800Vac | 1000Vdc | 1500Vdc



AC SD

- › Operational Voltage upto 800Vac



DC SD

- › Operational Voltage 1000Vdc & 1500Vdc

DC Switch Disconnectors

Frame	Rating	Voltage	No. of Poles	Description	Cat. No.	M.R.P. (₹) Per Unit
CZ1	125A	1000Vdc	2	Direct Handle, Side operated	CK907930000	*
CZ1	160A	1000Vdc	2	Direct Handle, Side operated	CK907940000	*
CZ1	200A	1000Vdc	2	Direct Handle, Side operated	CK907950000	*
CZ1	250A	1000Vdc	2	Direct Handle, Side operated	CK907960000	*
CZ1	315A	1000Vdc	2	Direct Handle, Side operated	CK907970000	*
CZ2	315A	1000Vdc	2	Direct Handle, Side operated	CK908690000	*
CZ2	400A	1000Vdc	2	Direct Handle, Side operated	CK908700000	*
CZ2	630A	1000Vdc	2	Direct Handle, Side operated	CK908710000	*
CZ0	16A	1500 Vdc	4	Direct Handle, Center operated	CK913140000	*
CZ0	25A	1500 Vdc	4	Direct Handle, Center operated	CK913150000	*
CZ0	32A	1500 Vdc	4	Direct Handle, Center operated	CK913160000	*
CZ0	40A	1500 Vdc	4	Direct Handle, Center operated	CK913170000	*
CZ1	125A	1500Vdc	2	Direct Handle, Side operated	CK907870000	*
CZ1	160A	1500Vdc	2	Direct Handle, Side operated	CK907880000	*
CZ1	200A	1500Vdc	2	Direct Handle, Side operated	CK907890000	*
CZ1	250A	1500Vdc	2	Direct Handle, Side operated	CK907900000	*
CZ1	315A	1500Vdc	2	Direct Handle, Side operated	CK907910000	*
CZ2	315A	1500Vdc	3	Direct Handle, Side operated	CK908660000	*
CZ2	400A	1500Vdc	3	Direct Handle, Side operated	CK908670000	*
CZ2	630A	1500Vdc	3	Direct Handle, Side operated	CK908680000	*

Chapter ID [8536]

*Available on Request

Customer Interaction Center (CIC)

Phone no: 022-6932 7800

Web: www.LK-EA.com | e-mail: CIC@LK-EA.com

800Vac, 3P Switch Disconnectors

Frame	Rating	Handle Type	Cat. No.	M.R.P. (₹) Per Unit
CZ1	125A	Direct	CK907570000	*
CZ1	160A	Direct	CK907580000	*
CZ1	200A	Direct	CK907590000	*
CZ1	250A	Direct	CK907600000	*
CZ1	315A	Direct	CK907610000	*
CZ2	315A	Direct	CK908510000	*
CZ2	400A	Direct	CK908520000	*
CZ2	630A	Direct	CK908530000	*
CZ1	125A	Extended	CK907630000	*
CZ1	160A	Extended	CK907640000	*
CZ1	200A	Extended	CK907650000	*
CZ1	250A	Extended	CK907660000	*
CZ1	315A	Extended	CK907670000	*
CZ2	315A	Extended	CK908540000	*
CZ2	400A	Extended	CK908550000	*
CZ2	630A	Extended	CK908560000	*

Chapter ID [8536]

DC Switch Disconnectors

Frame	Rating	Voltage	No. of Poles	Description	Cat. No.	M.R.P. (₹) Per Unit
CZ2	315A	1500Vdc	2	Direct Handle, Side operated	CK911570000	*
CZ2	400A	1500Vdc	2	Direct Handle, Side operated	CK911580000	*
CZ2	500A	1500Vdc	2	Direct Handle, Side operated	CK911590000	*
CZ2	630A	1500Vdc	2	Direct Handle, Side operated	CK911600000	*
CZ2	315A	1500Vdc	2	Direct Handle, Center operated	CK911610000	*
CZ2	400A	1500Vdc	2	Direct Handle, Center operated	CK911620000	*
CZ2	500A	1500Vdc	2	Direct Handle, Center operated	CK911630000	*
CZ2	630A	1500Vdc	2	Direct Handle, Center operated	CK911640000	*
CZ2	315A	1500Vdc	2	Extended Handle, Side operated	CK911650000	*
CZ2	400A	1500Vdc	2	Extended Handle, Side operated	CK911660000	*
CZ2	500A	1500Vdc	2	Extended Handle, Side operated	CK911670000	*
CZ2	630A	1500Vdc	2	Extended Handle, Side operated	CK911680000	*
CZ2	315A	1500Vdc	2	Extended Handle, Center operated	CK911690000	*
CZ2	400A	1500Vdc	2	Extended Handle, Center operated	CK911700000	*
CZ2	500A	1500Vdc	2	Extended Handle, Center operated	CK911710000	*
CZ2	630A	1500Vdc	2	Extended Handle, Center operated	CK911720000	*
CZ2	315A	1500Vdc	4	Direct Handle, Center operated	CK911770000	*
CZ2	400A	1500Vdc	4	Direct Handle, Center operated	CK911780000	*
CZ2	500A	1500Vdc	4	Direct Handle, Center operated	CK911790000	*
CZ2	630A	1500Vdc	4	Direct Handle, Center operated	CK911800000	*
CZ2	315A	1500Vdc	4	Extended Handle, Center operated	CK911850000	*
CZ2	400A	1500Vdc	4	Extended Handle, Center operated	CK911860000	*
CZ2	500A	1500Vdc	4	Extended Handle, Center operated	CK911870000	*
CZ2	630A	1500Vdc	4	Extended Handle, Center operated	CK911880000	*

Chapter ID [8536]

*Available on Request



Switch-Disconnecter Units [8536]

Type FN & C-Line Switch Disconnecter (2P/TPN/4P)



FN 2P S-D



FN TPN S-D

Features offered by S-D

- > Range 32A to 2000A, 415V, AC 23A
- > Conforms to IEC 60947-3, IS/IEC 60947-3
- > Door interlock & padlock facility

- > Telescopic shaft for depth adjustment
- > Flip-able handle 1000A and above

Size	Rated Current (A)	Open Execution 2P S-D			Std. Pkg. (Nos.)	Open Execution TPN S-D*			Std. Pkg. (Nos.)
		Type	Cat. No.	M.R.P. (₹) Per Unit		Type	Cat. No.	M.R.P. (₹) Per Unit	
Fr 1	32	FN 32 2P	SK904180000	2900	1	FN 32 TPN / 4P	SK955410000	3520	1
	63	FN 63 2P	SK904190000	3330	1	FN 63 TPN / 4P	SK955400000	4130	1
Fr 2	100	FN 100 2P	SK904200000	5990	1	FN 100 TPN	SK955710000	7450	1
	125	FN 125 2P	SK904210000	7500	1	FN 125 TPN	SK954050000	9390	1
Fr 3	200	FN 200 2P	SK904500000	12300	1	FN 200 TPN	SK956070000	14600	1
	250	FN 250 2P	SK904540000	13700	1	FN 250 TPN	SK956830000	16700	1
Fr 4	315	FN 315 2P	SK904650000	18600	1	FN 315 TPN	SK956090000	20300	1
	400	FN 400 2P	SK904660000	19600	1	FN 400 TPN	SK956100000	23500	1
Fr 5	630	FN 630 2P	SK904670000	31400	1	FN 630 TPN	SK956110000	36900	1
	800	FN 800 2P	SK904680000	33700	1	FN 800 TPN	SK955510000	39600	1
	1000	FN 1000 2P	SK904690000	43500	1	FN 1000 TPN	SK957100000	61000	1
Fr 6	1000	-	-	-	-	C-Line SD 1000 4P [§]	COS10000040	74300	1
	1250	-	-	-	-	C-Line SD 1250 4P [§]	COS12500040	92600	1
	1600	-	-	-	-	C-Line SD 1600 4P [§]	COS16000040	117800	1
	2000	-	-	-	-	C-Line SD 2000 4P [§]	COS20000040	154400	1

§ For C-Line SD 3P (1000A to 2000A), please contact nearest branch office

* For Switched Neutral Pole in FN TPN S-D, order Switched Neutral Kit separately.


Refer 'Spares & Accessories for type FN' table

* FN SDF and FN SD models are supplied without terminal shrouds

Spares & Accessories for type FN [8538]



Handle Assembly



Earthing Link



Switched Neutral Kit



Auxiliary Contact Kit



Castell Type Lock

Description	Type	Cat. No.	M.R.P. (₹) Per Unit	Std. Pkg. (Nos.)
Auxiliary Contact Kit (1NO + 1 NC)	FN 32 / 63	SK91302	800	1
	FN 100 / 125 / 160	SK91328	970	1
	FN 200 / 250	SK91329	1300	1
	FN 315 / 400 / 630	SK91330	1360	1
	FN 800/630 ⁽¹⁾	CK91034 [#]	1360	1
2 nd Aux. Contact (1NO + 1NC)	FN 32 / 63	SK90670	870	1
	FN 100 to FN 1000	SK90696	1000	1
Earthing Link	FN 32 to FN 1000 [@]	CK90396	800	1
Terminal Shroud Kit	FN 32 / 63	SK91190	280	1
	FN 100 / 125 / 160	SK91137	340	1
	FN 200 / 250	SK91335	980	1
	FN 315 / 400	SK91346	1000	1
	FN 630 / 800	SK91347 [#]	1060	1
Handle Assembly - A	FN 32 / 63	SK91257	760	1
	FN 100 to FN 250	SK91258	1620	1
	FN 315 / 400 / 630 / 800	SK91259 [#]	1790	1
Handle Assembly - B	FN 32 / 63	SK91277	760	1
	FN 100 to FN 250	SK91278	1620	1
	FN 315 / 400 / 630 / 800	SK91279 [#]	1790	1

Description	Type	Cat. No.	M.R.P. (₹) Per Unit	Std. Pkg. (Nos.)
Handle Assembly - CE	FN 32 / 63	SK91337	450	1
Interphase Barrier Kit	FN 200	SK91343	690	1
	FN 315 / 400	SK91344	720	1
	FN 630 / 800	SK91345 [#]	740	1
Castell Type Lock [§]	FN 100 / 125 / 160 / 200 / 250	A	SK00333	3820
		B	SK00334	3820
		C	SK00335	3820
		D	SK00336	3820
	FN 315 / 400 / 630 / 800	A	SK00345 [#]	3820
		B	SK00346 [#]	3820
		C	SK00347 [#]	3820
		D	SK00348 [#]	3820
Switched Neutral Kit	FN 100 / 125 / 160	SK95233	7340	
	FN 200 / 250	SK95516	7820	1
	FN 315 / 400	SK95517	8450	
	FN 630 / 800	SK95546 [#]	11700	

[@]For terminating earth busbar upto 25mm width. Order Qty 1 for 10 earthing links

⁽¹⁾FN 630 units manufactured from Dec-2025: Use Auxiliary Contact CK91034.

FN 630 units manufactured before Dec-2025: Use Auxiliary Contact SK91330.

Fuse pulling handle [8538]



For Type HN fuse-link



For Type HF fuse-link

Description	Cat. No.	M.R.P. (₹) Per Unit	Std. Pkg. (Nos.)
Fuse pulling handle for HF Fuse-link from 2A-63A	SK91185	320	1
Insulated fuse pulling handle for Type HN fuse-link from 63A-800A	SF90126	1110	1

Spares & Accessories for type COS Switch-Disconnecter [8538]

Type	Cat. No.	M.R.P. (₹) Per Unit	Std. Pkg. (Nos.)
Auxiliary Contact Kit (1 sets of C/O contact)	CXS6002	1340	1
Operating Handle	CXS6001	2880	1
Castell Type Lock [§]	CX60004	3820	1

§ Chapter ID [8301]

Also suitable for Switch-Disconnecter FN 1000

Notes: 1) Add suffix "0000" to all cat nos. of Spares and Accessories.

Type TPN S-D-F suitable for DIN fuse-link (TPN & FP) in open execution

Features offered by FN S-D-F


- › Range 32A to 800A, 415V, AC 23A
- › Conforms to IEC 60947-3, IS/IEC 60947-3
- › **Phase Barriers included**
- › **Telescopic shaft for depth adjustment**
- › **TPN SDF has isolable neutral**
- › **4P SDF has Switched Neutral Pole and is 100% rated**
- › Door interlock & padlock facility



FN - TPN S-D-F
(Open Execution)



FN - 4P S-D-F
(Open Execution)




Size	Rated Current (A)	Suitable HRC fuse-link		Open Execution Type FN (TPN) S-D-F suitable for DIN fuse-link			Std. Pkg. (Nos.)	Open Execution Type FN S-D-F suitable for DIN fuse-link (4P)			Std. Pkg. (Nos.)
		Type	Range (A)	Type	Cat. No.	M.R.P. (₹) Per Unit		Type	Cat. No.	M.R.P. (₹) Per Unit	
Fr 1	32	HF Size 14x51	2 to 32	FN 32 TPN / FP	SK95518	3400	1	FN 32 TPN/FP	SK95518	3400	1
	32	HF Size 14x51	2 to 32	FN 32 TPN / FP CE*	SK95703*	2950	1	FN 32 TPN/FP CE*	SK95703*	2950	1
	63	HF Size 14x51	2 to 63	FN 63 TPN / FP	SK95421	4480	1	FN 63 TPN/FP	SK95421	4480	1
	63	HF Size 14x51	2 to 63	FN 63 TPN / FP CE*	SK95704*	4000	1	FN 63 TPN/FP CE*	SK95704*	4000	1
Fr 2	100	HN Size 000	63 to 100	FN 100C TPN	CK91079	7100	1	-	-	-	-
	100	HN Size 000/00	63 to 100	FN 100 TPN	SK95568	8350	1	FN 100 FP	SK90496	10200	1
	125	HN Size 000/00	63 to 125	FN 125 TPN	SK95001	10800	1	FN 125 FP	SK90497	12700	1
	160	HN Size 000/00	63 to 160	FN 160 TPN	SK95713	11600	1	FN 160 FP	SK90498	14300	1
Fr 3	200	HN Size 0	80 to 200	FN 200 TPN	SK95418	15700	1	FN 200 FP	SK90471	20400	1
	250	HN Size 1	125 to 250	FN 250 TPN	SK95642	18300	1	FN 250 FP	SK90472	23100	1
Fr 4	315	HN Size 1	125 to 315	FN 315 TPN	SK95461	21900	1	FN 315 FP	SK90473	28000	1
	400	HN Size 2	200 to 400	FN 400 TPN	SK95481	26700	1	FN 400 FP	SK90480	31800	1
Fr 5	630	HN Size 3	315 to 630	FN 630 TPN	SK95521	47700	1	FN 630 FP	SK90481	53500	1
	800	HN Size 3	315 to 800	FN 800 TPN	SK95679	51300	1	FN 800 FP	SK90482	60800	1

- * 'CE' handle has door interlock facility without defeat feature
- * FN SDF and FN SD models are supplied without terminal shrouds

FN- TPN S-D-F in SS Enclosure

Features offered by FN S-D-F in SS Enclosure:

- › Range 32A to 800A, 415V, AC 23A
- › Spacious Sheet Steel Enclosure
- › **Separate cable gland box not required**
- › **Phase Barriers included**
- › Conforms to IEC 60947-3, IS/IEC 60947-3
- › Suitable for Cylindrical/DIN fuse-link
- › Door interlock & padlock facility



Size	Rated Current (A)	Suitable HRC fuse-link		In Sheet Steel Enclosure Type FN (TPN) S-D-F suitable for DIN fuse-link			Std. Pkg. (Nos.)
		Type	Range (A)	Type	Cat. No.	M.R.P. (₹) Per Unit	
Fr 1	32	HF Size 14x51	2 to 32	FN 32 TPN / FP CE*	SK90483*	8230	1
	63	HF Size 14x51	2 to 63	FN 63 TPN / FP CE*	SK90484*	9840	1
Fr 2	100	HN Size 000/00	63 to 100	FN 100 TPN	SK90485	15900	1
	125	HN Size 000/00	63 to 125	FN 125 TPN	SK90486	18000	1
	160	HN Size 000/00	63 to 160	FN 160 TPN	SK90487	18900	1
Fr 3	200	HN Size 0	80 to 200	FN 200 TPN	SK90488	27200	1
	250	HN Size 1	125 to 250	FN 250 TPN	SK90489	30000	1
Fr 4	315	HN Size 1	125 to 315	FN 315 TPN	SK90490	34800	1
	400	HN Size 2	200 to 400	FN 400 TPN	SK90491	39100	1
Fr 5	630	HN Size 3	315 to 630	FN 630 TPN	SK90492	61100	1
	800	HN Size 3	315 to 800	FN 800 TPN	SK90493	64900	1

- * 'CE' handle has door interlock facility without defeat feature

Notes:

- 1) Type FN S-D-F range (Bolted fuse-link) suitable for harsh environment is also available. Please contact nearest branch office for further details
- 2) For 690V AC application, please contact nearest branch office
- 3) The prices for S-D-F range are without HRC fuses
- 4) The SDF units in SS enclosure version can be replaced with FN TPN SDF open execution units. Please refer point 5 for replacement of 250A unit
- 5) For replacement of FN 250 SDF unit in sheet steel enclosure version (Cat. No. SK904890000 & SK956810000), order Cat. No. ST978950000
- 6) Please refer Page 36 for Switch-Disconnectors
- 7) Add suffix "0000" to all cat nos.
- 8) FN SDF and FN SD models are supplied without terminal shrouds



Features offered by HRC fuse link

- › Conforms to IEC 60269-2, IS 13703 part 2
- › Range: 2A to 800A, 415V, AC 50Hz
- › Type: Cylindrical (2A to 63A), DIN (63A to 800A) & Bolted (2A to 630A)
- › High breaking capacity: 100kA for type HN and 80kA for type HF/HG/HQ

Cylindrical fuse links Type HF



Size	Rated Current (A)	Description	Cat. No.	M.R.P. (₹) Per Unit	Std. Pkg. (Nos.)
14 X 51	2	Suitable for Type FN 32 / 63 / FNX 32 / 63 S-D-F & for HCO 32 Fuse base	SF90144	220	30
	4		SF90145	220	30
	6		SF90146	220	30
	8		SF90147	220	30
	10		SF90148	220	30
	16		SF90150	220	30
	20		SF90151	220	30
	25		SF90152	220	30
	32		SF90142	220	30
	40		SF90143	230	30
	50		SF90158	510	30
	63		SF90159	550	30

DIN Type Fuse Links Type HN



Size	Rated Current (A)	Description	Cat. No.	M.R.P. (₹) Per Unit	Std. Pkg. (Nos.)
000	63	Suitable for Type FN 100/125/160 / FNX 100/125/160 S-D-F & for HB 160 Fuse base	SF94940	620	3
	80		SF94941	650	3
	100		SF94942	660	3
	125		SF94946	770	3
00	63	Suitable for Type FN 100/125/160 / FNX 125/160 S-D-F & for HB 160 Fuse base	SF94027	840	3
	80		SF94028	840	3
	100		SF94029	840	3
	125		SF94030	810	3
	160		SF94939	820	3
0	80	Suitable for Type FN 200 / FNX 200 S-D-F & for HB 250 Fuse base	SF94128	1070	3
	100		SF94129	1070	3
	125		SF94130	1070	3
	160		SF94131	1080	3
	200		SF94132	1120	3
1	125	Suitable for Type FN 250/315 / FNX 250/315 S-D-F & for HB 250 Fuse base	SF94230	1050	3
	160		SF94231	1120	3
	200		SF94232	1120	3
	250		SF94233	1260	3
2	315	Suitable for Type FN 250/315 / FNX 250/315 S-D-F & for HB 250 Fuse base	SF94234	1600	3
	200		SF94332	1590	3
	250		SF94333	1630	3
	315		SF94334	1680	3
3	400	Suitable for Type FN 400 / FNX 400 S-D-F & for HB 800 Fuse base	SF94335	1700	3
	315		SF94434	2360	1
	400		SF94435	2500	1
	500		SF94436	2570	1
3	630	Suitable for Type FN 630/800 / FNX 630/800 S-D-F & for HB 800 Fuse base	SF94437	2710	1
	800		SF94938	3350	1

Fuse holders & Fuse bases suitable for Cylindrical / DIN fuse-links




Rated Current (A)	Type	Description	Suitable fuse-link		Cat. No.	M.R.P. (₹) Per Unit	Std. Pkg. (Nos.)
			Type	Range (A)			
32	HCO 32	Fuse holder	HF	2-32	SK91314	420	10
63	HC 63	Fuse holder	HF	2-63	SK91043	480	10
160	HB 160	Fuse base	HN-Size 000 & 00	63-160	SK90405	620	12
250	HB 250	Fuse base	HN-Size 0 & 1	80-250	SK90406	1360	3
400	HB 400	Fuse base	HN-Size 2	200-400	SK90717	1820	3
800	HB 800	Fuse base	HN-Size 3	315-800	SK91051	2650	3

Notes : 1) Add suffix "0000" to all cat nos.

Type FN S-D-F suitable for DIN fuse-link (2P) in open execution

Features offered by FN S-D-F

- › Range 32A to 630A, 415V, AC 23A
- › Conforms to IEC 60947-3, IS/IEC 60947-3
- › **Phase Barriers included**
- › **Telescopic shaft for depth adjustment**
- › Door interlock & padlock facility



FN 2P S-D-F

Size	Rated Current (A)	Suitable fuse-link type	Type FN (2P) S-D-F suitable for DIN fuse-link			Std. Pkg (Nos.)
			Open Execution			
			Type	Cat. No.	M.R.P. (₹) Per Unit	
Fr 1	32	HF Size 14x51	FN 32 2P	SK95594	2920	1
	63	HF Size 14x51	FN 63 2P	SK95595	3890	1
Fr 2	100	HN Size 000/00	FN 100 2P	ST35086	7360	1
	125	HN Size 000/00	FN 125 2P	ST35087	9920	1
	160	HN Size 000/00	FN 160 2P	ST35088	10400	1
Fr 3	200	HN Size 0	FN 200 2P	ST35089	13500	1
	250	HN Size 1	FN 250 2P	ST31674	15600	1
Fr 4	315	HN Size 1	FN 315 2P	ST38930	19400	1
	400	HN Size 2	FN 400 2P	ST31676	21800	1
Fr 5	630	HN Size 3	FN 630 2P	ST35090	37600	1

* Add suffix "0000" to all cat nos.

* FN SDF and FN SD models are supplied without terminal shrouds

Type FN S-D-F suitable for BS fuse-link (TPN) in open execution

For BOLTED fuse-link

Features offered by FN S-D-F

- › Range 32A to 630A, 415V, AC 23A
- › Conforms to IEC 60947-3, IS/IEC 60947-3
- › **Phase Barriers included**
- › **Telescopic shaft for depth adjustment**
- › Door interlock & padlock facility




FN - TPN S-D-F

Size	Rated Current (A)	Suitable fuse-link type	Type FN (TPN) S-D-F suitable for BOLTED fuse-link			Std. Pkg (Nos.)
			Open Execution			
			Type	Cat. No.	M.R.P. (₹) Per Unit	
Fr 1	32	A1L	FN 32 2P	SK95653	3280	1
	63	A1L	FN 63 2P	SK95651	4360	1
Fr 2	100	A4	FN 100 2P	SK95570	8570	1
	125	A4	FN 125 2P	SK95009	10800	1
	160	A4	FN 160 2P	SK95714	11700	1
Fr 3	200	B1 / B2	FN 200 2P	SK95588	15900	1
	250	B2 / B3	FN 250 2P	SK95682	18700	1
Fr 4	315	B3	FN 315 2P	SK95590	22400	1
	400	B4	FN 400 2P	SK95591	27600	1
Fr 5	630	C2	FN 630 2P	SK95592	47500	1



Bolted fuse links: Type HG and HQ



Type	Fixing Method	Size	Rating (A)	Description	Cat. No.	M.R.P. (₹) Per Unit	Std. Pkg. (Nos.)
HG	Offset, staggered	F1	2	Suitable for type HD 20H/20P/20B, HD 32H/32P/32B fuse base	ST30725	90	24
			4		ST30726	90	24
			6		ST30727	90	24
			10		ST30728	90	24
			16		ST30729	100	24
			20		ST30730	100	24
			25		ST30731	100	24
32	ST30732	100	24				
HQ	Offset	A1L	20	Suitable for type FN 32/63 S-D-F	ST34527	180	15
			25		ST34528	180	15
			32		ST34529	180	15
			50		ST35827	220	15
			63		ST35828	220	15
		A2	4	Suitable for type HK 32H/32B fuse base	ST30747	150	12
	6		ST30748		150	12	
	10		ST30749		150	12	
	16		ST30750		150	12	
	20		ST30751		150	12	
	25		ST30752		150	12	
	A3	35	Suitable for type HK 63B/63H Fuse base	ST30759	230	12	
		50		ST30760	250	12	
		63		ST30761	260	12	
	A4	80	Suitable for type FN 100/125/160 S-D-F & for HK 125H/125B Fuse base	ST30767	500	12	
		100		ST30768	500	12	
		125		ST30769	560	12	
		160		ST35829	640	12	
	Centre Tag, 2 holes	B1	80	Suitable for type FN 200 S-D-F	ST30774	560	12
			100		ST30775	560	12
			125		ST30776	660	12
B2		125	Suitable for type FN 200/250 S-D-F	ST30777	680	3	
		160		ST30778	700	3	
		200		ST30779	760	3	
B3		250	Suitable for type FN 250/315 S-D-F	ST30781	1110	3	
		315		ST30782	1170	3	
B4		355	Suitable for type FN 400 S-D-F	ST30783	1640	3	
		400		ST30784	1690	3	
Centre Tag, 4 holes	C2	400	Suitable for type FN 630 S-D-F	ST30785	3190	1	
		500		ST30786	3370	1	
		630		ST30787	3850	1	

Fuse holders suitable for Bolted fuse-links



Rated Current (A)	Type	Connection Method	Fuse Type	Suitable Fuse Range (A)	Cat. No.	M.R.P. (₹) Per Unit	Std. Pkg. (Nos.)
20	HD 20H	Both side cable (Front)	F1	2-20	ST30772	340	12
	HD 20P	Both side busbar (Back)	F1	2-20	ST30773	350	12
	HD 20B	Top busbar & bottom cable	F1	2-20	ST30766	350	12
32	HD 32H	Both side cable (Front)	F1	2-32	ST30733	360	12
	HD 32P	Both side busbar (Back)	F1	2-32	ST30734	360	12
	HD 32B	Top busbar & bottom cable	F1	2-32	ST30735	370	12
	HK 32H	Both side cable (Front)	A2	4-32	ST30754	450	12
	HK 32B	Top busbar & bottom cable	A2	4-32	ST30755	450	12
63	HK 63H	Both side cable (Front)	A3	35-63	ST30762	640	6
	HK 63B	Top busbar & bottom cable	A3	35-63	ST30763	640	6
125	HK 125H	Both side cable (Front)	A4	80-125	ST30770	1770	3
	HK 125B	Top busbar & bottom cable	A4	80-125	ST30771	1770	3

Notes: 1) Add suffix "0000" to all cat nos.



FEATURES TO MEET EVERY APPLICATION

Contact System

- › Double Break with low let-through energy
- › High Breaking Capacity up to 200kA @ 415V AC
- › 100kA @ 690V AC at 100% Ics
- › 50kA @ 800V AC offering for Solar PV String inverters
- › 1000V/1500V PV DC Offering

Thermal - Magnetic Release

- › Extended Overload Setting of 67%
- › 16A to 800A Offering
- › Ambient Temperature Compensation
- › Suitable for wide temperature range

Mechanism

- › Class II Front Facia
- › Double Insulation
- › Positive Isolation
- › High Electrical and Mechanical Life

Microprocessor Release

- › Extended Overload Setting of 25%
- › Individual Fault Indication LEDs
- › Battery Operated In-built Display
- › Advanced Metering and Protection
- › Motor Protection Variant with effective Type 2 Coordination

Modular Architecture

- › Compact Size
- › Late Personalization
- › Interchangeability of Releases
- › Reduced Inventory for internal accessories

Modules

- › Temperature Monitoring & Protection
- › Zone Selective Interlocking for effective Selectivity
- › Communication Module for metering & control
- › Remote Operation for Motorized MCCB
- › Breaker Status, Alarm & Trip with Records

FUTURE READY FOR COMPLIANCE AND NEW APPLICATIONS

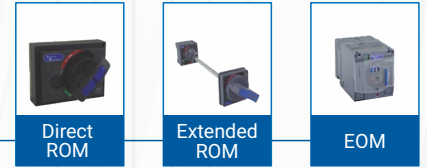


RESILIENT FOR BETTER SAFETY AND MAINTENANCE


Inventory & Application friendly Internal Accessories



Robust Rotary & Electrically Operated Mechanisms




Reduced Downtime with Plug-in & Drawout Modules



Shrouds for increased personnel safety



Multiple options for Mechanical Interlocking



Versatile Range of Terminations



CONNECTED TO DRIVE ENERGY EFFICIENCY



Data Analytics

Trend Analysis

Real Time Monitoring

Status & Control

Metering & Protection

Data Acquisition



d sine DZ With Thermal - Magnetic Release

Rating (A) Icu=Ics (kA)*	16	20	25	32	40	50	63	80	100	125	160	200	250	320	400	500	630	800		
25/36	DZ0																			
36/50	DZ1																			
36/50/80/120	DZ2																			
36/50/80/120/200												DZ4								
36/50/80/120/200													DZ6		DZ7					



dsine-DZ0 TM

- › Conforms to IS/IEC 60947-2
- › 16A to 125A, 3P & 4P
- › 25kA & 36kA breaking capacities
- › Ics= 100% of Icu*
- › Adjustable overload settings: 0.8 - 1.0 x In
- › Fixed short-circuit settings: 10 x In
- › Compact size
- › Manual and Rotary versions available
- › Wide range of accessories

Type	Overload Release Range (A)	Breaking Capacity Icu at 415V AC, 50Hz. (kA)	3 Pole		4 Pole		Std. Pkg. (Nos.)
			Cat No	M.R.P. (₹) Per Unit	Cat No	M.R.P. (₹) Per Unit	
DZ0-125D*	13-16	36kA	DZ0T0016D5C1A0000	11300	DZ0F0016D5C1A0000	15800	1
	16-20		DZ0T0020D5C1A0000	11300	DZ0F0020D5C1A0000	15800	1
	20-25		DZ0T0025D5C1A0000	11300	DZ0F0025D5C1A0000	15800	1
	26-32		DZ0T0032D5C1A0000	11300	DZ0F0032D5C1A0000	15800	1
	32-40		DZ0T0040D5C1A0000	11300	DZ0F0040D5C1A0000	15800	1
	40-50		DZ0T0050D5C1A0000	11300	DZ0F0050D5C1A0000	15800	1
	50-63		DZ0T0063D5C1A0000	11000	DZ0F0063D5C1A0000	15300	1
	64-80		DZ0T0080D5C1A0000	11000	DZ0F0080D5C1A0000	15300	1
	80-100		DZ0T0100D5C1A0000	11000	DZ0F0100D5C1A0000	15300	1
	100-125		DZ0T0125D5C1A0000▲	14300	DZ0F0125D5C1A0000▲	19100	1
DZ0-125C	13-16	25kA	DZ0T0016CXC1A0000	11700	DZ0F0016CXC1A0000	16400	1
	16-20		DZ0T0020CXC1A0000	11700	DZ0F0020CXC1A0000	16400	1
	20-25		DZ0T0025CXC1A0000	11700	DZ0F0025CXC1A0000	16400	1
	26-32		DZ0T0032CXC1A0000	11700	DZ0F0032CXC1A0000	16400	1
	32-40		DZ0T0040CXC1A0000	11700	DZ0F0040CXC1A0000	16400	1
	40-50		DZ0T0050CXC1A0000	11700	DZ0F0050CXC1A0000	16400	1
	50-63		DZ0T0063CXC1A0000	11300	DZ0F0063CXC1A0000	15900	1
	64-80		DZ0T0080CXC1A0000	11300	DZ0F0080CXC1A0000	15900	1
	80-100		DZ0T0100CXC1A0000	11300	DZ0F0100CXC1A0000	15900	1
	100-125		DZ0T0125CXC1A0000▲	15700	DZ0F0125CXC1A0000▲	19800	1

▲- Spreader Terminals are included

Note:

Breaking Capacity: C = 25kA, D = 36kA

*DZ0-125D : Ics= 50% Icu

Phase barriers are supplied with all MCCBs



d sine DZ With Thermal - Magnetic Release



dsine-DZ1 TM

- › Conforms to IS/IEC 60947-2
- › 16A to 800A, 3P & 4P
- › 36kA, 50kA, 80kA, 120kA & 200kA breaking capacities
- › Ics= 100% of Icu
- › Adjustable overload settings: 0.67 - 1.0 x In
- › Adjustable short-circuit settings: 6 - 12 x In*
- › Transparent sealable release cover
- › Ambient Temperature Compensation
- › Compact size
- › Fixed, Plug-in, Drawout, Rotary and Motorised versions available
- › Wide range of accessories

Type	Overload Release Range (A)	Breaking Capacity Icu at 415V AC, 50Hz. (kA)	3 Pole		4 Pole		Std. Pkg. (Nos.)
			Cat No	M.R.P. (₹) Per Unit	Cat No	M.R.P. (₹) Per Unit	
DZ1-160D/ DZ1-200D	11-16	36kA	DZ1T0016DXC1A0000	18200	DZ1F0016DXC1A0000	22600	1
	14-20		DZ1T0020DXC1A0000	18200	DZ1F0020DXC1A0000	22600	1
	17-25		DZ1T0025DXC1A0000	18200	DZ1F0025DXC1A0000	22600	1
	22-32		DZ1T0032DXC1A0000	18200	DZ1F0032DXC1A0000	22600	1
	27-40		DZ1T0040DXC1A0000	18200	DZ1F0040DXC1A0000	22600	1
	34-50		DZ1T0050DXC1A0000	18200	DZ1F0050DXC1A0000	22600	1
	43-63		DZ1T0063DXD1A0000	17600	DZ1F0063DXD1A0000	21800	1
	54-80		DZ1T0080DXD1A0000	17600	DZ1F0080DXD1A0000	21800	1
	67-100		DZ1T0100DXD1A0000	17600	DZ1F0100DXD1A0000	21800	1
	84-125		DZ1T0125DXD1A0000	19800	DZ1F0125DXD1A0000	24400	1
108-160	DZ1T0160DXD1A0000	26000	DZ1F0160DXD1A0000	30900	1		
134-200	DZ1T0200DXD1A0000▲	43600	DZ1F0200DXD1A0000▲	52400	1		
DZ2-160D	11-16	36kA	DZ2T0016DXC1A0000	20500	DZ2F0016DXC1A0000	25600	1
	14-20		DZ2T0020DXC1A0000	20500	DZ2F0020DXC1A0000	25600	1
	17-25		DZ2T0025DXC1A0000	20500	DZ2F0025DXC1A0000	25600	1
	22-32		DZ2T0032DXC1A0000	20500	DZ2F0032DXC1A0000	25600	1
	27-40		DZ2T0040DXC1A0000	20500	DZ2F0040DXC1A0000	25600	1
	34-50		DZ2T0050DXC1A0000	20500	DZ2F0050DXC1A0000	25600	1
	43-63		DZ2T0063DXD1A0000	19800	DZ2F0063DXD1A0000	24800	1
	54-80		DZ2T0080DXD1A0000	19800	DZ2F0080DXD1A0000	24800	1
	67-100		DZ2T0100DXD1A0000	19800	DZ2F0100DXD1A0000	24800	1
	84-125		DZ2T0125DXD1A0000	22300	DZ2F0125DXD1A0000	27600	1
108-160	DZ2T0160DXD1A0000	29200	DZ2F0160DXD1A0000	34800	1		
DZ4-250D	108-160	36kA	DZ4T0160DXD1A0000	37600	DZ4F0160DXD1A0000	46300	1
	134-200		DZ4T0200DXD1A0000	43100	DZ4F0200DXD1A0000	51800	1
	168-250		DZ4T0250DXD1A0000	45400	DZ4F0250DXD1A0000	54600	1
DZ6-400D	134-200	36kA	DZ6T0200DXD1A0000	56000	DZ6F0200DXD1A0000	68400	1
	168-250		DZ6T0250DXD1A0000	60100	DZ6F0250DXD1A0000	73400	1
	215-320		DZ6T0320DXD1A0000	62200	DZ6F0320DXD1A0000	75800	1
	268-400		DZ6T0400DXD1A0000	62200	DZ6F0400DXD1A0000	75800	1
DZ7-800D	335-500	36kA	DZ7T0500DXD1A0000	69800	DZ7F0500DXD1A0000	88000	1
	422-630		DZ7T0630DXD1A0000	69800	DZ7F0630DXD1A0000	88000	1
	536-800		DZ7T0800DXD1A0000	97300	DZ7F0800DXD1A0000	123800	1

▲- Spreader Terminals are included

Note:

Breaking Capacity: D = 36kA, N = 50kA, H = 80kA

dsine DZ-120kA & 200kA @415V (Ics=100% Icu) MCCBs are available on request.

It is recommended to use spreader terminals for enhancing termination capacity

For Motor back-up protection, use 'M' series of MCCBs such as DZ0-N, DZ1-N, DZ4-N, DZ6-N, DZ7-N

* For DZ1 & DZ2 - 16A to 50A, Fixed Magnetic setting (375A)

For DZ7 630A / 800A, Magnetic setting from 6 In to 10 In / 6 In to 8 In respectively



Type	Overload Release Range (A)	Breaking Capacity Icu at 415V AC, 50Hz. (kA)	3 Pole		4 Pole		Std. Pkg. (Nos.)
			Cat No	M.R.P.(₹) Per Unit	Cat No	M.R.P.(₹) Per Unit	
DZ1-160N/ DZ1-200N	11-16	50kA	DZ1T0016NXC1A0000	24300	DZ1F0016NXC1A0000	29200	1
	14-20		DZ1T0020NXC1A0000	24300	DZ1F0020NXC1A0000	29200	1
	17-25		DZ1T0025NXC1A0000	24300	DZ1F0025NXC1A0000	29200	1
	22-32		DZ1T0032NXC1A0000	24300	DZ1F0032NXC1A0000	29200	1
	27-40		DZ1T0040NXC1A0000	24300	DZ1F0040NXC1A0000	29200	1
	34-50		DZ1T0050NXC1A0000	24300	DZ1F0050NXC1A0000	29200	1
	43-63		DZ1T0063NXD1A0000	23500	DZ1F0063NXD1A0000	28300	1
	54-80		DZ1T0080NXD1A0000	23500	DZ1F0080NXD1A0000	28300	1
	67-100		DZ1T0100NXD1A0000	23500	DZ1F0100NXD1A0000	28300	1
	84-125		DZ1T0125NXD1A0000	31000	DZ1F0125NXD1A0000	34300	1
	108-160		DZ1T0160NXD1A0000	33700	DZ1F0160NXD1A0000	40300	1
134-200	DZ1T0200NXD1A0000▲	48600	DZ1F0200NXD1A0000▲	61000	1		
DZ2-160N	11-16	50kA	DZ2T0016NXC1A0000	27500	DZ2F0016NXC1A0000	33000	1
	14-20		DZ2T0020NXC1A0000	27500	DZ2F0020NXC1A0000	33000	1
	17-25		DZ2T0025NXC1A0000	27500	DZ2F0025NXC1A0000	33000	1
	22-32		DZ2T0032NXC1A0000	27500	DZ2F0032NXC1A0000	33000	1
	27-40		DZ2T0040NXC1A0000	27500	DZ2F0040NXC1A0000	33000	1
	34-50		DZ2T0050NXC1A0000	27500	DZ2F0050NXC1A0000	33000	1
	43-63		DZ2T0063NXD1A0000	26600	DZ2F0063NXD1A0000	32000	1
	54-80		DZ2T0080NXD1A0000	26600	DZ2F0080NXD1A0000	32000	1
	67-100		DZ2T0100NXD1A0000	26600	DZ2F0100NXD1A0000	32000	1
	84-125		DZ2T0125NXD1A0000	35000	DZ2F0125NXD1A0000	38600	1
	108-160		DZ2T0160NXD1A0000	38000	DZ2F0160NXD1A0000	45400	1
DZ4-250N	108-160	50kA	DZ4T0160NXD1A0000	44000	DZ4F0160NXD1A0000	55600	1
	134-200		DZ4T0200NXD1A0000	48000	DZ4F0200NXD1A0000	60200	1
	168-250		DZ4T0250NXD1A0000	50600	DZ4F0250NXD1A0000	63500	1
DZ6-400N	134-200	50kA	DZ6T0200NXD1A0000	58600	DZ6F0200NXD1A0000	72400	1
	168-250		DZ6T0250NXD1A0000	61700	DZ6F0250NXD1A0000	76300	1
	215-320		DZ6T0320NXD1A0000	63700	DZ6F0320NXD1A0000	78700	1
	268-400		DZ6T0400NXD1A0000	63700	DZ6F0400NXD1A0000	78700	1
DZ7-800N	335-500	50kA	DZ7T0500NXD1A0000	77500	DZ7F0500NXD1A0000	100200	1
	422-630		DZ7T0630NXD1A0000	77500	DZ7F0630NXD1A0000	100200	1
	536-800		DZ7T0800NXD1A0000	104600	DZ7F0800NXD1A0000	133200	1
DZ2-160H	11-16	80kA	DZ2T0016HXC1A0000	35300	DZ2F0016HXC1A0000	39000	1
	14-20		DZ2T0020HXC1A0000	35300	DZ2F0020HXC1A0000	39000	1
	17-25		DZ2T0025HXC1A0000	35300	DZ2F0025HXC1A0000	39000	1
	22-32		DZ2T0032HXC1A0000	35300	DZ2F0032HXC1A0000	39000	1
	27-40		DZ2T0040HXC1A0000	35300	DZ2F0040HXC1A0000	39000	1
	34-50		DZ2T0050HXC1A0000	35300	DZ2F0050HXC1A0000	39000	1
	43-63		DZ2T0063HXD1A0000	34200	DZ2F0063HXD1A0000	37900	1
	54-80		DZ2T0080HXD1A0000	34200	DZ2F0080HXD1A0000	37900	1
	67-100		DZ2T0100HXD1A0000	34200	DZ2F0100HXD1A0000	37900	1
	84-125		DZ2T0125HXD1A0000	51000	DZ2F0125HXD1A0000	56400	1
	108-160		DZ2T0160HXD1A0000	54400	DZ2F0160HXD1A0000	60800	1
DZ4-250H	108-160	80kA	DZ4T0160HXD1A0000	61900	DZ4F0160HXD1A0000	69100	1
	134-200		DZ4T0200HXD1A0000	72000	DZ4F0200HXD1A0000	86600	1
	168-250		DZ4T0250HXD1A0000	75000	DZ4F0250HXD1A0000	90100	1
DZ6-400H	134-200	80kA	DZ6T0200HXD1A0000	80900	DZ6F0200HXD1A0000	95800	1
	168-250		DZ6T0250HXD1A0000	83400	DZ6F0250HXD1A0000	98800	1
	215-320		DZ6T0320HXD1A0000	84400	DZ6F0320HXD1A0000	99800	1
	268-400		DZ6T0400HXD1A0000	84400	DZ6F0400HXD1A0000	99800	1
DZ7-800H	335-500	80kA	DZ7T0500HXD1A0000	100400	DZ7F0500HXD1A0000	119800	1
	422-630		DZ7T0630HXD1A0000	100400	DZ7F0630HXD1A0000	119800	1
	536-800		DZ7T0800HXD1A0000	118000	DZ7F0800HXD1A0000	154200	1

d sine DZ MCCB with Microprocessor Release

Rating (A) Icu (kA)	40	63	100	160	200	250	400	630	800	1000	
36/50	DZ1										
36/50/80/120	DZ2										
36/50/80/120/200			DZ4			DZ4					
36/50/80/120/200						DZ6		DZ7			

d sine DZ MCCB with Microprocessor Release iTRP1



dsine-DZ iTRP1

- › Conforms to IS/IEC 60947-2
- › 16A to 1000A, 3P & 4P
- › 36kA, 50kA, 80kA, 120kA & 200kA breaking capacities
- › Ics=100% Icu
- › Adjustable overload setting from 0.25 to 1.0 x In
- › Adjustable short-circuit setting from 1.5 to 12 x Ir*
- › Switchable thermal memory
- › Variable trip class
- › Transparent sealable release cover
- › Compact size
- › Fixed, Plug-in, Drawout, Rotary and Motorised versions available
- › Wide range of accessories

Type	Overload Release Range (A)	Breaking Capacity Icu at 415V AC, 50Hz. (kA)	3 Pole		4 Pole		Std. Pkg. (Nos.)
			Cat No	M.R.P. (₹) Per Unit	Cat No	M.R.P. (₹) Per Unit	
DZ1-160D [†] / DZ1-200D	10-40	36kA	DZ1T0040DXF1A0000	34400	DZ1F0040DXF1A0000	42000	1
	16-63		DZ1T0063DXF1A0000	34400	DZ1F0063DXF1A0000	42000	1
	25-100		DZ1T0100DXF1A0000	34400	DZ1F0100DXF1A0000	42000	1
	40-160		DZ1T0160DXF1A0000	40500	DZ1F0160DXF1A0000	56500	1
	50-200		DZ1T0200DXF1A0000 ▲	53000	DZ1F0200DXF1A0000 ▲	73300	1
DZ2-160D [†]	10-40		DZ2T0040DXF1A0000	38000	DZ2F0040DXF1A0000	46300	1
	16-63		DZ2T0063DXF1A0000	38000	DZ2F0063DXF1A0000	46300	1
	25-100		DZ2T0100DXF1A0000	38000	DZ2F0100DXF1A0000	46300	1
	40-160		DZ2T0160DXF1A0000	44800	DZ2F0160DXF1A0000	62200	1
DZ4-250D	40-160		DZ4T0160DXF1A0000	52400	DZ4F0160DXF1A0000	73000	1
	63-250		DZ4T0250DXF1A0000	54600	DZ4F0250DXF1A0000	75600	1
DZ6-400D	63-250		DZ6T0250DXF1A0000	62600	DZ6F0250DXF1A0000	81100	1
	100-400		DZ6T0400DXF1A0000	65900	DZ6F0400DXF1A0000	85300	1
DZ7-800D/ DZ7-1000D	158-630		DZ7T0630DXF1A0000	74400	DZ7F0630DXF1A0000	96400	1
	200-800		DZ7T0800DXF1A0000	105800	DZ7F0800DXF1A0000	131000	1
	250-1000	DZ7T1000DXF1A0000 ▲	173800	DZ7F1000DXF1A0000 ▲	241000	1	
DZ1-160N [†] / DZ1-200N	10-40	50kA	DZ1T0040NXF1A0000	39900	DZ1F0040NXF1A0000	55000	1
	16-63		DZ1T0063NXF1A0000	39900	DZ1F0063NXF1A0000	55000	1
	25-100		DZ1T0100NXF1A0000	39900	DZ1F0100NXF1A0000	55000	1
	40-160		DZ1T0160NXF1A0000	50100	DZ1F0160NXF1A0000	65800	1
	50-200		DZ1T0200NXF1A0000 ▲	62500	DZ1F0200NXF1A0000 ▲	79100	1
DZ2-160N [†]	10-40		DZ2T0040NXF1A0000	43900	DZ2F0040NXF1A0000	60700	1
	16-63		DZ2T0063NXF1A0000	43900	DZ2F0063NXF1A0000	60700	1
	25-100		DZ2T0100NXF1A0000	43900	DZ2F0100NXF1A0000	60700	1
	40-160		DZ2T0160NXF1A0000	55200	DZ2F0160NXF1A0000	72400	1



d sine DZ MCCB with Microprocessor Release iTRP1

Type	Overload Release Range (A)	Breaking Capacity Icu at 415V AC, 50Hz. (kA)	3 Pole		4 Pole		Std. Pkg. (Nos.)
			Cat No	M.R.P. (₹) Per Unit	Cat No	M.R.P. (₹) Per Unit	
DZ4-250N	40-160	50kA	DZ4T0160NXF1A0000	60300	DZ4F0160NXF1A0000	77300	1
	63-250		DZ4T0250NXF1A0000	64300	DZ4F0250NXF1A0000	81500	1
DZ6-400N	63-250		DZ6T0250NXF1A0000	69800	DZ6F0250NXF1A0000	91100	1
	100-400		DZ6T0400NXF1A0000	73400	DZ6F0400NXF1A0000	95800	1
DZ7-800N/ DZ7-1000N	158-630		DZ7T0630NXF1A0000	82200	DZ7F0630NXF1A0000	105100	1
	200-800		DZ7T0800NXF1A0000	121200	DZ7F0800NXF1A0000	154200	1
	250-1000		DZ7T1000NXF1A0000▲	216400	DZ7F1000NXF1A0000▲	300100	1
DZ2-160H [#]	10-40		DZ2T0040HXF1A0000	51400	DZ2F0040HXF1A0000	63800	1
	16-63		DZ2T0063HXF1A0000	51400	DZ2F0063HXF1A0000	63800	1
	25-100		DZ2T0100HXF1A0000	51400	DZ2F0100HXF1A0000	63800	1
	40-160		DZ2T0160HXF1A0000	67100	DZ2F0160HXF1A0000	84000	1
DZ4-250H	40-160		80kA	DZ4T0160HXF1A0000	68900	DZ4F0160HXF1A0000	86200
	63-250	DZ4T0250HXF1A0000		77200	DZ4F0250HXF1A0000	106100	1
DZ6-400H	63-250	DZ6T0250HXF1A0000		92500	DZ6F0250HXF1A0000	122300	1
	100-400	DZ6T0400HXF1A0000		97400	DZ6F0400HXF1A0000	128500	1
DZ7-800H/ DZ7-1000H	158-630	DZ7T0630HXF1A0000		100900	DZ7F0630HXF1A0000	147000	1
	200-800	DZ7T0800HXF1A0000		146900	DZ7F0800HXF1A0000	192100	1
	250-1000	DZ7T1000HXF1A0000▲		251100	DZ7F1000HXF1A0000▲	363300	1

▲- Spreader Terminals are included

* For DZ7 630A / 800A & 1000A: Magnetic setting from 1.5 In to 10 In / 1.5 In to 8 In respectively

For 25A, please contact nearest branch office

Note:

Breaking Capacity: D = 36kA, N = 50kA, H = 80kA

dsine DZ-120kA & 200kA @415V (Ics=100% Icu) MCCBs are available on request.

It is recommended to use spreader terminals for enhancing termination capacity

dsine DZ Selectivity Version MCCBs are available on request.

d sine DZ MCCB with Microprocessor Release iTRP3



dsine-DZ iTRP3

- > Conforms to IS/IEC 60947-2
- > 16A to 1000A, 3P & 4P
- > 36kA, 50kA, 80kA, 120kA & 200kA breaking capacities
- > Ics=100% Icu
- > Adjustable overload setting from 0.25 to 1.0 x In
- > Adjustable short-circuit setting from 1.5 to 12 x Ir*
- > Adjustable Instantaneous setting, 6 In & 12 In
- > Inbuilt ground fault protection from 20% to 70% of In
- > Adjustable neutral overload protection from 50% to 200% of Ir
- > Switchable thermal memory
- > Provision for release testing
- > Individual fault indication LEDs
- > Transparent sealable release cover
- > Compact size
- > Fixed, Plug-in, Drawout, Rotary and Motorised versions available
- > Wide range of accessories



d sine DZ MCCB with Microprocessor Release iTRP3

Type	Overload Release Range (A)	Breaking Capacity Icu at 415V AC, 50Hz. (kA)	3 Pole		4 Pole		Std. Pkg. (Nos.)
			Cat No	M.R.P. (₹) Per Unit	Cat No	M.R.P. (₹) Per Unit	
DZ1-160D [#] / DZ1-200D	10-40	36kA	DZ1T0040DXH1A0000	57800	DZ1F0040DXH1A0000	67300	1
	16-63		DZ1T0063DXH1A0000	57800	DZ1F0063DXH1A0000	67300	1
	25-100		DZ1T0100DXH1A0000	57800	DZ1F0100DXH1A0000	67300	1
	40-160		DZ1T0160DXH1A0000	66400	DZ1F0160DXH1A0000	81800	1
	50-200		DZ1T0200DXH1A0000 ▲	75900	DZ1F0200DXH1A0000 ▲	93100	1
DZ2-160D [#]	10-40		DZ2T0040DXH1A0000	63100	DZ2F0040DXH1A0000	73600	1
	16-63		DZ2T0063DXH1A0000	63100	DZ2F0063DXH1A0000	73600	1
	25-100		DZ2T0100DXH1A0000	63100	DZ2F0100DXH1A0000	73600	1
	40-160		DZ2T0160DXH1A0000	72500	DZ2F0160DXH1A0000	89300	1
DZ4-250D	40-160		DZ4T0160DXH1A0000	75000	DZ4F0160DXH1A0000	92200	1
	63-250		DZ4T0250DXH1A0000	78200	DZ4F0250DXH1A0000	96000	1
DZ6-400D	63-250		DZ6T0250DXH1A0000	86300	DZ6F0250DXH1A0000	100000	1
	100-400		DZ6T0400DXH1A0000	90700	DZ6F0400DXH1A0000	105200	1
DZ7-800D/ DZ7-1000D	158-630		DZ7T0630DXH1A0000	101300	DZ7F0630DXH1A0000	126200	1
	200-800		DZ7T0800DXH1A0000	135800	DZ7F0800DXH1A0000	161400	1
	250-1000	DZ7T1000DXH1A0000 ▲	202300	DZ7F1000DXH1A0000 ▲	267100	1	
DZ1-160N [#] / DZ1-200N	10-40	50kA	DZ1T0040NXH1A0000	64000	DZ1F0040NXH1A0000	76300	1
	16-63		DZ1T0063NXH1A0000	64000	DZ1F0063NXH1A0000	76300	1
	25-100		DZ1T0100NXH1A0000	64000	DZ1F0100NXH1A0000	76300	1
	40-160		DZ1T0160NXH1A0000	76000	DZ1F0160NXH1A0000	91000	1
	50-200		DZ1T0200NXH1A0000 ▲	85400	DZ1F0200NXH1A0000 ▲	104300	1
DZ2-160N [#]	10-40		DZ2T0040NXH1A0000	69800	DZ2F0040NXH1A0000	83300	1
	16-63		DZ2T0063NXH1A0000	69800	DZ2F0063NXH1A0000	83300	1
	25-100		DZ2T0100NXH1A0000	69800	DZ2F0100NXH1A0000	83300	1
	40-160		DZ2T0160NXH1A0000	83000	DZ2F0160NXH1A0000	99500	1
DZ4-250N	40-160		DZ4T0160NXH1A0000	84700	DZ4F0160NXH1A0000	103300	1
	63-250		DZ4T0250NXH1A0000	88000	DZ4F0250NXH1A0000	107500	1
DZ6-400N	63-250		DZ6T0250NXH1A0000	92400	DZ6F0250NXH1A0000	110200	1
	100-400		DZ6T0400NXH1A0000	97300	DZ6F0400NXH1A0000	115900	1
DZ7-800N/ DZ7-1000N	158-630		DZ7T0630NXH1A0000	107800	DZ7F0630NXH1A0000	142600	1
	200-800		DZ7T0800NXH1A0000	166200	DZ7F0800NXH1A0000	197300	1
	250-1000	DZ7T1000NXH1A0000 ▲	252000	DZ7F1000NXH1A0000 ▲	332500	1	
DZ2-160H [#]	10-40	80kA	DZ2T0040HXXH1A0000	83200	DZ2F0040HXXH1A0000	98900	1
	16-63		DZ2T0063HXXH1A0000	83200	DZ2F0063HXXH1A0000	98900	1
	25-100		DZ2T0100HXXH1A0000	83200	DZ2F0100HXXH1A0000	98900	1
	40-160		DZ2T0160HXXH1A0000	99000	DZ2F0160HXXH1A0000	110400	1
DZ4-250H	40-160		DZ4T0160HXXH1A0000	101500	DZ4F0160HXXH1A0000	117100	1
	63-250		DZ4T0250HXXH1A0000	116200	DZ4F0250HXXH1A0000	136900	1
DZ6-400H	63-250		DZ6T0250HXXH1A0000	128400	DZ6F0250HXXH1A0000	160800	1
	100-400		DZ6T0400HXXH1A0000	135400	DZ6F0400HXXH1A0000	169200	1
DZ7-800H/ DZ7-1000H	158-630		DZ7T0630HXXH1A0000	146500	DZ7F0630HXXH1A0000	201400	1
	200-800		DZ7T0800HXXH1A0000	196700	DZ7F0800HXXH1A0000	245500	1
	250-1000		DZ7T1000HXXH1A0000 ▲	316300	DZ7F1000HXXH1A0000 ▲	410100	1

▲ - Spreader Terminals are included

* For DZ7 630A / 800A & 1000A: Magnetic setting from 1.5 In to 10 In / 1.5 In to 8 In respectively

For 25A, please contact nearest branch office

Note:

Breaking Capacity : D = 36kA, N = 50kA, H = 80kA

dsine DZ 120kA & 200kA @415V (Ics=100% Icu) MCCBs are available on request.

It is recommended to use spreader terminals for enhancing termination capacity

dsine DZ Selectivity Version MCCBs are available on request.

Rating (A) Icu (kA)	40	63	100	160	200	250	400	630	800	1000
	DZ1 [§]									
36/50/80/120	DZ2									
36/50/80/120/200				DZ4		DZ4				
36/50/80/120/200						DZ6		DZ7		

[§] iTRP4 Only

d sine DZ MCCB with Microprocessor Releases iTRP4 & iTRP5

- › Confirms to IS/IEC 60947-2
- › 16A to 1000A, 3P & 4P
- › 36kA, 50kA, 80kA, 120kA & 200kA breaking capacities
- › Ics=100% Icu
- › Adjustable Overload Settings from 0.25 to 1 In (in steps of 0.01)
- › Adjustable Short Circuit Settings from 1.5 to 12 Ir (in steps of 0.1)
- › Adjustable Instantaneous Settings from 1.5 to 12 Ir (in steps of 0.1)
- › In-built Ground Fault Protection from 0.1 to 1 In (in steps of 0.05)
- › Adjustable Neutral Overload Protection from 50% to 160% of Ir
- › Local LCD Display Menu Navigation using Keypad
- › Modbus RTU Communication Capable
- › Switchable Thermal Memory
- › Provision for Release Testing
- › Variable trip class
- › Transparent sealable release cover
- › Compact size
- › Wide range of accessories

Advance Metering Solution



Measurement & Diagnostics

- › Advanced Current based protection function via iTRP4 Release
- › Advanced Energy based protection function via iTRP5 Release
- › I²T, SI, LI-VI based over load curves
- › Advanced Protections like Maximum Demand, Phase Sequence, THD etc
- › Common Fault Indication and Diagnostic LED
- › Self, Auxiliary and Battery Mode
- › Trip & Event Records available
- › Communication module for remote monitoring & control
- › Temperature module with thermal sensors for online temperature monitoring
- › Zone Selective Interlocking (ZSI) module for system level coordination of faults

Accessories for iTRP4 & iTRP5 [8538]

Modules	Details
Communication Module	*
Aux. Power Supply Module	
Temperature Module (with Thermal Sensors)	
Zone Selective Interlocking Module	
Programmable Relay Module	

* On request



d sine DZ MCCBs for Motor back-up Protection

- › Range: 16A to 800A, 50kA
- › Suitable for isolation
- › Wide Range of snap fit Internal and External Accessories

3 Pole					
Type	Current Rating (A)	Breaking Capacity Icu at 415V. AC, 50Hz. (kA)	Cat. No.	M.R.P. (₹) Per Unit	Std. Pkg. (Nos.)
DZ0-125N	32	50kA	DZ0T0032N5M1A0000	9400	1
	40		DZ0T0040N5M1A0000	9400	1
	63		DZ0T0063N5M1A0000	9300	1
	80		DZ0T0080N5M1A0000	9300	1
	100		DZ0T0100N5M1A0000	9300	1
	125		DZ0T0125N5M1A0000 ▲	12200	1
DZ1-160N/ DZ1-200N	32		DZ1T0032NXM1A0000	12300	1
	40		DZ1T0040NXM1A0000	12300	1
	63		DZ1T0063NXM1A0000	12200	1
	80		DZ1T0080NXM1A0000	12200	1
	100		DZ1T0100NXM1A0000	12200	1
	125		DZ1T0125NXM1A0000	12700	1
	160		DZ1T0160NXM1A0000	14600	1
	200		DZ1T0200NXM1A0000 ▲	27300	1
DZ4-250N	250		DZ4T0250NXM1A0000	32300	1
DZ6-400N	320		DZ6T0320NXM1A0000	40800	1
	400		DZ6T0400NXM1A0000	42800	1
DZ7-800N	500		DZ7T0500NXM1A0000	47300	1
	630		DZ7T0630NXM1A0000	50300	1
	800		DZ7T0800NXM1A0000	52400	1



Representative Application Image

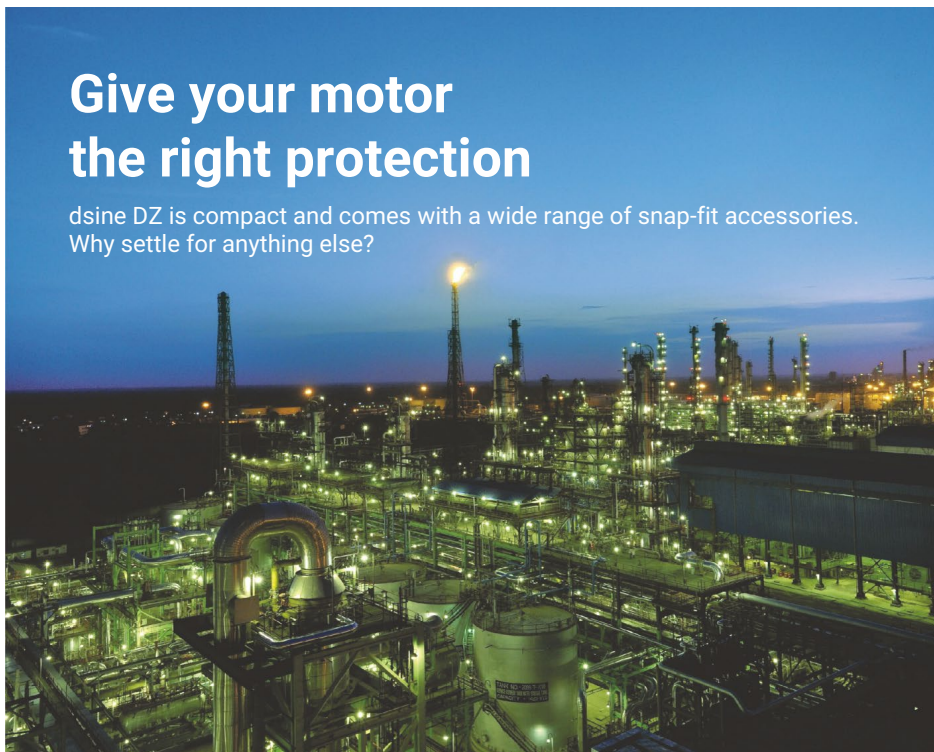
▲- Spreader Terminals are included

Note:

Please contact nearest branch office for Fuseless Type 2 Co-ordination selection charts.
For Microprocessor based Motor back-up Protection MCCBs, please contact nearest branch office.
For lower HP Motors, Please select MMS. Details are given on page no.21

Give your motor the right protection

dsine DZ is compact and comes with a wide range of snap-fit accessories. Why settle for anything else?



d sine -DZ



d sine DZ 800V MCCB Range [8536]

Rating (A) Icu (kA) @ 800V	200	250	320	400	500	630
25/36/50	DZ6					
36/50					DZ7	



dsine-DZ TM

- › Conforms to IS/IEC 60947-2
- › 200A to 630A, 3P/4P
- › 25kA, 36kA & 50kA @800V breaking capacities
- › Ics=100% Icu
- › Rated insulation voltage: 1250V AC rms
- › Adjustable overload settings: 0.67 - 1.0 x In
- › Adjustable short-circuit settings: 6 - 12 x In**
- › Transparent sealable release cover
- › Ambient Temperature Compensation
- › High Electrical & Mechanical life***
- › Manual and Rotary versions available
- › Standard Back Insulating Plates included for 3P MCCBs
- › Wide range of accessories

d sine DZ 800V with Thermal - Magnetic Release

Type	Overload Release Range (A)	Breaking Capacity Icu at 800V AC, 50Hz. (kA)	3 Pole		4 Pole		Std. Pkg. (Nos.)
			Cat No	M.R.P. (₹) Per Unit	Cat No	M.R.P. (₹) Per Unit	
DZ6-400W	134-200	25kA	DZ6T0200WXD1A0000	*	DZ6F0200WXD1A0000	*	1
	168-250		DZ6T0250WXD1A0000		DZ6F0250WXD1A0000		1
DZ6-400Y	134-200	36kA	DZ6T0200YXD1A0000	*	DZ6F0200YXD1A0000	*	1
	168-250		DZ6T0250YXD1A0000		DZ6F0250YXD1A0000		1
	214-320		DZ6T0320YXD1A0000		DZ6F0320YXD1A0000		1
	268-400		DZ6T0400YXD1A0000		DZ6F0400YXD1A0000		1
DZ7-800Y	335-500		DZ7T0500YXD1A0000		DZ7F0500YXD1A0000		1
	422-630		DZ7T0630YXD1A0000		DZ7F0630YXD1A0000		1
DZ6-400Z	134-200	50kA	DZ6T0200ZXD1A0000	*	DZ6F0200ZXD1A0000	*	1
	168-250		DZ6T0250ZXD1A0000		DZ6F0250ZXD1A0000		1
	214-320		DZ6T0320ZXD1A0000		DZ6F0320ZXD1A0000		1
	268-400		DZ6T0400ZXD1A0000		DZ6F0400ZXD1A0000		1
DZ7-800Z	335-500		DZ7T0500ZXD1A0000		DZ7F0500ZXD1A0000		1
	422-630		DZ7T0630ZXD1A0000		DZ7F0630ZXD1A0000		1

* Price on request

** For DZ7 630A - Magnetic setting from 6 In to 10 In

*** Mechanical Life - 20000 Operations; Electrical Life - 4000 Operations (DZ6) & 2500 Operations (DZ7)

General Information

- › Ambient temperature compensation in MCCBs helps prevent nuisance tripping by adjusting for temperature variations that affect the thermal elements. High ambient temperatures can cause premature tripping, while low temperatures may delay it. This is most suitable for Solar application.



Rating (A)	125	160	200	250	320	400	500	630	800
Icu (kA) @ 800V	DZ6						DZ7		
25/36/50	DZ6						DZ7		
36/50	DZ6						DZ7		



dsine-DZ iTRP1

- › Conforms to IS/IEC 60947-2
- › 125A to 800A, 3P/4P
- › 25kA, 36kA & 50kA @800V breaking capacities
- › Ics=100% Icu
- › Rated insulation voltage: 1250V AC rms
- › Adjustable overload setting from 0.25 to 1.0 x In
- › Adjustable short-circuit setting from 1.5 to 12 x Ir**
- › Switchable thermal memory
- › Variable trip class
- › Transparent sealable release cover
- › High Electrical & Mechanical life***
- › Manual and Rotary versions available
- › Standard Back Insulating Plates included for 3P MCCBs
- › Wide range of accessories

d sine DZ 800V with Microprocessor Release iTRP1

Type	Overload Release Range (A)	Breaking Capacity Icu at 800V AC, 50Hz. (kA)	3 Pole		4 Pole		Std. Pkg. (Nos.)
			Cat No	M.R.P. (₹) Per Unit	Cat No	M.R.P. (₹) Per Unit	
DZ6-400W	31-125	25kA	DZ6T0125WXF1A0000	*	DZ6F0125WXF1A0000	*	1
	40-160		DZ6T0160WXF1A0000		DZ6F0160WXF1A0000		1
	50-200		DZ6T0200WXF1A0000		DZ6F0200WXF1A0000		1
	63-250		DZ6T0250WXF1A0000		DZ6F0250WXF1A0000		1
	80-320		DZ6T0320WXF1A0000		DZ6F0320WXF1A0000		1
	100-400		DZ6T0400WXF1A0000		DZ6F0400WXF1A0000		1
DZ6-400Y	31-125	36kA	DZ6T0125YXF1A0000	*	DZ6F0125YXF1A0000	*	1
	40-160		DZ6T0160YXF1A0000		DZ6F0160YXF1A0000		1
	50-200		DZ6T0200YXF1A0000		DZ6F0200YXF1A0000		1
	63-250		DZ6T0250YXF1A0000		DZ6F0250YXF1A0000		1
	80-320		DZ6T0320YXF1A0000		DZ6F0320YXF1A0000		1
	100-400		DZ6T0400YXF1A0000		DZ6F0400YXF1A0000		1
DZ7-800Y	125-500		DZ7T0500YXF1A0000		DZ7F0500YXF1A0000		1
	156-630		DZ7T0630YXF1A0000		DZ7F0630YXF1A0000		1
	200-800		DZ7T0800YXF1A0000		DZ7F0800YXF1A0000		1
DZ6-400Z	31-125	50kA	DZ6T0125ZXF1A0000	*	DZ6F0125ZXF1A0000	*	1
	40-160		DZ6T0160ZXF1A0000		DZ6F0160ZXF1A0000		1
	50-200		DZ6T0200ZXF1A0000		DZ6F0200ZXF1A0000		1
	63-250		DZ6T0250ZXF1A0000		DZ6F0250ZXF1A0000		1
	80-320		DZ6T0320ZXF1A0000		DZ6F0320ZXF1A0000		1
	100-400		DZ6T0400ZXF1A0000		DZ6F0400ZXF1A0000		1
DZ7-800Z	125-500		DZ7T0500ZXF1A0000		DZ7F0500ZXF1A0000		1
	156-630		DZ7T0630ZXF1A0000		DZ7F0630ZXF1A0000		1
	200-800		DZ7T0800ZXF1A0000		DZ7F0800ZXF1A0000		1

* Price on request

** For DZ7 630A / 800A, Magnetic setting from 1.5 In to 10 In / 1.5 In to 8 In respectively

*** Mechanical Life - 20000 Operations; Electrical Life - 4000 Operations (DZ6) & 2500 Operations (DZ7)



d sine DZ 800V MCCB Range [8536]

Rating (A) Icu (kA) @ 800V	200	250	320	400	500	630	800
25/36/50	DZ6						
36/50					DZ7		



dsine-DZ iTRP3

- › Conforms to IS/IEC 60947-2
- › 125A to 800A, 3P/4P
- › 25kA, 36kA & 50kA @800V breaking capacities
- › Ics=100% Icu
- › Rated insulation voltage: 1250V AC rms
- › Adjustable overload setting from 0.25 to 1.0 x In
- › Adjustable short-circuit setting from 1.5 to 12 x Ir**
- › Adjustable Instantaneous setting, 6 In & 12 In
- › Inbuilt ground fault protection from 20% to 70% of In
- › Adjustable neutral overload protection from 50% to 200% of Ir
- › Switchable thermal memory
- › Variable trip class
- › Individual fault indication LEDs
- › Transparent sealable release cover
- › High Electrical & Mechanical life***
- › Manual and Rotary versions available
- › Standard Back Insulating Plates included for 3P MCCBs
- › Wide range of accessories

d sine DZ 800V with Microprocessor Release iTRP3

Type	Overload Release Range (A)	Breaking Capacity Icu at 800V AC, 50Hz. (kA)	3 Pole		4 Pole		Std. Pkg. (Nos.)
			Cat No	M.R.P. (₹) Per Unit	Cat No	M.R.P. (₹) Per Unit	
DZ6-400W	50-200	25kA	DZ6T0200WXH1A0000	*	DZ6F0200WXH1A0000	*	1
	63-250		DZ6T0250WXH1A0000		DZ6F0250WXH1A0000		1
	80-320		DZ6T0320WXH1A0000		DZ6F0320WXH1A0000		1
	100-400		DZ6T0400WXH1A0000		DZ6F0400WXH1A0000		1
DZ6-400Y	50-200	36kA	DZ6T0200YXH1A0000	*	DZ6F0200YXH1A0000	*	1
	63-250		DZ6T0250YXH1A0000		DZ6F0250YXH1A0000		1
	80-320		DZ6T0320YXH1A0000		DZ6F0320YXH1A0000		1
	100-400		DZ6T0400YXH1A0000		DZ6F0400YXH1A0000		1
DZ7-800Y	125-500		DZ7T0500YXH1A0000		DZ7F0500YXH1A0000		1
	156-630		DZ7T0630YXH1A0000		DZ7F0630YXH1A0000		1
	200-800		DZ7T0800YXH1A0000		DZ7F0800YXH1A0000		1
DZ6-400Z	50-200	50kA	DZ6T0200ZXH1A0000	*	DZ6F0200ZXH1A0000	*	1
	63-250		DZ6T0250ZXH1A0000		DZ6F0250ZXH1A0000		1
	80-320		DZ6T0320ZXH1A0000		DZ6F0320ZXH1A0000		1
	100-400		DZ6T0400ZXH1A0000		DZ6F0400ZXH1A0000		1
DZ7-800Z	125-500		DZ7T0500ZXH1A0000		DZ7F0500ZXH1A0000		1
	156-630		DZ7T0630ZXH1A0000		DZ7F0630ZXH1A0000		1
	200-800		DZ7T0800ZXH1A0000		DZ7F0800ZXH1A0000		1

* Price on request

** For DZ7 630A / 800A, Magnetic setting from 1.5 In to 10 In / 1.5 In to 8 In respectively

*** Mechanical Life - 20000 Operations; Electrical Life - 4000 Operations (DZ6) & 2500 Operations (DZ7)



Accessories for DZ MCCBs [8538]



**Auxiliary Contact
Trip Alarm Contact**



Shunt Release



UV Release

Internal Accessories			
Description	Cat No	M.R.P. (₹) Per Unit	Std. Pkg. (Nos.)
Auxiliary Contact/ Trip Alarm Contact [8538]			
DZ0 Aux/TAC 1 C/o	EM909660000	960	1
DZ1/2/4 Aux/TAC 1 C/o	EM901100000	1500	1
DZ6/7 Aux/TAC 1 C/o	EM901140000	1630	1
Shunt Release [8538]			
DZ0 Shunt 110/240/415V AC	EM905200M00	1300	1
DZ1/2/4 Shunt 415V AC	EM900320P00	3980	1
DZ1/2/4 Shunt 240V AC	EM900320B00	3980	1
DZ1/2/4 Shunt 110V AC	EM900320A00	3980	1
DZ1/2/4 Shunt 48V AC	EM900320J00	3980	1
DZ1/2/4 Shunt 24V AC	EM900320G00	3980	1
DZ1/2/4 Shunt 220V DC	EM900320200	3980	1
DZ1/2/4 Shunt 110V DC	EM900320100	3980	1
DZ1/2/4 Shunt 48V DC	EM900320500	3980	1
DZ1/2/4 Shunt 24V DC	EM900320400	3980	1
DZ1/2/4 Shunt 12V DC	EM900320300	3980	1
DZ6/7 Shunt 415V AC	EM900340P00	4460	1
DZ6/7 Shunt 240V AC	EM900340B00	4460	1
DZ6/7 Shunt 110V AC	EM900340E00	4460	1
DZ6/7 Shunt 48V AC	EM900340J00	4460	1
DZ6/7 Shunt 24V AC	EM900340G00	4460	1
DZ6/7 Shunt 220V DC	EM900340200	4460	1
DZ6/7 Shunt 110V DC	EM900340100	4460	1
DZ6/7 Shunt 48V DC	EM900340500	4460	1
DZ6/7 Shunt 24V DC	EM900340400	4460	1
DZ6/7 Shunt 12V DC	EM900340300	4460	1

Internal Accessories			
Description	Cat No	M.R.P. (₹) Per Unit	Std. Pkg. (Nos.)
Under Voltage Release [8538]			
DZ0 UVR 240V AC	EM90518B000	3910	1
DZ1/2/4 UVR 415V AC	EM90031P000	5150	1
DZ1/2/4 UVR 240V AC	EM90031B000	5150	1
DZ1/2/4 UVR 110V AC	EM90031E000	5150	1
DZ1/2/4 UVR 48V AC	EM90031J000	5150	1
DZ1/2/4 UVR 24V AC	EM90031G000	5150	1
DZ1/2/4 UVR 220V DC	EM900312000	5150	1
DZ1/2/4 UVR 110V DC	EM900311000	5150	1
DZ1/2/4 UVR 48V DC	EM900315000	5150	1
DZ1/2/4 UVR 24V DC	EM900314000	5150	1
DZ1/2/4 UVR 12V DC	EM900313000	5150	1
DZ6/7 UVR 415V AC	EM90033P000	5720	1
DZ6/7 UVR 240V AC	EM90033B000	5720	1
DZ6/7 UVR 110V AC	EM90033E000	5720	1
DZ6/7 UVR 48V AC	EM90033J000	5720	1
DZ6/7 UVR 24V AC	EM90033G000	5720	1
DZ6/7 UVR 220V DC	EM900332000	5720	1
DZ6/7 UVR 110V DC	EM900331000	5720	1
DZ6/7 UVR 48V DC	EM900335000	5720	1
DZ6/7 UVR 24V DC	EM900334000	5720	1
DZ6/7 UVR 12V DC	EM900333000	5720	1



Accessories for DZ MCCBs [8538]



Direct ROM



Extended ROM



Key Lock



EOM



Spreader Terminals



Rear Terminals



Box Clamp Terminals

External Accessories			
Description	Cat No	M.R.P. (₹) Per Unit	Std. Pkg. (Nos.)
Rotary Mechanism (Direct/Extended) [8538]			
DZ0 Direct ROM	EM909690000	1850	1
DZ1 Direct ROM	EM902070000	2060	1
DZ2 Direct ROM	EM902080000	2350	1
DZ4 Direct ROM	EM903860000	2740	1
DZ6 Direct ROM	EM902280000	3390	1
DZ7 Direct ROM	EM903500000	4700	1
DZ0 Extended ROM	EM909700000	2660	1
DZ1 Extended ROM	EM902090000	2780	1
DZ2 Extended ROM	EM902100000	3270	1
DZ4 Extended ROM	EM902930000	4150	1
DZ6 Extended ROM	EM902760000	5470	1
DZ7 Extended ROM	EM903810000	5740	1
Panel Door mounted Key lock for Extended ROM [8301]			
DZ0/1/2/4 Key Lock Type 1	EM990310000	7620	1
DZ0/1/2/4 Key Lock Type 2	EM99031000A	7620	1
DZ0/1/2/4 Key Lock Type 3	EM99031000B	7620	1
DZ0/1/2/4 Key Lock Type 12	EM99031000C	7620	1
DZ0/1/2/4 Key Lock Type 23	EM99031000D	7620	1
DZ6/7 Key Lock Type 1	EM991410000	9040	1
DZ6/7 Key Lock Type 2	EM99141000A	9040	1
DZ6/7 Key Lock Type 3	EM99141000B	9040	1
DZ6/7 Key Lock Type 12	EM99141000C	9040	1
DZ6/7 Key Lock Type 23	EM99141000D	9040	1
Electrical Operating Mechanism [8538]			
DZ1 240V AC	EM90490B000	47700	1
DZ2 240V AC	EM90545B000	52100	1
DZ4 240V AC		*	
DZ6 240V AC	EM90355B000	68200	1
DZ7 240V AC	EM90480B000	100600	1

* Price on request

Note:

For Electrical Operating Mechanism, refer wiring diagram from Product Catalogue or Product Manual.

External Accessories			
Description	Cat No	M.R.P. (₹) Per Unit	Std. Pkg. (Nos.)
Spreader Terminals (Up to 690V AC #) [8538]			
DZ0-100 3 Pole	CM977850000®	640	Set of 6
DZ0-100 4 Pole	CM979210000®	1000	Set of 8
DZ1, DZ2-160 3 Pole	EM906090000	2440	Set of 6
DZ1, DZ2-160 4 Pole	EM906100000	3190	Set of 8
DZ4-250 - 3 Pole	EM940960000	3810	Set of 6
DZ4-250 - 4 Pole	EM940970000	5090	Set of 8
DZ6-400 - 3 Pole	EM906110000	5490	Set of 6
DZ6-400 - 4 Pole	EM906120000	7380	Set of 8
DZ7-630 - 3 Pole	EM970500000	13000	Set of 6
DZ7-630 - 4 Pole	EM970520000	16600	Set of 8
DZ7-800 - 3 Pole	EM970510000	16800	Set of 6
DZ7-800 - 4 Pole	EM970530000	20600	Set of 8
Rear Terminals [8538]			
DZ1-160 3 Pole	EM911760000	6220	Set of 6
DZ1-160 4 Pole	EM911770000	8880	Set of 8
DZ2-160 3 Pole	EM920880000	6890	Set of 6
DZ2-160 4 Pole	EM920890000	9780	Set of 8
DZ4-250 - 3 Pole	EM940580000	8340	Set of 6
DZ4-250 - 4 Pole	EM940590000	12000	Set of 8
DZ6-400 - 3 Pole	EM960450000	11300	Set of 6
DZ6-400 - 4 Pole	EM960460000	16400	Set of 8
DZ7-800 - 3 Pole	EM970450000	14100	Set of 6
DZ7-800 - 4 Pole	EM970460000	20500	Set of 8
Box Clamp Termination [8538]			
DZ1, DZ2-160 3 Pole	EM921760000	5600	Set of 6
DZ1, DZ2-160 4 Pole	EM921770000	8000	Set of 8
DZ4-250 - 3 Pole	EM940940000	7500	Set of 6
DZ4-250 - 4 Pole	EM940950000	10800	Set of 8
DZ6-400 - 3 Pole	EM969850000	10200	Set of 6
DZ6-400 - 4 Pole	EM963700000	14700	Set of 8

Note:

Phase Barriers are supplied along with MCCBs

® Change in CAT No.

For 800V Application Spreaders, please contact nearest branch office



Accessories for DZ MCCBs [8538]

	DZ1	DZ2	DZ4	DZ6	DZ7
Plug-in	Full Kit				Fixed Kit + Conversion Kit
Draw-out					Fixed Kit + Conversion Kit



Plug-in



Draw-out

External Accessories				
Description	Cat No	M.R.P. (₹) Per Unit	Std. Pkg. (Nos.)	
Plug-in Module [8538]				
DZ1 3 Pole Full Kit	EM902010000	*	1	
DZ1 4 Pole Full Kit	EM902020000	*	1	
DZ2 3 Pole Full Kit	EM902620000	*	1	
DZ2 4 Pole Full Kit	EM902630000	*	1	
DZ4 3 Pole Full Kit	EM902500000	*	1	
DZ4 4 Pole Full Kit	EM902510000	*	1	
DZ6 3 Pole Full Kit	EM902460000	*	1	
DZ6 4 Pole Full Kit	EM902470000	*	1	
DZ7-630 3 Pole Fixed Kit	EM992560000	*	1	
DZ7-630 3 Pole Conversion Kit	EM992540000	*	1	
DZ7-630 4 Pole Fixed Kit	EM992570000	*	1	
DZ7-630 4 Pole Conversion Kit	EM992550000	*	1	
DZ7-800 3 Pole Fixed Kit	EM990610000	*	1	
DZ7-800 3 Pole Conversion Kit	EM990690000	*	1	
DZ7-800 4 Pole Fixed Kit	EM990620000	*	1	
DZ7-800 4 Pole Conversion Kit	EM990700000	*	1	

* Price on request

Description	Cat No	M.R.P. (₹) Per Unit	Std. Pkg. (Nos.)
Short Terminal Shroud \$ [8538]			
DZ1-160 3 Pole	EM990810000	3190	1
DZ1-160 4 Pole	EM990820000	3840	1
DZ2-160 3 Pole	EM990850000	3190	1
DZ2-160 4 Pole	EM990870000	3840	1
DZ4-250 - 3 Pole	EM990890000	3360	1
DZ4-250 - 4 Pole	EM990910000	4890	1
DZ6-400 - 3 Pole	EM990930000	4460	1
DZ6-400 - 4 Pole	EM990940000	6060	1
DZ7-630/800 - 3 Pole	EM990970000	4860	1
DZ7-630/800 - 4 Pole	EM990990000	6700	1

\$ Long Terminal Shrouds available on request

External Accessories				
Description	Cat No	M.R.P. (₹) Per Unit	Std. Pkg. (Nos.)	
Draw-out Module [8538]				
DZ4 3 Pole Fixed Kit	EM902600000	*	1	
DZ4 3 Pole Conversion Kit	EM902580000	*	1	
DZ4 4 Pole Fixed Kit	EM902610000	*	1	
DZ4 4 Pole Conversion Kit	EM902590000	*	1	
DZ6 3 Pole Fixed Kit	EM902560000	*	1	
DZ6 3 Pole Conversion Kit	EM902540000	*	1	
DZ6 4 Pole Fixed Kit	EM902570000	*	1	
DZ6 4 Pole Conversion Kit	EM902550000	*	1	
DZ7-630 3 Pole Fixed Kit	EM991050000	*	1	
DZ7-630 3 Pole Conversion Kit	EM991030000	*	1	
DZ7-630 4 Pole Fixed Kit	EM991060000	*	1	
DZ7-630 4 Pole Conversion Kit	EM991040000	*	1	
DZ7-800 3 Pole Fixed Kit	EM904550000	*	1	
DZ7-800 3 Pole Conversion Kit	EM904530000	*	1	
DZ7-800 4 Pole Fixed Kit	EM904560000	*	1	
DZ7-800 4 Pole Conversion Kit	EM904540000	*	1	

Direct ROM or EOM is to be ordered mandatorily along with Drawout Module

* Price on request

Description	Cat No	M.R.P. (₹) Per Unit	Std. Pkg. (Nos.)
External Neutral CT [8504]			
DZ1, DZ2 - 40A, 63A, 80A	EM905070000	2760	1
DZ1, DZ2 - 100A, 160A	EM905080000	2830	1
DZ1 - 200A	EM905090000	4080	1
DZ4 - 160A, 250A	EM905120000	4840	1
DZ6 - 250A, 400A	EM905150000	7440	1
DZ7 - 630A, 800A	EM905160000	11500	1
DZ7 - 1000A	EM973260000	12100	1
Adaptor Kit for External Neutral CT [8538]			
DZ1, DZ2 & DZ4 - Up to 250A	CM999940000	1230	Set of 2
DZ6 - Up to 400A	CM999950000	2280	Set of 2
DZ7 - Up to 1000A	EM972270000	8430	Set of 2



Accessories for DZ MCCBs [8538]

Mechanical Interlocking Kit Range	DZ1	DZ2	DZ4	DZ6
Front Slider	✓	✓	✓	
Rear Base Plate	-	-	✓	✓
Cable Base Plate	✓	✓	✓	✓



External Accessories			
Description	Cat No	M.R.P. (₹) Per Unit	Std. Pkg. (Nos.)
Mechanical Interlocking Options [8538]			
1. Front Slider MIL #			
DZ1 Front Slider	EM903960000	4780	1
DZ2 Front Slider	EM903970000	5030	1
DZ2/DZ4 Front Slider	EM903980000	6800	1

Front Slider MIL Selection Table	DZ1	DZ2	DZ4
DZ1	✓		
DZ2		✓	✓
DZ4		✓	✓

External Accessories			
Description	Cat No	M.R.P. (₹) Per Unit	Std. Pkg. (Nos.)
2. Rear Base Plate MIL #			
DZ4 Mounting Plate ~	EM904000000	4960	1
DZ6 Mounting Plate ~	EM903990000	6190	1
DZ4 Rear Base Plate ~	EM903540000	24500	1
DZ4/DZ6 Rear Base Plate ~	EM903530000	30700	1
DZ7 Rear Base Plate	EM991420000	60700	1

~ - 2 Nos of Mounting Plate and 1 No of Base Plate must be ordered together along with 2 Nos of MCCBs.

Rear Base Plate MIL Selection Table (DZ4 & DZ6)	Base Plate		Mounting Plate	
	EM90353	EM90354	EM90399	EM90400
DZ4-DZ4	X	1No.	X	2 Nos.
DZ4-DZ6	1No.	X	1No.	1No.
DZ6-DZ6	1No.	X	2 Nos.	X

Cable Base Plate MIL Selection Table		DZ1		DZ2		DZ4		DZ6	
		EM90404	EM90401	EM90404	EM90401	EM90405	EM90402	EM90406	EM90403
DZ1	EM90404	L	L						
	EM90401		M						
DZ2	EM90404			L	L	L	M	L	M
	EM90401				M	L	M	M	H
DZ4	EM90405					L	M	L	M
	EM90402						H	M	H
DZ6	EM90406							M	H
	EM90403								H

Common for 3P & 4P MCCBs

External Accessories			
Description	Cat No	M.R.P. (₹) Per Unit	Std. Pkg. (Nos.)
3. Cable Base Plate MIL #			
a. Base Plate with Cable (for MCCBs without Rear Terminations)			
DZ1/DZ2 Cable Base Plate \$	EM904040000	8570	1
DZ4 Cable Base Plate \$	EM904050000	10300	1
DZ6 Cable Base Plate \$	EM904060000	13400	1
b. Base Plate with Cable (for MCCBs with Rear Terminations)			
DZ1/DZ2 Cable Base Plate RT \$	EM904010000	9440	1
DZ4 Cable Base Plate RT \$	EM904020000	11300	1
DZ6 Cable Base Plate RT \$	EM904030000	14800	1
c. Cable Types and Lengths - For DZ1/ DZ2/ DZ4/ DZ6 MCCBs (for both MCCBs with and without Rear Terminations)			
L Cable (1 m Length) \$	EM004710000	2230	1
L Cable (3 m Length) \$	EM004740000	3370	1
L Cable (5 m Length) \$	EM004770000	4660	1
M Cable (1 m Length) \$	EM004720000	2230	1
M Cable (3 m Length) \$	EM004750000	3370	1
M Cable (5 m Length) \$	EM004780000	4660	1
H Cable (1 m Length) \$	EM004730000	2230	1
H Cable (3 m Length) \$	EM004760000	3370	1
H Cable (5 m Length) \$	EM004790000	4660	1

\$ - 2 Nos of Base Plate & 1 No of suitable length of Cable must be ordered together along with 2 Nos of MCCBs.

d sine DN MCCB with Thermal - Magnetic Release

Rating (A)	16	20	25	32	40	50	63	80	100	125	160	200	250	320	400	500	630
Icu=Ics (kA)*																	
25		DN0-100C							DN1-C								
36		DN0-100D/125D										DN3B					
36/50/70		DN2												DN3			



dsine TM

- › Conforms to IS/IEC 60947-2
- › 20A to 630A, 3P & 4P
- › 25kA, 36kA, 50kA & 70kA breaking capacities
- › Ics= 100% of Icu*
- › Adjustable overload settings: 0.8 - 1.0 x In
- › Adjustable short-circuit settings: 6 - 10 x In**
- › Manual & Rotary versions available
- › Wide range of accessories

Type	Thermal Release Range (A)	Breaking Capacity Icu at 415V AC, 50Hz. (kA)	3 Pole		4 Pole		Std. Pkg. (Nos.)
			Cat. No.	M.R.P. (₹) Per Unit	Cat. No.	M.R.P. (₹) Per Unit	
DN0-100D*	16-20	36	CM9789300C20G	11100	CM9791900C20G	15600	1
	20-25		CM9789300D20G	11100	CM9791900D20G	15600	1
	25-32		CM9789300E20G	11100	CM9791900E20G	15600	1
	32-40		CM9789300F20G	11100	CM9791900F20G	15600	1
	40-50		CM9789300G20G	11100	CM9791900G20G	15600	1
	50-63		CM9789300H20G	10800	CM9791900H20G	15100	1
	63-80		CM9789300J20G	10800	CM9791900J20G	15100	1
	80-100		CM9789300K20G	10800	CM9791900K20G	15100	1
DN0-125D*	100-125		CM9068000LOOG	13400	CM9068100LOOG	17700	1
DN0-100C	16-20	25	CM9161200COOG	11400	CM9171200COOG	16100	1
	20-25		CM9161200DOOG	11400	CM9171200DOOG	16100	1
	25-32		CM9161200EOOG	11400	CM9171200EOOG	16100	1
	32-40		CM9161200FOOG	11400	CM9171200FOOG	16100	1
	40-50		CM9161200GOOG	11400	CM9171200GOOG	16100	1
	50-63		CM9161200HOOG	11100	CM9171200HOOG	15600	1
	63-80		CM9161200JOOG	11100	CM9171200JOOG	15600	1
	80-100		CM9161200KOOG	11100	CM9171200KOOG	15600	1
DN1-250C	100-125		CM9063800OLO	15800	CM9064200OLO	19300	1
	125-160		CM9063800OMO	20500	CM9064200OMO	24900	1
	160-200		CM9063800ONO	26200	CM9064200ONO	31300	1
	200-250		CM9063800OPO	30700	CM9064200OPO	35600	1

Note:

Breaking Capacity : C = 25kA, D = 36kA, N = 50kA, S = 70kA

* DN0-100D/125D : Ics= 50% Icu

** For DN0, DN1, DN3B-Short Circuit Setting: 9In

For DN1-250N (50kA) please contact nearest branch office

*** From 16A to 50A, Fixed Magnetic setting (375A)



dsine DN MCCB with Thermal - Magnetic Release

Type	Thermal Release Range (A)	Breaking Capacity Icu at 415V AC, 50Hz. (kA)	3 Pole		4 Pole		Std. Pkg. (Nos.)	
			Cat. No.	M.R.P. (₹) Per Unit	Cat. No.	M.R.P. (₹) Per Unit		
DN2-250D	100-125	36	CM9200800L10G	26600	CM9210800L10G	32900	1	
	125-160		CM9200800M10G	32900	CM9210800M10G	40600	1	
	160-200		CM9200900N10G	34100	CM9210900N10G	43600	1	
	200-250		CM9200900P10G	36400	CM9210900P10G	45000	1	
DN3B-400D	250-320		CM9840100Q00G	48300	CM9840300Q00G	58900	1	
	320-400		CM9840100R00G	48300	CM9840300R00G	58900	1	
DN3-400D	250-320		CM9400500Q10G	*	CM9410500Q10G	*	1	
	320-400		CM9400500R10G	*	CM9410500R10G	*	1	
DN3-630D	400-500		CM9400600S10G	63800	CM9410600S10G	80400	1	
	500-630		CM9400600T10G	63800	CM9410600T10G	80400	1	
DN2-250N	100-125		50	CM9200500L10G	36900	CM9210500L10G	44800	1
	125-160			CM9200500M10G	37900	CM9210500M10G	47700	1
	160-200	CM9200600N10G		38700	CM9210600N10G	48500	1	
	200-250	CM9200600P10G		39800	CM9210600P10G	49900	1	
DN3-400N	250-320	CM9400300Q10G		57300	CM9410300Q10G	71000	1	
	320-400	CM9400300R10G		57300	CM9410300R10G	71000	1	
DN3-630N	400-500	CM9400400S10G		70900	CM9410400S10G	91500	1	
	500-630	CM9400400T10G		70900	CM9410400T10G	91500	1	
DN2-250S	100-125	70##		CM9200200L10G	*	CM9210200L10G	*	1
	125-160			CM9200200M10G	*	CM9210200M10G	*	1
	160-200			CM9200300N10G	*	CM9210300N10G	*	1
	200-250			CM9200300P10G	*	CM9210300P10G	*	1
DN3-400S	250-320		CM9400100Q10G	*	CM9410100Q10G	*	1	
	320-400		CM9400100R10G	*	CM9410100R10G	*	1	
DN3-630S	400-500		CM9400200S10G	*	CM9410200S10G	*	1	
	500-630		CM9400200T10G	*	CM9410200T10G	*	1	

* Price on request

Available till stock lasts.

General Information

- › Use of phase barriers is mandatory. These are supplied along with MCCBs
- › **It is recommended to use spreader terminals for enhancing termination capacity**
- › Spreader terminals are available as accessories, unless otherwise specified against cat. nos.

Special Applications

- › dsine-DN/DU/DY MCCBs with TM release can be used for DC application (2P/3P/4P)
- › dsine-DN/DU MCCBs can be used for Capacitor back-up protection
- › For Motor back-up protection, use 'M' series of MCCBs
- › For isolator applications, use SD version (without protection release)



d sine DN MCCB with Microprocessor Release

Rating (A)	40	63	100	160	250	400	630	800	1000	1250	
Icu (kA)	DN2					DN3		DN4			
36/50/70/100	DN2					DN3		DN4			
50/70/100	DN2					DN3		DN4			

d sine DN MCCB with Microprocessor Release MTX1.0



dsine DN MTX1.0

- › Conforms to IS/IEC 60947-2
- › 40A to 1250A, 3P & 4P
- › 36kA, 50kA, 70kA and 100kA breaking capacities
- › Ics=100% Icu
- › Adjustable overload setting from 0.4 to 1.0 x In
- › Adjustable short-circuit setting from 1.5 to 8 x Ir
- › Inbuilt instantaneous Protection
- › Switchable thermal memory
- › Variable trip class
- › Front LED Indication
- › Manual & Rotary versions available
- › Wide range of accessories

Type	Release Range (A)	Breaking Capacity Icu at 415V AC, 50Hz. (kA)	3 Pole		4 Pole		Std. Pkg. (Nos.)
			Cat. No.	M.R.P. (₹) Per Unit	Cat. No.	M.R.P. (₹) Per Unit	
DN2-250D	16-40	36	CM920630000X1	42400	CM921550000X1	53200	1
	25-63		CM920710000X1	42400	CM921540000X1	53200	1
	40-100		CM920510000X1	42400	CM921530000X1	53200	1
	63-160		CM920740000X1	53500	CM921520000X1	74400	1
	100-250		CM920540000X1	55700	CM921510000X1	77100	1
	DN3-400D		160-400	CM930010000X1	68500	CM930030000X1	88700
DN3-630D	250-630	CM930050000X1	75700	CM930070000X1	100200	1	
DN2-250N	16-40	50	CM920640000X1	48300	CM921600000X1	63900	1
	25-63		CM920720000X1	48300	CM921590000X1	63900	1
	40-100		CM920520000X1	48300	CM921580000X1	63900	1
	63-160		CM920750000X1	62600	CM921570000X1	81400	1
	100-250		CM920550000X1	66900	CM921560000X1	83200	1
	DN3-400N		160-400	CM930020000X1	74900	CM930040000X1	97700
DN3-630N	250-630	CM930060000X1	82300	CM930080000X1	107300	1	
DN4-1250N	320-800	70**	CM960210000X1	108800	CM961110000X1	138300	1
	400-1000		CM960220000X1	160900	CM961120000X1	226500	1
	500-1250		CM960230000X1	200900	CM961130000X1	271700	1
DN2-250S	16-40	70**	CM920650000X1	*	CM921650000X1	*	1
	25-63		CM920730000X1	*	CM921640000X1	*	1
	40-100		CM920590000X1	*	CM921630000X1	*	1
	63-160		CM920760000X1	*	CM921620000X1	*	1
	100-250		CM920560000X1	*	CM921610000X1	*	1
DN3-400S	160-400	CM940530000X1	*	CM941530000X1	*	1	
DN3-630S	250-630	CM940790000X1	*	CM941790000X1	*	1	
DN4-1250S	320-800	70**	CM960250000X1	116600	CM961150000X1	152800	1
	400-1000		CM960260000X1	168000	CM961160000X1	247300	1
	500-1250		CM960270000X1	217500	CM961170000X1	295900	1

Note:

Available till stock lasts.

dsine DN-V Version (Icu=Ics=100kA) MCCBs are available till stock lasts.



d sine DN MCCB with Microprocessor Release MTX2.0



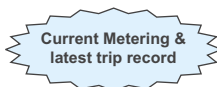
dsine DN MTX2.0

- › Conforms to IS/IEC 60947-2
- › 40A to 1250A, 3P & 4P
- › 36kA, 50kA, 70kA and 100kA breaking capacities
- › Ics=100% Icu
- › Adjustable overload setting from 0.4 to 1.0 x In
- › Adjustable short-circuit setting from 1.5 to 8 x Ir
- › Inbuilt instantaneous Protection
- › Inbuilt ground fault protection from 20%-50% of In
- › Adjustable neutral overload protection from 50% to 150% of Ir
- › Switchable thermal memory
- › Variable trip class
- › Front LED Indication
- › Panel mounted display for current metering & trip record
- › Manual & Rotary versions available
- › Wide range of accessories

Type	Release Range (A)	Breaking Capacity Icu at 415V AC, 50Hz. (kA)	3 Pole		4 Pole		Std. Pkg. (Nos.)
			Cat. No.	M.R.P. (₹) Per Unit	Cat. No.	M.R.P. (₹) Per Unit	
DN2-250D	16-40	36	CM920630000AG	72500	CM921550000AG	83400	1
	25-63		CM920710000AG	72500	CM921540000AG	83400	1
	40-100		CM920510000AG	72500	CM921530000AG	83400	1
	63-160		CM920740000AG	78800	CM921520000AG	96700	1
	100-250		CM920540000AG	79800	CM921510000AG	97900	1
DN3-400D	160-400		CM930010000AG	94400	CM930030000AG	109300	1
DN3-630D	250-630		CM930050000AG	103300	CM930070000AG	125200	1
DN2-250N	16-40	50	CM920640000AG	78800	CM921600000AG	93900	1
	25-63		CM920720000AG	78800	CM921590000AG	93900	1
	40-100		CM920520000AG	78800	CM921580000AG	93900	1
	63-160		CM920750000AG	82100	CM921570000AG	99900	1
	100-250		CM920550000AG	82800	CM921560000AG	100700	1
DN3-400N	160-400		CM930020000AG	99100	CM930040000AG	118300	1
DN3-630N	250-630		CM930060000AG	109800	CM930080000AG	141500	1
DN4-1250N	320-800		CM960210000AG	145000	CM961110000AG	172100	1
	400-1000		CM960220000AG	186700	CM961120000AG	247400	1
	500-1250		CM960230000AG	233500	CM961130000AG	302200	1
DN2-250S	16-40	70**	CM920650000AG	*	CM921650000AG	*	1
	25-63		CM920730000AG	*	CM921640000AG	*	1
	40-100		CM920590000AG	*	CM921630000AG	*	1
	63-160		CM920760000AG	*	CM921620000AG	*	1
	100-250		CM920560000AG	*	CM921610000AG	*	1
DN3-400S	160-400		CM940530000AG	*	CM941530000AG	*	1
DN3-630S	250-630		CM940790000AG	*	CM941790000AG	*	1
DN4-1250S	320-800		CM960250000AG	166900	CM961150000AG	208700	1
	400-1000		CM960260000AG	233000	CM961160000AG	303500	1
	500-1250		CM960270000AG	287100	CM961170000AG	376500	1

Accessories for MTX2.0 [8538]

Modules for MTX2.0 release	Cat. No.	M.R.P. (₹) Per Unit
Current Metering Module (Display & Metering Module)##	CM956980000	51900
Cable (2m length)##	CM011960000	2260
Power Supply Module##	CL907220000	*
UNCO Module for Status Indication & Control through communication##	CL908520000	22100



Note:

* Price on request

Available till stock lasts.

dsine DN-V Version (Icu=Ics=100kA) MCCBs are available till stock lasts.



d sine DN MCCB with Microprocessor Release MTX3.0



dsine DN MTX3.0

- › Conforms to IS/IEC 60947-2 & IEC 60947-2
- › Range: 40A to 1250A, 3P & 4P
- › Choice of 36kA / 50kA / 70kA / 100kA breaking capacities
- › Ics = 100% Icu
- › Suitable for Isolation
- › Adjustable Over Load from 0.4 - 1.0 x In
- › Adjustable Short Circuit from 1.5 - 8 x Ir with selectable time delay
- › Instantaneous protection with fine settings
- › Inbuilt ground fault protection from 10% - 50% of In
- › Adjustable neutral overload protection available : 50% to 150% of Ir
- › Advanced Current, Voltage, Frequency & Power based protections
- › Other Protections like Maximum Demand, Phase Sequence, THD etc.
- › Comprehensive Current, Power, Energy, PF, MD, THD metering
- › Provision of Thermal Memory : ON/OFF
- › Variable trip class at 1.5 Ir, 6 Ir & 7.2 Ir
- › Front LED indication of Over Load, short circuit & earth fault
- › Panel mounted display available for advanced protections & metering
- › Communication capable release
- › Manual & Rotary versions available
- › For 3 phase 4 wire system, External neutral CTs available for 3P MCCBs
- › Wide Range of snap fit Internal and External Accessories

Type	Release Range (A)	Breaking Capacity Icu at 415V AC, 50Hz. (kA)	3 Pole		4 Pole		Std. Pkg. (Nos.)
			Cat. No.	M.R.P. (₹) Per Unit	Cat. No.	M.R.P. (₹) Per Unit	
DN2-250D	16 - 40	36	CM920630000BG	*	CM921550000BG	*	1
	25 - 63		CM920710000BG		CM921540000BG		1
	40 - 100		CM920510000BG		CM921530000BG		1
	63 - 160		CM920740000BG		CM921520000BG		1
	100 - 250		CM920540000BG		CM921510000BG		1
DN3-400D	160 - 400		CM930010000BG		CM930030000BG		1
DN3-630D	250 - 630		CM930050000BG		CM930070000BG		1
DN2-250N	16 - 40	50	CM920640000BG	*	CM921600000BG	*	1
	25 - 63		CM920720000BG		CM921590000BG		1
	40 - 100		CM920520000BG		CM921580000BG		1
	63 - 160		CM920750000BG		CM921570000BG		1
	100 - 250		CM920550000BG		CM921560000BG		1
DN3-400N	160 - 400		CM930020000BG		CM930040000BG		1
DN3-630N	250 - 630		CM930060000BG		CM930080000BG		1
DN4-1250N	320 - 800		CM960210000BG		CM961110000BG		1
	400 - 1000		CM960220000BG		CM961120000BG		1
	500 - 1250		CM960230000BG		CM961130000BG		1
DN2-250S	16 - 40	70**	CM920650000BG	*	CM921650000BG	*	1
	25 - 63		CM920730000BG		CM921640000BG		1
	40 - 100		CM920590000BG		CM921630000BG		1
	63 - 160		CM920760000BG		CM921620000BG		1
	100 - 250		CM920560000BG		CM921610000BG		1
DN3-400S	160 - 400		CM940530000BG		CM941530000BG		1
DN3-630S	250 - 630		CM940790000BG		CM941790000BG		1
DN4-1250S	320 - 800		CM960250000BG		CM961150000BG		1
	400 - 1000		CM960260000BG		CM961160000BG		1
	500 - 1250		CM960270000BG		CM961170000BG		1

Accessories for MTX3.0 [8538]

Modules for MTX3.0 release	Cat. No.	M.R.P. (₹) Per Unit
Communication Module##	CM956800000	*
Voltage Module##	CM956850000	*
Display Module##	CM956760000	*
Power Supply Module##	CL907220000	*
UNCO Module for Status Indication & Control through communication##	CL908520000	22100

Note:

* Price on request

Available till stock lasts.

dsine DN-V Version (Icu=Ics=100kA) MCCBs are available till stock lasts.



d sine DN MCCBs for Motor back-up Protection##



- › Range: 32A to 630A, 50kA
- › Suitable for isolation
- › Wide Range of snap fit Internal and External Accessories

3 Pole					
Type	Current Rating (A)	Breaking Capacity Icu at 415V. AC, 50Hz. (kA)	Cat. No.	M.R.P. (₹) Per Unit	Std. Pkg. (Nos.)
DN0-100M	32	50	CM9894400EO	*	1
	40		CM9894400FO	*	1
	50		CM9894400GO	*	1
	63		CM9894400HO	*	1
	80		CM9894400JO	*	1
	100		CM9894400KO	*	1
DN1-160M	100		CM9034500KO	*	1
	125		CM9034500LO	*	1
	160		CM9034500MO	*	1
DN2-250M	200		CM9217100NOOG	*	1
	250		CM9217100POOG	*	1
DN3-400M	320		CM9451600QOOG	*	1
	400		CM9451600ROOG	*	1
DN3-630M	500		CM9451500SOOG	*	1
	630		CM9451500TOOG	*	1

* Price on request

Note:
 Please contact nearest branch office for fuseless type 2 co-ordination selection chart
 For lower HP Motors, Please select MMS. Details are given on page no.21
 dsine-DN M version MCCBs are available till stock lasts.
 ## Available till stock lasts.



Representative Application Image

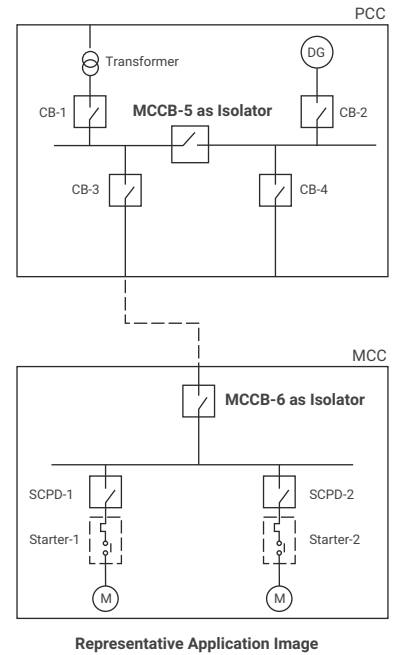


d sine DN Switch Disconnector - SD (MCCBs without protection release)



- › Used as switching devices for isolation
- › Range: 32A to 1250A, 3P & 4P
- › Suitable for isolation
- › Wide Range of snap fit Internal and External Accessories

Type	Current Rating (A)	3 Pole		4 Pole		Std. Pkg. (Nos.)
		Cat. No.	M.R.P. (₹) Per Unit	Cat. No.	M.R.P. (₹) Per Unit	
DN0-160SD	32	CM9071600EO	9540	CM9071700EO	12800	1
	63	CM9071600HO	9540	CM9071700HO	12800	1
	100	CM9071600KO	11300	CM9071700KO	14900	1
	125	CM9071600LO	12500	CM9071700LO	16600	1
	160	CM9071600MO	13500	CM9071700MO	17600	1
DN2-250SD	200	CM9681400NOOG	27100	CM9681500NOOG	36100	1
	250	CM9680200POOG	29200	CM9680300POOG	38600	1
DN3B-400SD	320	CM9841000QOOG	43100	CM9841200QOOG	55900	1
	400	CM9841000ROOG	43100	CM9841200ROOG	55900	1
DN3-630SD	500	CM9680600SOOG	48800	CM9680700SOOG	66700	1
	630	CM9680600TOOG	48800	CM9680700TOOG	66700	1
DN4-1250SD	800	CM9304100UO	97500	CM9304200UO	120100	1
	1000	CM9304100VO	129500	CM9304200VO	165800	1
	1250	CM9304100AO	171800	CM9304200AO	213000	1



Automatic Source Transfer System (ASTS)**

- › 128x80 pixel, backlit LCD screen with 4 grey levels
- › Advanced programmable I/O function
- › Management of automatic generator start/stop
- › Controls of UV, OV, phase loss, asymmetry, minimum frequency, maximum frequency, with independent enabling and time delay



Automatic Transfer Controllers (ATC) [9032]

Type	Cat. No.	M.R.P. (₹) Per Unit	Std. Pkg. (Nos.)
AuXC-2000 controller**	ATC20000000	43800	1

Can be used along with ACB, Motorised MCCBs, MCX contactors & Motorised Changeover switches

Note:
** For communication version of AuXC controller refer page no-6

2 d sine MCCBs + 2 SE-EOM + 2 ATAC + 1 MIL kit

For AuXC 2000/2100 programming videos and more details please scan the QR code or click here

Frame	Accessories	Total Set M.R.P. (₹)	Remarks
DN2	2 Nos : SEOMs with Aux + Trip Alarm Contact	*	Add MRPs of Similar 2 MCCBs of DN2 of desired no. of Poles, Breaking Cap. & Release to arrive at ASTS Solution.
DN3-400	+ 1 No. : MIL	*	Add MRPs of Similar 2 MCCBs of DN3 of desired no. of Poles, Breaking Cap. & Release to arrive at ASTS Solution.
DN3-630	+ 1 No. : AuXC2000	*	

* Price on request

Note:
Picture shown is for representation purpose only, MCCB + EOM + ATAC combination, MIL kit & AuXC-2000 to be purchased separately & assembled at site.
dsine-DN COMBO MCCBs are available till stock lasts.
For ASTS Solution in MCCB, please refer DZ range.



Accessories for DN MCCBs [8538]



Auxiliary Contact

TAC

Shunt Release

UV Release

Neutral CT

Description	Internal		
	Cat. No.	M.R.P. (₹) Per Unit	Std. Pkg. (Nos.)
Auxiliary Contact [8538]			
DN0, DN1 - 1 C/O - Right	CM978860000	1450	1
DN0, DN1 - 2 C/O - Right	CM978870000	2550	1
DN2, DN3B, DN3, DN4 - 1 C/O	CM998010000	1680	1
DN2, DN3B, DN3, DN4 - 2 C/O	CM998020000	3250	1
Trip Alarm Contact [8538]			
DN0, DN1 - 1 C/O - Right	CM978880000	1450	1
DN0, DN1 - 2 C/O - Right	CM978890000	2550	1
DN2, DN3B, DN3, DN4 - 1 C/O - Right	CM998030000	1760	1
Auxiliary 1 C/O + TAC 1 C/O [8538]			
DN0, DN1 - Right	CM978900000	2460	1
DN2, DN3B, DN3, DN4 - Right	CM998040000	3250	1
Shunt Release [8538]			
DN0, DN1 - 24V DC - Left	CM914020400	2860	1
DN0, DN1 - 110V AC - Left	CM978830A00	2860	1
DN0, DN1 - 240/415V AC - Left	CM978830M00	2860	1
DN2, DN3 - 110V DC - Left	CM998070000	5050	1
DN2, DN3B, DN3, DN4 - 110/240/415V AC, 220V DC	CM998050000	4210 [®]	1
DN2, DN3B, DN3 - 24V DC	CM989760400	4210 [®]	1
Under Voltage Release [8538]			
DN0, DN1 - 240V AC - Left	CM97892B000	4740	1
DN2, DN3B, DN3 - 240V AC - Left	CM99986B000	5860 ^{**}	1
DN4 - 240V AC - Left	CM999060000	6690 ^{**}	1

® - 'NO' of control contactor to be connected in series for DC control supply
 ** Use these UV Cat. Nos. with Grey look MCCBs only

Description	External		
	Cat. No.	M.R.P. (₹) Per Unit	Std. Pkg. (Nos.)
External Neutral CT [8504]			
DN2 - 40A	CM999460000	2730	1
DN2 - 63A	CM999470000	2730	1
DN2 - 100A	CM999480000	2730	1
DN2 - 160A	CM999490000	3920	1
DN2 - 250A	CM999500000	3920	1
DN3 - 400A	CM999540000	8010	1
DN3 - 630A	CM999550000	8010	1
DN4 - 800A	CM998890000	12300	1
DN4 - 1000A	CM998900000	12800	1
DN4 - 1250A	CM998910000	14200	1
Adaptor kit for External Neutral CT [8538]			
DN2 - 250	CM999940000	1230	Set of 2
DN3 - 400	CM999950000	2280	Set of 2
DN3 - 630	CM999970000	2480	Set of 2
DN4 - 800	CM999960000	4660	Set of 2
DN4 - 1000	CM909660000	9860	Set of 4
DN4 - 1250	CM999980000	16900	Set of 2




Direct ROM

Extended ROM

Key Lock

Description	External		
	Cat. No.	M.R.P. (₹) Per Unit	Std. Pkg. (Nos.)
Rotary Handle [8538]			
DN0 Direct ROM	CM978950000	1840	1
DN1 Direct ROM	CM980400000	1980	1
DN2 Direct ROM	CM998290000	2040	1
DN3B, DN3 Direct ROM	CM998600000	3050	1
DN0 Extended ROM	CM978960000	2390	1
DN1 Extended ROM	CM980410000	2540	1
DN2 Extended ROM	CM998300000	3070	1
DN3B, DN3 Extended ROM	CM998610000	5020	1
DN4 Extended ROM	CM998840000	6370	1
Panel door mounted Key lock for Extended ROM # [8301]			
Type 1	CM99958T0000	8480	1
Type 2	CM99958T000A	8480	1
Type 3	CM99958T000B	8480	1
Type 12	CM99958T000C	8480	1
Type 23	CM99958T000D	8480	1

- Can be used with dsine DN & DU new look extended ROM



Spreader Terminals



MIL Kit - Base Mounted

Description	External		
	Cat. No.	M.R.P. (₹) Per Unit	Std. Pkg. (Nos.)
Spreader Terminals [8538]			
DN0-100 - 3 Pole	CM977850000	640	Set of 6
DN0-125D - 3 Pole	CM9068700L0	780	Set of 6
DN1, DN2 - 250 - 3 Pole	ST980530000	2610	Set of 6
DN3B/DN3 - 400 - 3 Pole	ST980650000	4840	Set of 6
DN3-630 - 3 Pole	ST980540000	5700	Set of 6
DN4-800 - 3 Pole	CM9116100U0	12300	Set of 6
DN4-1000 - 3 Pole	CM9116100V0	17500	Set of 6
DN4-1250 - 3 Pole	CM9116100A0	48800	Set of 6
DN0-100 - 4 Pole	CM979210000	1000	Set of 8
DN0-125D - 4 Pole	CM9068800L0	1140	Set of 8
DN1, DN2 - 250 - 4 Pole	CM920070000	3460	Set of 8
DN3B/DN3-400 - 4 Pole	ST980660000	6940	Set of 8
DN3-630 - 4 Pole	CM920040000	7240	Set of 8
DN4-800 - 4 Pole	ST903620000	15800	Set of 8
DN4-1000 - 4 Pole	CM9006400V0	23100	Set of 8
DN4-1250 - 4 Pole	ST980580000	62300	Set of 8
Mechanical Interlock Kit - Base Plate [8538]			
DN2-250	CM997310000	9610	1
DN3-400	CM997320000	14700	1
DN3-630	CM998540000	15800	1
DIN rail kit [8538]			
DN0	CM909440000	220	1

Note:
Phase Barriers are supplied along with MCCBs



DU/DY MCCB Range [8536]

DU/DY with Thermal - Magnetic Release :

Rating (A)	16	20	25	32	40	50	63	80	100	125	160	200	250	320	400
Icu (kA)															
10	DY125U										DY250U1				
18	DU100D								DU125D						
25											DU250C				
30	DU100H								DU125H						
36											DU250				
50											DU400N				

DY125U MCCBs



- › Conforms to IS/IEC 60947-2, IEC 60947-2 & EN 60947-2
- › Range: 16A to 125A, 2P/3P/4P
- › Ics=100% of Icu
- › High Electrical & Mechanical life
- › Thermal Magnetic Release
- › No Load-Line Bias
- › ON-TRIP-OFF indication
- › Suitable for Isolation
- › Common SS Enclosure for 3P & 4P

Type	Current Rating (A)	Breaking Capacity Icu (kA)	2 Pole		Breaking Capacity Icu (kA)	3 Pole		4 Pole		Std. Pkg. (Nos.)
			Cat. No.	M.R.P. (₹) Per Unit		Cat. No.	M.R.P. (₹) Per Unit	Cat. No.	M.R.P. (₹) Per Unit	
DY125U	16	AC : 25kA @ 240V AC, 50 Hz/60 Hz DC : 10kA @ 250V DC (2P in series)	EM909820OBO	2640	AC : 10kA @ 415V AC, 50 Hz/60 Hz DC : 10kA @ 250V DC (3P in series)	EM909830OBO	3100	EM909840OBO	4170	1
	20		EM909820OCO	2640		EM909830OCO	3100	EM909840OCO	4170	1
	25		EM909820ODO	2640		EM909830ODO	3100	EM909840ODO	4170	1
	32		EM909820OEO	2640		EM909830OEO	3100	EM909840OEO	4170	1
	40		EM909820OFO	2640		EM909830OFO	3100	EM909840OFO	4170	1
	50		EM909820OGO	2640		EM909830OGO	3100	EM909840OGO	4170	1
	63		EM909820OHO	2560		EM909830OHO	3010	EM909840OHO	4050	1
	80		EM909820OJO▲	2820		EM909830OJO▲	3390	EM909840OJO▲	4680	1
	100		EM908120OJO	2560		EM908130OJO	3010	EM908140OJO	4050	1
			EM909820OKO▲	2820		EM909830OKO▲	3390	EM909840OKO▲	4680	1
			EM908120OKO	2560		EM908130OKO	3010	EM908140OKO	4050	1
	125		EM909820OLO▲	3940		EM909830OLO▲	4980	EM909840OLO▲	6110	1

▲- Spreader Terminals are included

Note: 2 Pole in 3 Pole frame size

Phase barriers are supplied with all MCCBs


Accessories for DY125U MCCBs [8538]



Auxiliary/Trip Alarm Contact



Shunt Release



Spreader Terminals



Direct ROM



Extended ROM

Description	Internal		
	Cat. No.	M.R.P. (₹) Per Unit	Std. Pkg. (Nos.)
Auxiliary/Trip Alarm Contact			
1C/O	EM909660000	960	1
Shunt Release			
Short Rated 110/240/415V AC	EM905200M00	1300	1
Under Voltage Release			
240V AC	EM90518B000	3910	1

Description	External		
	Cat. No.	M.R.P. (₹) Per Unit	Std. Pkg. (Nos.)
Spreader Terminals			
2 Pole (upto 100A)	CM977850002	400	Set of 4
3 Pole (upto 100A)	CM977850000	640	Set of 6
4 Pole (upto 100A)	CM979210000	1000	Set of 8
Rotary Handle			
Direct ROM	EM909690000	1850	1
Extended ROM	EM909700000	2660	1
SS Enclosure			
Size I Enclosure for 3P & 4P	CM909960000	3160	1



DU MCCB Range [8536]

3 Pole / 4 Pole MCCBs DU100D/DU125D MCCBs



- › Conforms to IS/IEC 60947-2 & IEC 60947-2
- › Range: 20A to 125A, 3P & 4P
- › Ics=100% of Icu
- › Compact size
- › Common SS Enclosure for 3P & 4P
- › Wide Range of snap fit Internal and External Accessories
- › Adjustable Overload Setting: 0.8 - 1.0 x In

Type	Thermal Release Range (A)	Breaking Capacity Icu at 415V AC 50Hz. (kA)	3 Pole		4 Pole		Std. Pkg. (Nos.)
			Cat. No.	M.R.P. (₹) Per Unit	Cat. No.	M.R.P. (₹) Per Unit	
DU100D	16-20	18	CM9051700CO	6290	CM9051800CO	7920	1
	20-25		CM9051700DO	6290	CM9051800DO	7920	1
	25-32		CM9051700EO	6290	CM9051800EO	7920	1
	32-40		CM9051700FO	6290	CM9051800FO	7920	1
	40-50		CM9051700GO	6290	CM9051800GO	7920	1
	50-63		CM9051700HO	6110	CM9051800HO	7690	1
	63-80		CM9051700JO	6110	CM9051800JO	7690	1
	80-100		CM9051700KO	6110	CM9051800KO	7690	1
DU125D	100-125		CM9067600LO	7400	CM9067700LO	9520	1

Note:
DIN rail kit available as an accessory. Please refer DU100D/DU125D accessories table.

2 Pole / 3 Pole / 4 Pole MCCBs DU100H/DU125H MCCBs



- › Conforms to IS/IEC 60947-2 & IEC 60947-2
- › Range: 20A to 125A, 2P, 3P & 4P
- › Compact size
- › Common SS Enclosure for 2P, 3P & 4P
- › Wide Range of snap fit Internal and External Accessories
- › Adjustable Overload Setting: 0.8 - 1.0 x In

Type	Thermal Release Range (A)	Breaking Capacity Icu (kA)	2 Pole		Breaking Capacity Icu at 415V AC 50Hz. (kA)	3 Pole		4 Pole		Std. Pkg. (Nos.)
			Cat. No.	M.R.P. (₹) Per Unit		Cat. No.	M.R.P. (₹) Per Unit	Cat. No.	M.R.P. (₹) Per Unit	
DU100H	16-20	AC : 65kA @ 240V AC, 50Hz DC : 15kA @ 250V DC, (2P in Series) L/R < 15 msec.	CM9789800C2	5060	30	CM9789400C2	7060	CM9793300C2	9400	1
	20-25		CM9789800D2	5060		CM9789400D2	7060	CM9793300D2	9400	1
	25-32		CM9789800E2	5060		CM9789400E2	7060	CM9793300E2	9400	1
	32-40		CM9789800F2	5060		CM9789400F2	7060	CM9793300F2	9400	1
	40-50		CM9789800G2	5060		CM9789400G2	7060	CM9793300G2	9400	1
	50-63		CM9789800H2	4910		CM9789400H2	6850	CM9793300H2	9130	1
	63-80		CM9789800J2	4910		CM9789400J2	6850	CM9793300J2	9130	1
	80-100		CM9789800K2	4910		CM9789400K2	6850	CM9793300K2	9130	1
DU125H	100-125		CM9119800LO	7620		CM9067800LO	7980	CM9067900LO	10400	1

Note: 2 Pole in 3 pole frame size

DIN rail kit available as an accessory. Please refer DU100H/DU125H accessories table.

Accessories for DU100D/DU125D/DU100H/DU125H MCCBs [8538]



Auxiliary Contact



ATAC



Shunt Release



UV Release



Spreader Terminals



Direct ROM



Extended ROM

Description	Internal		
	Cat. No.	M.R.P. (₹) Per Unit	Std. Pkg. (Nos.)
Auxiliary Contact			
1 C/O - Right	CM978860000	1450	1
2 C/O - Right	CM978870000	2550	1
Trip Alarm Contact			
1 C/O - Right	CM978880000	1450	1
2 C/O - Right	CM978890000	2550	1
Auxiliary + Trip Alarm Contact			
1 C/O + 1C/O - Right	CM978900000	2460	1
Shunt Release			
24V DC - Left	CM914020400	2860	1
110V AC - Left	CM978830A00	2860	1
240/415V AC - Left	CM978830M00	2860	1
Under Voltage Release			
240V AC - Left	CM97892B000	4740	1

Description	External		
	Cat. No.	M.R.P. (₹) Per Unit	Std. Pkg. (Nos.)
Spreader Terminals			
DU100H - 2 Pole	CM977850002	400	Set of 4
DU125H - 2 Pole	CM9119900LO	510	Set of 4
DU100D/DU100H - 3 Pole	CM977850000	640	Set of 6
DU125D/DU125H - 3 Pole	CM9068700LO	780	Set of 6
DU100D/DU100H - 4 Pole	CM979210000	1000	Set of 8
DU125D/DU125H - 4 Pole	CM9068800LO	1140	Set of 8
Rotary Handle			
DU100D/DU125D/ Direct ROM	CM978950000	1840	1
DU100H/DU125H Extended ROM	CM978960000	2390	1
DIN rail kit			
DU100D/DU125D/DU100H/DU125H	CM909440000	220	1
SS Enclosure			
Size I Enclosure	CM909960000	3160	1

Note: Phase Barriers are supplied along with all MCCBs



DU/DY MCCB Range [8536]

2 Pole / 3 Pole / 4 Pole MCCBs DY250U1/DU250C/DU250/DU400N MCCBs



- > Conforms to IS/IEC 60947-2 & IEC 60947-2
- > Range: 160A to 400A, 2P, 3P & 4P
- > Common SS Enclosure for 2P, 3P & 4P*
- > Compact size
- > Wide Range of snap fit Internal and External Accessories
- > Adjustable Overload Setting: 0.8 - 1.0 x In

Type	Thermal Release Range (A)	Breaking Capacity Icu (kA)	2 Pole		Breaking Capacity Icu (kA)	3 Pole		4 Pole		Std. Pkg. (Nos.)
			Cat. No.	M.R.P. (₹) Per Unit		Cat. No.	M.R.P. (₹) Per Unit	Cat. No.	M.R.P. (₹) Per Unit	
DY250U1	125-160	-	-	-	10	CM9819500MO▲	9200	CM9819600MO▲	11900	1
	160-200					CM9819500NO▲	10300	CM9819600NO▲	13300	1
	200-250					CM9819500PO▲	13300	CM9819600PO▲	17900	1
DU250C	125-160	-	-	-	25	CM9063100MO	10800	CM9063400MO	13800	1
	160-200					CM9063100NO	13100	CM9063400NO	16600	1
	200-250					CM9063100PO	14400	CM9063400PO	19000	1
DU250	125-160	AC : 65kA @ 240V AC, 50Hz DC : 15kA for DU250 @250V DC & 25kA for DU400N @ 250V DC, (2P in Series) L/R < 15 msec.	CM9090500MO	9410	36	CM980620000	12500	CM9806500MO	15500	1
	160-200		CM9090500NO	10900		CM980610000	15400	CM9806500NO	20800	1
	200-250		CM9090500PO	12200		CM980600000	17300	CM9806500PO	22800	1
DU400N	250-320		CM9088600QO	23000	50	CM9840200QO	26900	CM9840400QO	33000	1
	320-400		CM9088600RO	23000		CM9840200RO	26900	CM9840400RO	33000	1

▲ - Spreader Terminals are included

Note: 2 Pole in 3 Pole frame size * For DU250/DU250C

Accessories for DY250U1/DU250/DU250C MCCBs [8538]

Description	Internal		
	Cat. No.	M.R.P. (₹) Per Unit	Std. Pkg. (Nos.)
Auxiliary Contact			
1 C/O - Right	CM978860000	1450	1
2 C/O - Right	CM978870000	2550	1
Trip Alarm Contact			
1 C/O - Right	CM978880000	1450	1
2 C/O - Right	CM978890000	2550	1
Auxiliary + Trip Alarm Contact			
1 C/O + 1C/O - Right	CM978900000	2460	1
Shunt Release			
24V DC - Left	CM914020400	2860	1
110V AC - Left	CM978830A00	2860	1
240/415V AC - Left	CM978830M00	2860	1
Under Voltage Release			
240V AC - Left	CM97892B000	4740	1

Description	External		
	Cat. No.	M.R.P. (₹) Per Unit	Std. Pkg. (Nos.)
Spreader Terminals			
DU250 - 2 Pole	CM909600000	2050	Set of 4
DU250C/DU250 - 3 Pole	ST980530000	2610	Set of 6
DU250C/DU250 - 4 Pole	CM920070000	3460	Set of 8
Rotary Handle			
Direct ROM	CM980400000	1980	1
Extended ROM	CM980410000	2540	1
SS Enclosure			
Size II Enclosure	CM910030000	7260	1

Note: Phase Barriers are supplied along with all MCCBs

Accessories for DU400N MCCBs [8538]



Auxiliary Contact




TAC



Shunt Release



UV Release



Spreader Terminals



Direct ROM



Extended ROM

Description	Internal		
	Cat. No.	M.R.P. (₹) Per Unit	Std. Pkg. (Nos.)
Auxiliary Contact			
1 C/O	CM998010000	1680	1
2 C/O	CM998020000	3250	1
Trip Alarm Contact			
1 C/O - Right	CM998030000	1760	1
Auxiliary + Trip Alarm Contact			
1 C/O + 1C/O - Right	CM998040000	3250	1
Shunt Release			
110/240/415V AC, 220V DC	CM998050000	4210 [®]	1
24V DC	CM989760400	4210 [®]	1
Under Voltage Release			
240V AC - Left	CM99986B000	5860	1

Description	External		
	Cat. No.	M.R.P. (₹) Per Unit	Std. Pkg. (Nos.)
Spreader Terminals			
2 Pole	CM909640000	3170	Set of 4
3 Pole	ST980650000	4840	Set of 6
4 Pole	ST980660000	6940	Set of 8
Rotary Handle			
Direct ROM	CM998600000	3050	1
Extended ROM	CM998610000	5020	1

Note:


Phase Barriers are supplied along with all MCCBs

All internal accessories & ROMs are common for 2P MCCBs

® - 'NO' of control contactor to be connected in series for DC control supply



SS Enclosure for MCCBs [8538]



Size I & Size II Enclosures

Note:
Pictorial is for representation purpose only.
Does not include cabling. MCCB to be purchased separately.

Perfect home for your MCCB

- › Superior Aesthetics
- › Common Enclosure for 3P and 4P MCCBs
- › Generous space for cable termination
- › In-built neutral Link for TPN system
- › IK08 and IP30 Protection
- › Mounting holes for easy wall mounting
- › Louvers for better heat dissipation
- › Effortless Installation
- › Size I suitable up to 125A MCCBs, 36kA
- › Size II suitable from 160A to 250A MCCBs, 50kA

Separate cable gland box NOT required



Description	Cat. No.	M.R.P. (₹) Per Unit	Std. Pkg. (Nos.)
Size I Enclosure for DU100H/DU125H/DU100D/DU125D/DN0/DY125U	CM909960000	3160	1
Size II Enclosure for DY250U1/DU250C/DU250/DN1	CM910030000	7260	1



Easy wall Mounting



In-built Neutral Link



Better Heat Dissipation


Ground Fault Module [8538]



- › Provides protection against ground fault
- › GF Module for ground fault protection can be used with all Thermal Magnetic MCCBs
- › Adjustable ground fault sensitivity selection: 10% - 50% of In
- › Adjustable time delay: 100ms / 200ms
- › Test facility to check healthiness of ground fault protection system without tripping MCCB
- › Suitable for 3 phase 3 wire & 3 phase 4 wire electrical distribution network with cable termination
- › LED for earth fault indication

Ground Fault Protection					
Type	Range (A)	Cat. No.	M.R.P. (₹) Per Unit	CT	Std. Pkg. (Nos.)
GF1	100 - 200A	ST277450000	14400	Built in CBCT	1
GF2	200 - 400A	ST277460000	22000	Built in CBCT	1
GF11	up to 800A	ST285940000	13300*	External CT required	1

* External CTs of 5P10 class with secondary rating of 1A or 5A



Range Highlights

- > Sub Main Distribution Board (SMDB) with MCCB as incomer and MCCBs as outgoing devices
- > Conforms to IEC 61439-2
- > DEKRA and ASTA certified
- > Rating up to 630 A
- > Short-time withstand current
 - » 250A & 400A SMDB - 36 kA 1s
 - » 630A SMDB - 50 kA 1s
- > Ingress protection - IP 43
- > Choice in number of outgoing ways - 4, 8, 12 and 16
- > Ready to use, off the shelf solution
- > Suitable for [d sine](#) range of MCCBs
- > Metering & cabling extensions are available as accessories

ENERSYS-S SMDB

Description	Cat. No.	No of ways		M.R.P. (₹) Per Unit	Height (H) (mm)	Width (W) (mm)	Depth (D) (mm)
		250A	100A				
SMDB - TN250D, O/G 100A 4 ways	DA20D1044CZZ0	-	4	56450	637	670	208.5
SMDB - TN250D, O/G 100A 8 ways	DA20D1084CZZ0	-	8	68655	787	670	208.5
SMDB - TN250D, O/G 100A 12 ways	DA20D1124CZZ0	-	12	86355	937	670	208.5
SMDB - TN250D, O/G 100A 16 ways	DA20D1164CZZ0	-	16	101490	1087	670	208.5
SMDB - TN400D, O/G 100A 4 ways	DA40D1044CZZ0	-	4	63250	937	670	208.5
SMDB - TN400D, O/G 100A 8 ways	DA40D1084CZZ0	-	8	72070	1087	670	208.5
SMDB - TN400D, O/G 100A 12 ways	DA40D1124CZZ0	-	12	92670	1237	670	208.5
SMDB - TN400D, O/G 100A 16 ways	DA40D1164CZZ0	-	16	109225	1387	670	208.5
SMDB - TN630D, O/G 100A 8 ways	DA60D1084CZZ0	-	8	119500	1287	870	208.5
SMDB - TN630D, O/G 100A 12 ways	DA60D1124CZZ0	-	12	161385	1507	870	208.5
SMDB - TN630D, O/G 100A 16 ways	DA60D1164CZZ0	-	16	176900	1507	870	208.5
SMDB - TN630D, O/G 250A 4 ways	DA62D1044CZZ0	4	-	116380	1067	870	208.5
SMDB - TN630D, O/G 250A 8 ways	DA62D1084CZZ0	8	-	130345	1287	870	208.5
SMDB - TN630D, O/G 250A 12 ways	DA62D1124CZZ0	12	-	167590	1507	870	208.5
SMDB - TN630D, O/G 250A 16 ways	DA62D1164CZZ0	16	-	187765	1727	870	208.5
SMDB - TN630D, O/G COMBI 4 ways	DA6AD1044CZZ0	2	2	114055	1067	870	208.5
SMDB - TN630D, O/G COMBI 8 ways	DA6AD1084CZZ0	2	6	124140	1287	870	208.5
SMDB - TN630D, O/G COMBI 12 ways	DA6AD1124CZZ0	2	10	164485	1507	870	208.5
SMDB - TN630D, O/G COMBI 16 ways	DA6AD1164CZZ0	2	14	181550	1507	870	208.5

Incoming Device [8536]			
SMDB Type	Description	Cat. No.	M.R.P. (₹) Per Unit
TN250D*	DN1-250C 3 Pole MCCB - 160A	CM9063800MO	19740
	DN1-250C 3 Pole MCCB - 200A	CM9063800NO	25200
	DN1-250C 3 Pole MCCB - 250A	CM9063800PO	29610
TN400D	DN3-400D 3 Pole MCCB - 320A	CM9400500Q10G	*
	DN3-400D 3 Pole MCCB - 400A	CM9400500R10G	*
TN630D	DN3-630D 3 Pole MCCB - 500A	CM9400600S10G	58800
	DN3-630D 3 Pole MCCB - 630A	CM9400600T10G	58800

Note:

- > While ordering SMDB, incoming and outgoing MCCBs have to be ordered separately.
 - > Prices of MCCBs are not included in SMDB prices.
 - * TN250D - Suitable for DN1-250N, DU250 & DU250C MCCB as incomer.
- ## Price on Request.

Outgoing Device [8536]				
SMDB Type	Description	Cat. No.	M.R.P. (₹) Per Unit	
TN250D, TN400D & TN630D	DN0-100C 3 Pole MCCB - 20A	CM9161200COOG	11340	
	DN0-100C 3 Pole MCCB - 25A	CM9161200DOOG	11340	
	DN0-100C 3 Pole MCCB - 32A	CM9161200EOOG	11340	
	DN0-100C 3 Pole MCCB - 40A	CM9161200FOOG	11340	
	DN0-100C 3 Pole MCCB - 50A	CM9161200GOOG	11340	
	DN0-100C 3 Pole MCCB - 63A	CM9161200HOOG	11025	
	DN0-100C 3 Pole MCCB - 80A	CM9161200JOOG	11025	
	DN0-100C 3 Pole MCCB - 100A	CM9161200KOOG	11025	
	TN630D	DN1-250C 3 Pole MCCB - 160A	CM9063800MO	19740
		DN1-250C 3 Pole MCCB - 200A	CM9063800NO	25200
DN1-250C 3 Pole MCCB - 250A		CM9063800PO	29610	

DN0, DU100D & DU100H MCCBs are suitable as outgoing devices up to 100A
 DN1-250N, DU250 & DU250C MCCBs are suitable as outgoing devices up to 250A



Metering, Bottom Cabling & Corner Box

› Provision of 3 nos of 1-phase ammeter (96*96), 1 nos of 1-phase voltmeter (96*96) with selector switch and indicating lamps.

SMDB Type	Description	Cat. No.	M.R.P. (₹) Per Unit
TN250D & TN400D	Metering Extension Box	CM9043900PO	8715
	Bottom Cabling Box	CM904370000	8170
TN630D	Metering Extension Box	CM9106400TO	9190
	Bottom Cabling Box	CM910620000	8640
TN250D, TN400D & TN630D	Corner Box	CM910890000	3035
	Mounting base	CM702600000	4095



Note:

- › Ammeter, voltmeter, selector switch and indicating lights have to be ordered separately.
- › Mounting base to be used without bottom cabling box.

Side Cabling Box

SMDB Type	No. of Ways		Left		Right	
	250A	100A	Cat. No.	M.R.P. (₹) Per Unit	Cat. No.	M.R.P. (₹) Per Unit
TN250D	-	4	CM910850D00	8360	CM910860D00	8360
	-	8	CM910850F00	10795	CM910860F00	10795
	-	12	CM910850H00	12935	CM910860H00	12935
	-	16	CM910850K00	15100	CM910860K00	15100
TN400D	-	4	CM910870D00	12935	CM910880D00	12935
	-	8	CM910870F00	15100	CM910880F00	15100
	-	12	CM910870H00	16540	CM910880H00	16540
	-	16	CM910870K00	18690	CM910880K00	18690
TN630D	-	8	CM911200OFO	15665	CM911210OFO	15665
	-	12	CM911200OHO	18250	CM911210OHO	18250
	-	16				
	4	-	CM911200ODO	14040	CM911210ODO	14040
	8	-	CM911200OFO	15665	CM911210OFO	15665
	12	-	CM911200OHO	18250	CM911210OHO	18250
	16	-	CM911200OKO	19885	CM911210OKO	19885
	2	2	CM911200ODO	14040	CM911210ODO	14040
	2	6	CM911200OFO	15665	CM911210OFO	15665
	2	10	CM911200OHO	18250	CM911210OHO	18250
	2	14				



Introducing Lauritz Knudsen's

FIRST SERVE PROGRAM

Peace of Mind with Priority Service for our Air Circuit Breaker

Avail Exclusive Benefits Under "FIRST SERVE" Program
for Our Air Circuit Breakers in India



U-POWER
OMEGA
Air Circuit Breakers



C-POWER

Benefits

- › **Priority Service:** Enjoy expedited service for our ACB.
- › **Expert Support:** Receive guidance and technical assistance from our team.
- › **Peace of Mind:** Rest assured knowing our ACB is in good hands.

Eligibility

- › **ACB should be within the warranty period.**

To learn more about the First Serve Program or to schedule our ACB's first service visit, please contact

Customer Connect Hub
at +91-22-6932-7800



TRUSTED PARTNER FOR SUSTAINABLE AND EMERGING SOLUTIONS



U-POWER **OMEGA** Air Circuit Breakers

DIGITAL READY SOLUTION TO ENHANCE ENERGY EFFICIENCY

Highest Safety with MTX Protection and Control Unit



Full Uptime with Dual Protection Set Group



Easy Maintenance with Tool Less Arc Chute Removal



Superior Performance With Double Short Circuit Protection



Remote Monitoring & Control with Digicom Module



Advanced Protection with ERMS (Energy Reduction Maintenance Settings)



In-built Industrial Communication Protocol
(MODBUS TCP/IP - ETHERNET/MODBUS RS485/PROFIBUS)





- › Complete range conforms to IS/IEC 60947-2 & IEC 60947-2
- › Current Rating from **400A to 6300A in 3 Frame sizes** for application voltages **upto 690V AC**
- › Special ACB range available for Voltage Applications **upto 800V AC and 1000V AC[#]**
- › Available in 3 Pole/4 Pole, Manually & Electrically operated, Fixed/Draw-out version
- › Common Height & Depth across the range
- › High short time fault withstand capacity, $I_{cu} = I_{cs} = I_{cw}$ for 1 sec for total selectivity
- › High mechanical and electrical operating life
- › Neutral pole is 100% rated, option of 50% & 200% rated neutral also available
- › Available in standard NRYB & RYBN/NBYR/BYRN configurations in 4 Pole ACBs **with on-site change facility**
- › In-built Electrical & Mechanical Anti-Pumping
- › Modular & snap-fit accessories
- › Ease of on-site conversion from Fixed to Draw-out version
- › Pollution Degree 4 suitability
- › Best in Class Overlap with Bus bars
- › Break Time of 25msec
- › RoHS Compliant

Matrix Protection & Control Units:

- › Available in versions - MTX1.0/1G/1Gi/1.5G/1.5Gi, MTX3.5/3.5EC/3.5H & MTX 3.5T/MTX 3.5ET
- › Unique O-LED display for metering
- › Unique withdrawable Communication & Power metering modules
- › Dual protection curve settings & Password protection
- › Soft-rating plug for precise protection at lower load currents
- › Provision for on-load self-diagnosis of Releases & modules
- › Data communication on Modbus RTU, Modbus TCP/IP (ETHERNET), Profibus & wireless Zigbee protocols
- › Power & Harmonics measurement
- › Temperature rise monitoring & protection
- › Easy to integrate with HMI & PLC
- › Add-on modules for advance protections
- › Protection Releases conform to EMI/EMC standard




UW-MTX1G/1Gi



UW-MTX1.5G/1.5Gi



UW-MTX3.5/3.5EC/3.5H



Breaking Capacities Offered:

New Integrated MODBUS TCP/IP (ETHERNET) Communicable ACB

at 415V/440V AC (Please refer Catalogue for Breaking Capacities above 440V AC)

		I _{cu} = I _{cs} = I _{cw} for 1 sec									
Rated current		800A	1000A	1250A	1600A	2000A	2500A	3200A	4000A	5000A	6300A
Frame-1	N : 50kA										
	S : 65kA										
	H : 80kA										
		UW1-08	UW1-10	UW1-12	UW1-16	UW1-20	UW1-25				
Frame-2	N : 50kA										
	S : 65kA										
	H : 80kA										
		UW2-08	UW2-10	UW2-12	UW2-16	UW2-20	UW2-25	UW2-32	UW2-40		
Frame-3	H : 80kA										
	V : 100kA										
		UW3-08	UW3-10	UW3-12	UW3-16	UW3-20	UW3-25	UW3-32	UW3-40	UW3-50	UW3-63

Note: 400A & 630A ACBs are also available on request. # Please contact the nearest branch office for more details of 1000V AC ACBs



OMEGA ACB ordering information:

UW 1 08 N X D 1 2 9 0 0# UW1 800N 3P ED 1.5G BotV

Frame Size	
Frame - I	1
Frame - II	2
Frame - III	3

Current Ratings	
400A	04
630A	06
800A	08
1000A	10
1250A	12
1600A	16
2000A	20
2500A ⁽⁴⁾	25
3200A	32
4000A	40
5000A	50
6300A	63

Type	
Manually Operated	1
Electrically Operated	2

Version	
Draw-out	D
Fixed	F
Cradle/Fixed Part ⁽⁷⁾	C
Breaker/Moving Part	B

Selection for Termination (For Drawout ACBs Only)	
Standard Termination	0
For Top Horizontal (Long), Bottom Vertical for Fr2 & Fr3	X
For Top & Bottom Horizontal (Long) for Fr3	Y
Note: X is applicable for 4000A (Fr2 & Fr3) and 5000A (Fr3). Y is applicable for 4000A (Fr3) & 5000A (Fr3). X & Y recommended for Buscoupler only.	
For 800V AC Application	ZM
For 1000V AC Application	ZH

Temperature Rise Monitoring ⁽³⁾	
Not Required	0
Required	1

Selection for P&C Units	
B/C (w/o protection)	0
UW - MTX1.0	7
UW - MTX1G	8
UW - MTX1Gi	B
UW - MTX1.5G	9
UW - MTX1.5Gi	C
UW-MTX3.5	3
UW-MTX3.5EC ⁽⁵⁾	4
UW-MTX4.5	5
UW-MTX3.5H	6
New UW-MTX3.5T ⁽⁸⁾	D
New UW-MTX3.5ET ⁽⁸⁾	E
New UW-MTX4.5T ⁽⁸⁾	F
New UW-MTX3.5A ⁽⁶⁾	K

Selection for Breaking Capacity (Icu=Ics) ⁽¹⁾	
50kA (Fr-I upto 2000A & Fr-II upto 4000A)	N
65kA (Fr-I & Fr-II)	S
80kA (Fr-I, Fr-II & Fr-III)	H
100kA (Fr-III)	V

Selection for control voltage ⁽²⁾	
For Manually Operated	0
240V AC/DC ECD & CR + 240V AC/DC SR	1
240V AC/DC ECD & CR + 24V DC SR	2
110V AC/DC ECD & CR + 110V AC/DC SR	3
240V AC/DC ECD & CR + 110V AC/DC SR	4

Selection for No. of Poles	
3 Pole	X
4 Pole 100% N	F
4 Pole 50% N (in Fr-III only)	H
4 Pole 200% N (upto 2500A)	D

Please Note:

- (1) For Icu values please refer technical specification
- (2) Other options of control voltage are available as accessory
- (3) Temperature monitoring & protection is available only for Drawout type ACBs with MTX3.5 Series & above releases
- (4) For Fr-1, 2500A selection, please contact the nearest branch office
- (5) For system requiring 690V metering, kindly order separate Power Metering module with MTX3.5.
- (6) For MTX3.5A technical specifications please get in touch with the local sales team
- (7) For Cradle Cat Number last 5 digits shall be "00000" of any combination
- (8) MODBUS TCP/IP (Ethernet) ready ACB as an Integrated Release Offering

OMEGA ACBs are offered with following standard features

Draw-out Version:	OMEGA ACBs with UW-MTX release will have inbuilt- Current Metering (MTX 1.5G/1.5Gi/3.5 Series/4.5 Series), Common Fault Indication microswitch, 4NO+4NC Aux. contacts, Smart-racking shutter, Safety shutter assembly, Racking Handle, Door sealing frame, Pad-locking arrangement for ON/OFF button, Rating Error Preventer, Arc shield. A) For ratings upto 1600A, one side vertical terminal adaptors (Bottom) for Frame 1, 2 & 3. B) For ratings 2000A & above, both side vertical terminal adaptors (Top & Bottom) for Frames 1, 2 & 3. C) For rating 4000A and above operation counter inbuilt for Frames 2 & 3 both.
Fixed Version:	OMEGA ACBs with UW-MTX release will have inbuilt- Current Metering (MTX 1.5G/1.5Gi/3.5 Series/4.5 Series), Common Fault Indication microswitch, 4NO+4NC Aux. contacts, Door sealing frame & Pad-locking arrangement for ON/OFF push button. A) For ratings upto 1600A, one side vertical terminal adaptors (Bottom) for Frames 1, 2 & 3. B) For ratings 2000A & above, both side vertical terminal adaptors (Top & Bottom) for Frames 1, 2 & 3. C) For ratings 4000A & above, operation counter inbuilt for Frames 2 & 3 both.

Please contact the nearest branch office for more details of 800V & 1000V AC ACBs



ACBs upto 690V AC with UW-MTX1G (LSING - BCD Switches) and UW-MTX1.5G (LSING + Current Metering - BCD Switches) [8536]



Current Rating	Version	Breaking Capacity @ 415V AC	3 Pole Manual Draw-out ACB				4 Pole Manual Draw-out ACB			
			UW-MTX1G		UW-MTX1.5G		UW-MTX1G		UW-MTX1.5G	
			Cat. No.	M.R.P. (₹) Per Unit	Cat. No.	M.R.P. (₹) Per Unit	Cat. No.	M.R.P. (₹) Per Unit	Cat. No.	M.R.P. (₹) Per Unit
800A	MDO	50kA	UW108NXD01800	288000	UW108NXD01900	307400	UW108NFD01800	359700	UW108NFD01900	379100
1000A			UW110NXD01800	297700	UW110NXD01900	317100	UW110NFD01800	382600	UW110NFD01900	402000
1250A			UW112NXD01800	327900	UW112NXD01900	347300	UW112NFD01800	413700	UW112NFD01900	433100
1600A			UW116NXD01800	371600	UW116NXD01900	391000	UW116NFD01800	463500	UW116NFD01900	482900
2000A			UW120NXD01800	453500	UW120NXD01900	472900	UW120NFD01800	545400	UW120NFD01900	564800
2500A			UW225NXD01800	579600	UW225NXD01900	599000	UW225NFD01800	696900	UW225NFD01900	716300
3200A			UW232NXD01800	692800	UW232NXD01900	712200	UW232NFD01800	850600	UW232NFD01900	870000
4000A			UW240NXD01800	798300	UW240NXD01900	817700	UW240NFD01800	971100	UW240NFD01900	990500

Current Rating	Version	Breaking Capacity @ 415V AC	3 Pole Manual Fixed ACB				4 Pole Manual Fixed ACB			
			UW-MTX1G		UW-MTX1.5G		UW-MTX1G		UW-MTX1.5G	
			Cat. No.	M.R.P. (₹) Per Unit	Cat. No.	M.R.P. (₹) Per Unit	Cat. No.	M.R.P. (₹) Per Unit	Cat. No.	M.R.P. (₹) Per Unit
800A	MF	50kA	UW108NXF01800	221500	UW108NXF01900	240900	UW108NFF01800	276700	UW108NFF01900	296100
1000A			UW110NXF01800	229000	UW110NXF01900	248400	UW110NFF01800	294300	UW110NFF01900	313700
1250A			UW112NXF01800	252200	UW112NXF01900	271600	UW112NFF01800	318200	UW112NFF01900	337600
1600A			UW116NXF01800	285800	UW116NXF01900	305200	UW116NFF01800	356500	UW116NFF01900	375900
2000A			UW120NXF01800	348800	UW120NXF01900	368200	UW120NFF01800	419500	UW120NFF01900	438900
2500A			UW225NXF01800	445800	UW225NXF01900	465200	UW225NFF01800	536100	UW225NFF01900	555500
3200A			UW232NXF01800	532900	UW232NXF01900	552300	UW232NFF01800	654300	UW232NFF01900	673700
4000A			UW240NXF01800	614100	UW240NXF01900	633500	UW240NFF01800	747000	UW240NFF01900	766400

M.R.P. changes for product customization	M.R.P. (₹) Per Unit
MDO to EDO or MF to EF Conversion kit (ECD + CR + SR)	80000
Buscoupler (without protection release)	
UW-MTX1.0 (LSI - BCD Switches)	
UW-MTX1Gi (LSING + Inbuilt ZSI - BCD Switches)	
UW-MTX1.5Gi (LSING + Current Metering + Inbuilt ZSI - BCD Switches)	
UW-MTX3.5 (LSING + Current Metering) + can be upgraded for Power Metering & Communication	
UW-MTX3.5EC (LSING + Power Metering + Communication)	
UW-MTX3.5H (LSING + Power Metering + Harmonic Metering)	*
UW-MTX4.5 (LSING + Power Metering + Harmonic Metering + Communication with Touch Screen navigation + PS Module)	
PS (Auxiliary power supply module for display in No-load or OFF condition)**\$	
COM Module (MODBUS) for communication\$	
PM Module for power metering\$	
New UW-MTX3.5T (LSING + Current Metering + MODBUS TCP/IP (ETHERNET) Communication) + can be upgraded for Power Metering#	
New UW-MTX3.5ET (LSING + Power Metering + MODBUS TCP/IP (ETHERNET) Communication)#	

* Available on request

** Applicable only for MTX 1Gi, MTX 1.5Gi & MTX 3.5 Series

Integrated Release along with ACB - available as Factory-fitted option only

\$ Chapter ID [8538]



3 Pole ACBs upto 690V AC with UW-MTX1G (LSING - BCD Switches) [8536]



Current Rating	Version	3 Pole Manual Draw-out ACB with UW-MTX1G					
		S (65kA @ 415V AC)		H (80kA @ 415V AC)		V (100kA @ 415V AC)	
		Cat. No.	M.R.P. (₹) Per Unit	Cat. No.	M.R.P. (₹) Per Unit	Cat. No.	M.R.P. (₹) Per Unit
800A	MDO	UW108SXD01800	*	UW108HXD01800	*	UW308VXD01800	*
1000A		UW110SXD01800		UW110HXD01800		UW310VXD01800	
1250A		UW112SXD01800		UW112HXD01800		UW312VXD01800	
1600A		UW116SXD01800		UW116HXD01800		UW316VXD01800	
2000A		UW120SXD01800		UW120HXD01800		UW320VXD01800	
2500A		UW225SXD01800		UW225HXD01800		UW325VXD01800	
3200A		UW232SXD01800		UW232HXD01800		UW332VXD01800	
4000A		UW240SXD01800		UW240HXD01800		UW340VXD01800	
4000A		-		UW340HXD01800		UW340VXD01800	
5000A		-		UW350HXD01800		UW350VXD01800	
6300A	-	UW363HXD01800	UW363VXD01800				

3 Pole Manual Fixed ACB with UW-MTX1G							
800A	MF	UW108SXF01800	*	UW108HXF01800	*	UW308VXF01800	*
1000A		UW110SXF01800		UW110HXF01800		UW310VXF01800	
1250A		UW112SXF01800		UW112HXF01800		UW312VXF01800	
1600A		UW116SXF01800		UW116HXF01800		UW316VXF01800	
2000A		UW120SXF01800		UW120HXF01800		UW320VXF01800	
2500A		UW225SXF01800		UW225HXF01800		UW325VXF01800	
3200A		UW232SXF01800		UW232HXF01800		UW332VXF01800	
4000A		UW240SXF01800		UW240HXF01800		UW340VXF01800	
4000A		-		UW340HXF01800		UW340VXF01800	
5000A		-		UW350HXF01800		UW350VXF01800	
6300A	-	*	*				

M.R.P. changes for product customization	M.R.P. (₹) Per Unit
MDO to EDO or MF to EF Conversion kit (ECD + CR + SR)	80000
Buscoupler (without protection release)	*
UW-MTX1.0 (LSI - BCD Switches)	
UW-MTX1Gi (LSING + Inbuilt ZSI - BCD Switches)	
UW-MTX1.5G (LSING + Current Metering - BCD Switches)	
UW-MTX1.5Gi (LSING + Current Metering + Inbuilt ZSI - BCD Switches)	
UW-MTX3.5 (LSING + Current Metering) + can be upgraded for Power Metering & Communication	
UW-MTX3.5EC (LSING + Power Metering + Communication)	
UW-MTX3.5H (LSING + Power Metering + Harmonic Metering)	
UW-MTX4.5 (LSING + Power Metering + Harmonic Metering + Communication with Touch Screen navigation + PS Module)	
PS (Auxiliary power supply module for display in No-load or OFF condition)**\$	
COM Module (MODBUS) for communication\$	
PM Module for power metering\$	
NEW UW-MTX3.5T (LSING + Current Metering + MODBUS TCP/IP (ETHERNET) Communication) + can be upgraded for Power Metering#	
NEW UW-MTX3.5ET (LSING + Power Metering + MODBUS TCP/IP (ETHERNET) Communication)#	

* Available on request

** Applicable only for MTX 1Gi, MTX 1.5Gi & MTX 3.5 Series

Integrated Release along with ACB - available as Factory-fitted option only

\$ Chapter ID [8538]



4 Pole ACBs upto 690V AC with UW-MTX1G (LSING - BCD Switches) [8536]



Current Rating	Version	4 Pole Manual Draw-out ACB with UW-MTX1G						
		S (65kA @ 415V AC)		H (80kA @ 415V AC)		V (100kA @ 415V AC)		
		Cat. No.	M.R.P. (₹) Per Unit	Cat. No.	M.R.P. (₹) Per Unit	Cat. No.	M.R.P. (₹) Per Unit	
800A	MDO	UW108SFD01800	*	UW108HFD01800	*	UW308VFD01800	*	
1000A		UW110SFD01800		UW110HFD01800		UW310VFD01800		
1250A		UW112SFD01800		UW112HFD01800		UW312VFD01800		
1600A		UW116SFD01800		UW116HFD01800		UW316VFD01800		
2000A		UW120SFD01800		UW120HFD01800		UW320VFD01800		
2500A		UW225SFD01800		UW225HFD01800		UW325VFD01800		
3200A		UW232SFD01800		UW232HFD01800		UW332VFD01800		
4000A		UW240SFD01800		UW240HFD01800		UW340VFD01800		
4000A		-		-		UW340HFD01800		UW340VFD01800
5000A		-		-		UW350HFD01800		UW350VFD01800
6300A	-	-	UW363HFD01800	UW363VFD01800				

4 Pole Manual Fixed ACB with UW-MTX1G								
800A	MF	UW108SFF01800	*	UW108HFF01800	*	UW308VFF01800	*	
1000A		UW110SFF01800		UW110HFF01800		UW310VFF01800		
1250A		UW112SFF01800		UW112HFF01800		UW312VFF01800		
1600A		UW116SFF01800		UW116HFF01800		UW316VFF01800		
2000A		UW120SFF01800		UW120HFF01800		UW320VFF01800		
2500A		UW225SFF01800		UW225HFF01800		UW325VFF01800		
3200A		UW232SFF01800		UW232HFF01800		UW332VFF01800		
4000A		UW240SFF01800		UW240HFF01800		UW340VFF01800		
4000A		-		-		UW340HFF01800		UW340VFF01800
5000A		-		-		UW350HFF01800		UW350VFF01800
6300A	-	-	*	*				

* Available on request

Accessories of OMEGA Air Circuit Breakers [8538]

Terminal Adaptor configuration upto 690V AC



Draw-out ACBs Terminal Adaptors



Fixed ACBs Terminal Adaptors

Description	Cat. No.	M.R.P. (₹) Per Unit
Terminal Adaptor for Draw-out Omega ACBs		
Frame-1 400-1000A N/S/H (Vertical / Horizontal)	CL604380000	*
Frame-1 1250-2000A N/S/H (Vertical / Horizontal)	CL609630000	
Frame-1 2500A S/H (Vertical)	CL609640000	
Frame-2 400-3200A N/S/H (Vertical / Horizontal)	CL604200000	
Frame-2 4000A N/S/H (Vertical)	CL603160000	
Frame-2 4000A N/S/H (Horizontal)	CL601280000	
Frame-3 400-4000A H/V (Vertical)#	CL600730000	
Frame-3 400-4000A H/V (Horizontal-Long)	CL609660000	
Frame-3 5000A H/V (Horizontal-Long)	CL600670000	
Frame-3 5000A H/V (Vertical)#	CL609650000	
Frame-3 6300A H/V (Vertical)#		

: Please consider 4 terminal adaptors per phase.

Description	Cat. No.	M.R.P. (₹) Per Unit
Terminal Adaptor for Fixed Omega ACBs		
Frame-1 400-2000A N/S (Vertical / Horizontal)	CL609670000	*
Frame-1 400-2000A H (Vertical / Horizontal)	CL609680000	
Frame-1 2500A S/H (Vertical)	CL609760000	
Frame-2 400-2500A N/S (Vertical / Horizontal)	CL601220000	
Frame-2 400-3200A H, 3200A N/S (Vertical / Horizontal)	CL609770000	
Frame-2 4000A S/H (Vertical)	CL604170000	
Frame-3 400-4000A H/V (Vertical)#	CL604180000	
Frame-3 5000A H/V (Vertical)#	CL603470000	
Frame-3 400-5000A H/V (Horizontal-Long)	CL603730000	

: Please consider 4 terminal adaptors per phase.



800V AC ACBs with UW-MTX1G (LSING - BCD Switches) [8536]

Breaking Capacity @ 800V AC (Icu=Ics=Icw for 1s)



800V AC Manual Fixed/Draw-out ACB with UW-MTX1G										
Current Rating	Frame	Breaking Capacity @ 800V AC	3P				4P			
			Fixed		Draw-out		Fixed		Draw-out	
			Cat. No.	M.R.P. (₹) Per Unit	Cat. No.	M.R.P. (₹) Per Unit	Cat. No.	M.R.P. (₹) Per Unit	Cat. No.	M.R.P. (₹) Per Unit
800A	1	50kA	UW108NXF0180ZM	*	UW108NXD0180ZM	*	UW108NFF0180ZM	*	UW108NFD0180ZM	*
1000A			UW110NXF0180ZM		UW110NXD0180ZM		UW110NFF0180ZM		UW110NFD0180ZM	
1250A			UW112NXF0180ZM		UW112NXD0180ZM		UW112NFF0180ZM		UW112NFD0180ZM	
1600A			UW116NXF0180ZM		UW116NXD0180ZM		UW116NFF0180ZM		UW116NFD0180ZM	
2000A			UW120NXF0180ZM		UW120NXD0180ZM		UW120NFF0180ZM		UW120NFD0180ZM	
2000A	2	50kA	UW220NXF0180ZM	*	UW220NXD0180ZM	*	UW220NFF0180ZM	*	UW220NFD0180ZM	*
2500A			UW225NXF0180ZM		UW225NXD0180ZM		UW225NFF0180ZM		UW225NFD0180ZM	
3200A			UW232NXF0180ZM		UW232NXD0180ZM		UW232NFF0180ZM		UW232NFD0180ZM	
4000A			-		UW240NXD0180ZM		-		UW240NFD0180ZM	
3200A	3	50kA	UW332NXF0180ZM	*	UW332NXD0180ZM	*	UW332NFF0180ZM	*	UW332NFD0180ZM	*
4000A			UW340NXF0180ZM		UW340NXD0180ZM		UW340NFF0180ZM		UW340NFD0180ZM	
5000A			UW350NXF0180ZM		UW350NXD0180ZM		UW350NFF0180ZM		UW350NFD0180ZM	
3200A	3	65kA	UW332SXF0180ZM	*	UW332SXD0180ZM	*	UW332SFF0180ZM	*	UW332SFD0180ZM	*
4000A			UW340SXF0180ZM		UW340SXD0180ZM		UW340SFF0180ZM		UW340SFD0180ZM	
5000A			UW350SXF0180ZM		UW350SXD0180ZM		UW350SFF0180ZM		UW350SFD0180ZM	

Note: 1. Above mentioned Cat. No. of ACBs are without Terminal Adaptors. Please consider Terminal Adaptors from below table.

2. Phase-Barrier is mandatory to be used with 800V AC ACBs:

- (a) For Draw-out ACBs, Phase-Barrier is provided as standard supply along with ACBs
- (b) For Fixed ACBs, kindly consider Phase-Barrier from below table

M.R.P. changes for product customization	M.R.P. (₹) Per Unit
Buscoupler (without protection release)	
UW-MTX1.0 (LSI - BCD switch for selection)	
UW-MTX1G (LSING - BCD switch for selection)	
UW-MTX1.5G (LSING + display - BCD switch for selection)	
UW-MTX3.5 (LSING + Display + Option for other features)	*
UW-TM - Temperature Rise Module (for MTX3.5)	
MDO to EDO or MF to EF Conversion kit (ECD + CR + SR)	
COM Module (MODBUS) for communication	
PS (Auxiliary power supply module for display in No-load or OFF condition)**	

** Applicable only for MTX 1Gi, MTX 1.5Gi & MTX 3.5 Series

Terminal Adaptors for 800V ACBs [8538]

Current Rating	Frame	Fixed			Draw-out		
		Cat. No.	M.R.P. (₹) Per Unit	Qty (3P/4P)	Cat. No.	M.R.P. (₹) Per Unit	Qty (3P/4P)
630A	1	CL609670000	*	(6/8)	CL609630000	*	(6/8)
800A		CL609670000		(6/8)	CL609630000		(6/8)
1000A		CL609670000		(6/8)	CL609630000		(6/8)
1250A		CL609670000		(6/8)	CL609630000		(6/8)
1600A		CL609670000		(6/8)	CL609630000		(6/8)
2000A		CL601220000		(6/8)	CL609640000		(6/8)
2000A	2	CL609770000	*	(6/8)	CL609640000	*	(6/8)
2500A		CL603180000		(6/8)	CL609640000		(6/8)
3200A		CL604170000		(6/8)	CL604190000		(6/8)
4000A	-	-	CL604200000	(6/8)			
3200A	3	CL604180000	*	(12/16)	CL601280000	*	(12/16)
4000A		CL604180000		(12/16)	CL600670000		(12/16)
5000A		CL603470000		(12/16)	CL609650000		(12/16)



Phase-Barrier for 800V AC Fixed ACBs [8538]

Cat. No.	Type	Pole	M.R.P. (₹) Per Unit	Qty. per ACB
CL912580000	Fixed	3P		2
CL912590000	Fixed	4P	*	2

* Available on request



Accessories of OMEGA Air Circuit Breakers

Air Circuit Breakers



Operation Counter



Door Interlock



Closing Release



Shunt Release



UV Release

Description	Cat. No.	M.R.P. (₹) Per Unit
Other Accessories [8538]		
Operation Counter	CL909830000#	
Door Interlock	CL909780000	*
Electrical Position Indication (EPI)	CL958260000	
Microswitches for Indication [8536]		
Microswitch for Common Fault Indication (CFI)	CL909490000	
Microswitch for Ready To Close Indication (RTC)	CL909530000^	
Microswitch for Shunt Release	CL909510000	*
Microswitch for Undervoltage Release	CL909470000	
Microswitch for Spring Charging Indication	ST426720000	

Operation Counter inbuilt for rating 4000A to 6300A

^ Cradle SIC block CL958250000 needs to be ordered separately, If EPI not installed in same ACB



R-Lock



C-Lock

Description	Cat. No.	M.R.P. (₹) Per Unit
Mechanical Interlock using Key & Lock[§]		
R - Lock Type - 1	CL006590000	
R - Lock Type - 2	CL006600000	
R - Lock Type - 3	CL006610000	
R - Lock Type - 12	CL006620000	
R - Lock Type - 23	CL006630000	
Locking arrangement for OFF button with R - Lock (on breaker)	CL908150000	
Locking arrangement for ISO position with R - Lock (on Cradle)	CL908650000	
Locking arrangement for ANY position with R - Lock (on Cradle)	CL909270000	*
C - Lock Type - S	CL006640000	
C - Lock Type - T	CL006650000	
C - Lock Type - ST	CL006660000	
C - Lock Type - SS	CL006670000	
C - Lock Type - TT	CL006680000	
Locking arrangement for OFF button with C - Lock (on breaker)	CL908140000	
Locking arrangement for ISO position for C - Lock (on Cradle)	CL909820000	
Locking arrangement for ANY position with C - Lock (on Cradle)	CL909810000	

Note: For Mechanical Interlock using Key & Lock please order combination of Lock and Locking arrangement.

* Available on request § Only locks [8301] Locking arrangement [8538]

Description	Cat. No.	M.R.P. (₹) Per Unit
Electrical Charging Device (ECD) [8501]		
24-30V DC	CL903620000	
48/60V DC	CL903630000	
110V AC / 110-125V DC	CL903600000	*
220V AC / 200V DC	CL903640000	
240V AC / 250V DC	CL903590000	
415V AC / 400V DC	CL903610000	
Closing Release (CR) [8538]		
24-30V DC	CL908174000	
48/60V DC	CL908175000	
110V AC / 110V DC	CL90817A000	*
125/127V DC	CL908171000	
220 - 240V AC / 220 - 250V DC	CL90817B000	
415V AC	CL90817D000	
Shunt Release (SR) [8538]		
24-30V DC	CL908160400	
48/60V DC	CL908160500	
110V AC / 110V DC	CL908160A00	*
125/127V DC	CL908160100	
220 - 240V AC / 220 - 250V DC	CL908160B00	
415V AC	CL908160D00	
Under Voltage Release (UVR) with time delay (0-1-3-5 sec) [8538]		
24-30V DC	CL908184000	
48V DC	CL908185000	
110V AC / 110V DC	CL90818A000	*
240V AC / 220V DC	CL90818B000	
415V AC	CL90818D000	



Neutral CT

Description	Cat. No.	M.R.P. (₹) Per Unit
External Neutral CT for UW-MTX Releases [8504]		
Frame-1, 2 & 3 400-800A	CL007170000	
Frame-1, 2 & 3 1000-1600A	CL007180000	
Frame-1 2000-2500A	CL007190000	*
Frame-2 & 3 2000-4000A	CL007200000	
Frame-3 5000-6300A	CL007210000	

Automatic Transfer Controllers (ATC) [9032]



AuXC-2000 Controller

Type	Cat. No.	M.R.P. (₹) Per Unit	Std. Pkg. (Nos.)
AuXC-2000 controller**	ATC20000000	43800	1

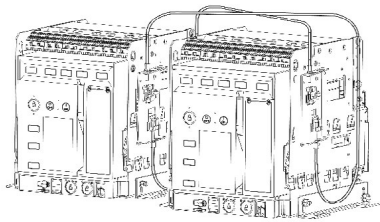
Can be used along with ACB, Motorised MCCBs, MCX contactors & Motorised Changeover switches

** Note: For communication version of AuXC controller refer page no-6



For AuXC 2000/2100 programming videos and more details please scan the QR code or click here

U-POWER
Accessories of OMEGA Air Circuit Breakers
 Air Circuit Breakers



MODBUS Module



Power Metering Module

Mechanical Interlock using Bowden Cable [8538]

Description	Cat. No.	M.R.P. (₹) Per Unit
Mechanical Interlock using Bowden Cable (5 meters length)		
Between 2 Incomers	CL906630000	*
Between 3 Incomers	CL906640000	
Between 2 Incomers & 1 Standby	CL906650000	
Between 2 Incomers & 1 Buscoupler	CL906660000	
Mechanical Interlock using Bowden Cable (3 meters length)		
Between 2 Incomers	CL906590000	*
Between 3 Incomers	CL906600000	
Between 2 Incomers & 1 Standby	CL906610000	
Between 2 Incomers & 1 Buscoupler	CL906620000	
Mechanical Interlock using Bowden Cable (2 meters length)		
Between 2 Incomers	CL908100000	*
Between 3 Incomers	CL908110000	
Between 2 Incomers & 1 Standby	CL908120000	
Between 2 Incomers & 1 Buscoupler	CL908130000	

Note: Common from 400A to 6300A and can be interlocked between Fixed / Draw-out / Mixed version

* Available on request

Description	Cat. No.	M.R.P. (₹) Per Unit
MATRIX Releases & Modules [8538]		
UW-MTX1.0	CL919660000	*
UW-MTX1G	CL919710000	
UW-MTX1Gi	CL905620000	
UW-MTX1.5G	CL919650000	
UW-MTX1.5Gi	CL905520000	
UW-MTX3.5	CL906450000	
UW-MTX3.5EC	CL906440000	
UW-MTX3.5H	CL906460000	
UW-MTX4.5	*	
New UW-MTX3.5T	#	
New UW-MTX3.5ET	#	
New UW-MTX4.5T	#	
New UW-MTX3.5A	*	
Power supply module with 2 Ports	CL907220000	
New 1A Power supply module	CL918950000	
New DigiCom Module	CL918960000	
Relay Module	CL907160000	
MODBUS Module	CL907090000	
Profibus Module	CL902950000	
Matrix Smart Card Module	CL907050000	
Power Metering Module (415V)	CL906490000	
Power Metering Module (690V)	CL906850000	
ZSI Module	CL907180000	
TCS Module	CL907190000	
EL Module	CL907200000	
REF Module	CL907210000	
Simulation Kit	CL907240000	

For Energy Management Communication Software Please contact the nearest branch office # Integrated Release along with ACB - available as Factory-fitted option only

Upgrade to the new-age OMEGA ACB
 with Minimal Modifications



Pre-Engineered Retrofit Solution
 Upgrade CNCS ACB to OMEGA ACB

Presenting the pre-engineered CNCS to OMEGA Retrofit kit

CNCS to OMEGA Retrofit kit is a pre-engineered solution which allows you to upgrade from the old CNCS ACB to the advanced OMEGA ACB - with minimal modification. All installations are done by trained Engineers from the nearest Authorised Service Centre to ensure total reliability and minimum shut-down time.

Specifications

- › ETP grade Copper links with Silver Plating
- › CNCS to OMEGA Retrofit solution is available from 800A to 3200A



For more details please scan the QR code or click here

For retrofitting of any ACB to Omega ACB please contact the nearest branch office

Customer Interaction Center (CIC)

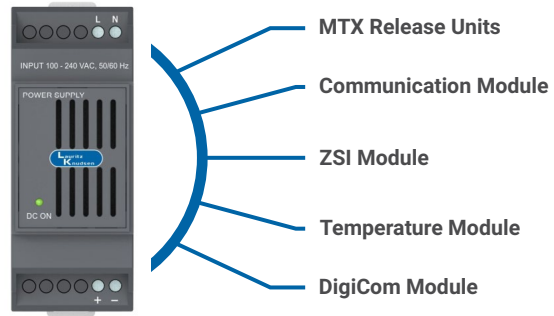
Phone no: 022-6932 7800

Web: www.LK-EA.com | e-mail: CIC@LK-EA.com



New Power Supply Module (230V AC - 24V DC 1A)

- > 100-265V AC Input Voltage
- > Regulated 24V DC Output Voltage
- > Suitability of up to 1 Amp Loading
- > Compact (2M) and Modular Design
- > Suitable for DIN Rail & Base mounting



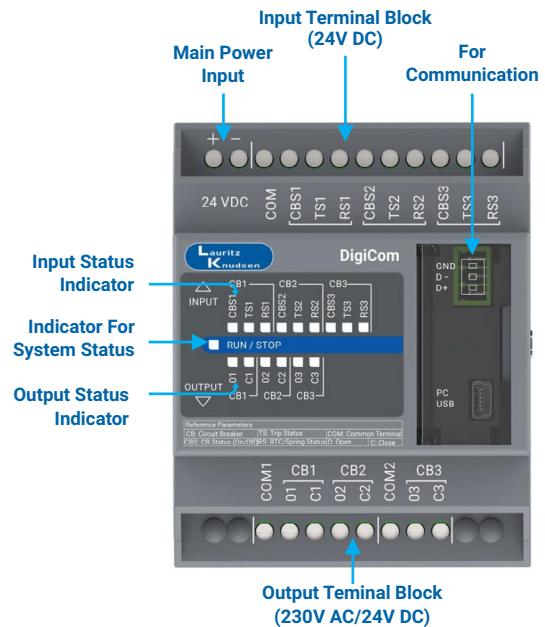
PS Module Details	Function	Module Compatibility	M.R.P. (₹) Per Unit
PS Module (CAT Code: CL918950000)	Suitable for providing regulated 24V DC Power Supply	All MTX Release Units for Powering ON, MODBUS Module, ZSI Module, Temperature Module, UN-CO Module & DigiCom Module	10400
UW-PS Module (CAT Code: CL907220000)	Suitable for providing regulated 24V DC Power Supply and Internal Communication Bus	All MTX Release Units and MTX Modules	27000

New DigiCom Module

Status Monitoring & Control of up to 3 Circuit Breakers

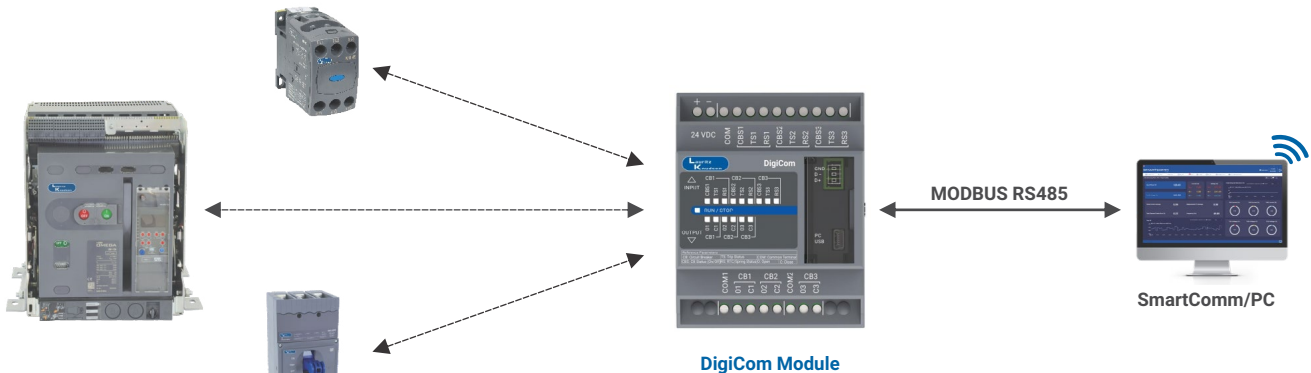
- > 3 Digital Inputs for 3 Circuit Breakers - 9 Digital Inputs
- > 2 Relay Outputs for 3 Circuit Breakers - 6 Relay Outputs
- > 24V DC Input Voltage
- > Status Monitoring & Control of up to 3 Circuit Breakers through communication over MODBUS RTU protocol with RS 485 port.
- > For optimal performance, CFI and RTC micro switches should be selected along with the ACB.

Input Status Indicator	CB1	CBS1	ON/OFF Indication for Circuit Breaker 1
		TS1	Trip status Indication for Circuit Breaker 1
		RS1	Ready spring/Ready to Close Status Indication for Circuit Breaker 1
	CB2	CBS2	ON/OFF Indication for Circuit Breaker 2
		TS2	Trip status Indication for Circuit Breaker 2
		RS2	Ready spring/Ready to Close Status Indication for Circuit Breaker 2
CB3	CBS3	ON/OFF Indication for Circuit Breaker 3	
	TS3	Trip status Indication for Circuit Breaker 3	
	RS3	Ready spring/Ready to Close Status Indication for Circuit Breaker 3	
Output Status Indicator	CB1	O1	Open Circuit Breaker 1
		C1	Close Circuit Breaker 1
	CB2	O2	Open Circuit Breaker 2
		C2	Close Circuit Breaker 2
	CB3	O3	Open Circuit Breaker 3
		C3	Close Circuit Breaker 3



DigiCom Module Details	M.R.P. (₹) Per Unit
DigiCom Module (CAT Code: CL918960000)	30700

Connection Architecture of DigiCom



C-POWER S1 Range of Air Circuit Breakers

- › Conforms to IS/IEC 60947-2 & IEC 60947-2
- › Current rating from 400A to 3200A
- › Available in 50kA & 60kA breaking capacity
- › Available in 3 Pole/4 Pole, Manually & Electrically operated, Fixed & Draw-out versions
- › High short time withstand capacity, $I_{cu} = I_{cs} = I_{cw}$ for 1 sec for total selectivity
- › High mechanical and electrical operating life
- › 100% rated neutral pole
- › Common height and depth across the range
- › Protection through Thermal - Magnetic (DN1) & Microprocessor releases (SR18G, SR18G+D & SR18Gi+D)
- › Self diagnostic Microprocessor based Releases with on-load testing through TEST button
- › Inbuilt thermal memory
- › Protection Releases conform to EMI/EMC standards
- › Breaker Status and Control through MODBUS protocol



C-POWER S1 ACB

C-POWER C Range of Air Circuit Breakers

- › Conforms to IS/IEC 60947-2 & IEC 60947-2
- › Current rating from 800A to 6300A
- › Available in 50,55,60 & 95kA breaking capacity
- › Available in 3 Pole/4 Pole, Manually & Electrically operated, Fixed & Draw-out versions
- › High short time fault withstanding capacity, $I_{cu} = I_{cs} = I_{cw}$ for 1 sec for total selectivity
- › High mechanical and electrical operating life
- › 100% rated neutral pole
- › Protection through Thermal - Magnetic (DN1) & Microprocessor releases (SR18G, SR18G+D, SR18Gi+D)
- › Self diagnostic Microprocessor based Releases with on-load testing through TEST button
- › Inbuilt thermal memory
- › Protection Releases conform to EMI/EMC standards
- › Data communication & Power Management
- › Breaker Status and Control through MODBUS protocol



C-POWER C ACB

C-POWER HE ACBs for Harsh Environment

- › Designed to operate at peak efficiency in Sulphur-rich Harsh corrosive environments
- › Range 1250A to 5000A, 415/690V ac
- › Available in 3 Pole/4 Pole, Manually & Electrically operated, Fixed and Draw-out versions
- › Protection through Microprocessor release
- › Operates reliably in 3C4 environmental conditions containing SO₂ and H₂S

Please contact the nearest branch office for Details & product Selection



C-POWER HE Range

Breaking Capacities Offered:

		I _{cu} = I _{cs} = I _{cw} for 1 sec										
		630A	800A	1000A	1250A	1600A	2000A	2500A	3200A	4000A	5000A	6300A
CN-CS : E / G		50kA	50kA	50kA	50kA	50kA	50kA					
	Frame-1											
CN-CS : S1		50kA	50kA	50kA	50kA	50kA	50kA	60kA	60kA			
	Frame-1							Frame-2				
CN-CS : C			50kA	50kA	50kA	50kA	55kA	60kA			95kA	95kA
CN-CS : H			65kA	65kA	65kA	65kA	75kA	75kA				
CN-CS : H2									75kA	75kA		
CN-CS : H / H1									100kA	100kA		
CN-CS : HE					50kA		60kA		75kA		95kA	
	Frame-1				Frame-1		Frame-2		Frame-3		Frame-4	

For technical & dimension details please refer product catalogue. 400A ACB also available on request.



C-POWER Air Circuit Breakers [8536]



C-POWER S1 3 & 4 Pole Draw-out ACBs

Rating	Breaking Capacity Icu=Ics=Icw (1 sec)	Version	Microprocessor Based SR18G				Thermal-Magnetic DN1			
			3 Pole		4 Pole		3 Pole		4 Pole	
			Cat. No.	M.R.P. (₹) Per Unit	Cat. No.	M.R.P. (₹) Per Unit	Cat. No.	M.R.P. (₹) Per Unit	Cat. No.	M.R.P. (₹) Per Unit
630A	50kA	MDO	SL96041	292600	SL96061	367000	SL95331	289600	SL95351	364000
		EDO	SL96051	360500	SL96071	434900	SL95341	357500	SL95361	431900
800A	50kA	MDO	SL96042	292600	SL96062	367000	SL95332	289600	SL95352	364000
		EDO	SL96052	360500	SL96072	434900	SL95342	357500	SL95362	431900
1000A	50kA	MDO	SL96043	304200	SL96063	384400	SL95333	301200	SL95353	381400
		EDO	SL96053	372100	SL96073	452300	SL95343	369100	SL95363	449300
1250A	50kA	MDO	SL96044	335600	SL96064	423300	SL95334	332600	SL95354	420300
		EDO	SL96054	403500	SL96074	491200	SL95344	400500	SL95364	488200
1600A	50kA	MDO	SL96045	382600	SL96065	470600	SL95335	379600	SL95355	467600
		EDO	SL96055	450500	SL96075	538500	SL95345	447500	SL95365	535500
2000A	50kA	MDO	SL96046	449400	SL96066	552000	SL95336	446400	SL95356	549000
		EDO	SL96056	517300	SL96076	619900	SL95346	514300	SL95366	616900
2500A	60kA	MDO	SL96047	555500	SL96067	669600	SL95337	552500	SL95357	666600
		EDO	SL96057	623400	SL96077	737500	SL95347	620400	SL95367	734500

Note : Add a Suffix "0000" for all the above mentioned cat. nos.

C-POWER S1 3 & 4 Pole Fixed ACBs

Rating	Breaking Capacity Icu=Ics=Icw (1 sec)	Version	Microprocessor Based SR18G				Thermal-Magnetic DN1			
			3 Pole		4 Pole		3 Pole		4 Pole	
			Cat. No.	M.R.P. (₹) Per Unit	Cat. No.	M.R.P. (₹) Per Unit	Cat. No.	M.R.P. (₹) Per Unit	Cat. No.	M.R.P. (₹) Per Unit
630A	50kA	MF	SL95561	159500	SL95581	203400	SL95481	156500	SL95501	200400
		EF	SL95571	227400	SL95591	271300	SL95491	224400	SL95511	268300
800A	50kA	MF	SL95562	159500	SL95582	203400	SL95482	156500	SL95502	200400
		EF	SL95572	227400	SL95592	271300	SL95492	224400	SL95512	268300
1000A	50kA	MF	SL95563	174200	SL95583	219900	SL95483	171200	SL95503	216900
		EF	SL95573	242100	SL95593	287800	SL95493	239100	SL95513	284800
1250A	50kA	MF	SL95564	200800	SL95584	250900	SL95484	197800	SL95504	247900
		EF	SL95574	268700	SL95594	318800	SL95494	265700	SL95514	315800
1600A	50kA	MF	SL95565	222500	SL95585	286200	SL95485	219500	SL95505	283200
		EF	SL95575	290400	SL95595	354100	SL95495	287400	SL95515	351100

Note Add a Suffix "0000" for all the above mentioned cat. nos.

M.R.P. changes for product customization w.r.t. SR18G ACB M.R.P.

	M.R.P. (₹) Per Unit
Bus - Coupler (w/o protection)	Reduce 8000
Microprocessor based SR18G+D (LSING + Current Metering)	Add 21500
Microprocessor based SR18Gi+D (LSING + Current metering + ZSI)	Add 28500

C-POWER S1 Draw-Out ACBs will have inbuilt - 2NO+2NC Aux contact for MDO & 6NO+6NC Aux contact for EDO breakers, Safety shutter assembly, Racking handle, Door sealing frame, Push-button cover & Rating error preventor.

Electrical version includes 240V AC Shunt trip coil, Closing coil and Motor for electrical charging.

C-POWER S1 Fixed ACBs will have inbuilt - 2NO+2NC Aux contact for MF & 6NO+6NC Aux contact for EF breakers, Door sealing frame & Push-button cover.

Electrical version includes 240V AC Shunt trip coil, Closing coil and Motor for electrical charging.

Note: 1 NO Aux contact in manual version & 2NO+2NC in electrical version breakers will be pre-wired with accessories mounted in breaker.

In electrically operated breaker with DN1 release, either earth fault or undervoltage protection can be used.

CN-CS-E Range 3 Pole Manual Fixed

Rating	Breaking Capacity Icu=Ics=Icw (1 sec)	Version	Thermal-Magnetic Release Type DN1	
			Cat. No.	M.R.P. (₹) Per Unit
400A	50kA	3P MF	SL957210000	103700
630A	50kA	3P MF	SL957220000	104700
800A	50kA	3P MF	SL957230000	110900
1000A	50kA	3P MF	SL957240000	113600
1250A	50kA	3P MF	SL957250000	142200
1600A	50kA	3P MF	SL957260000	149700
2000A	50kA	3P MF	SL932970000	171900



C-POWER Air Circuit Breakers [8536]



C-POWER 3 & 4 Pole Draw-out ACBs

Rating	Breaking Capacity I _{cu} =I _{cs} =I _{cw} (1 sec)	Version	Type	Microprocessor Based SR18G				Thermal-Magnetic DN1			
				3 Pole		4 Pole		3 Pole		4 Pole	
				Cat. No.	M.R.P. (₹) Per Unit	Cat. No.	M.R.P. (₹) Per Unit	Cat. No.	M.R.P. (₹) Per Unit	Cat. No.	M.R.P. (₹) Per Unit
800A	65kA	MDO	H	SL95311	518000	#	671100	#	515000	#	668100
		EDO	H	SL95321	585900	#	739000	#	582900	#	736000
1000A	65kA	MDO	H	SL95312	527500	#	713300	#	524500	#	710300
		EDO	H	SL95322	595400	#	781200	#	592400	#	778200
1250A	65kA	MDO	H	SL95313	576800	#	765000	#	573800	#	762000
		EDO	H	SL95323	644700	#	832900	#	641700	#	829900
1600A	65kA	MDO	H	SL95314	649100	#	842000	#	646100	#	839000
		EDO	H	SL95324	717000	#	909900	#	714000	#	906900
2000A	75kA	MDO	H	SL95315	717400	#	860900	#	714400	#	857900
		EDO	H	SL95325	785300	#	928800	#	782300	#	925800
2500A	75kA	MDO	H	SL95316	746800	#	909100	#	743800	#	906100
		EDO	H	SL95326	814700	#	977000	#	811700	#	974000
3200A	75kA	MDO	H2	SL94822	786900	SL94826	965800	#	*	#	*
		EDO	H2	SL94824	854800	SL94828	1033700	#	*	#	*
4000A	75kA	MDO	H2	SL94823	894300	SL94827	1117600	#	*	#	*
		EDO	H2	SL94825	962200	SL94829	1185500	#	*	#	*
5000A	95kA	MDO/EDO	C	#	*	#	*	#	*	#	*
6300A	95kA	MDO/EDO	C	#	*	#	*	#	*	#	*

Note: For higher breaking capacities & 690V AC application please contact the nearest branch office
Add a Suffix "0000" for all the above mentioned cat. nos.

C-POWER 3 & 4 Pole Manual Fixed ACBs

Rating	Breaking Capacity I _{cu} =I _{cs} =I _{cw} (1 sec)	Version	Type	Microprocessor Based SR18G				Thermal-Magnetic DN1			
				3 Pole		4 Pole		3 Pole		4 Pole	
				Cat. No.	M.R.P. (₹) Per Unit	Cat. No.	M.R.P. (₹) Per Unit	Cat. No.	M.R.P. (₹) Per Unit	Cat. No.	M.R.P. (₹) Per Unit
800A	50kA	MF	C	*				*			
1000A	50kA										
1250A	50kA										
1600A	50kA										
2000A	55kA										
2500A	60kA										
				SL97635	338600	#	439200	SL93005	335600	#	436200
				SL97636	373100	#	502900	SL93006	370100	#	499900

Note: For higher breaking capacities & 690V AC application please contact the nearest branch office
Add a Suffix "0000" for all the above mentioned cat. nos.

M.R.P. changes for product customization w.r.t. SR18G M.R.P.		M.R.P. (₹) Per Unit
Bus-Coupler (w/o protection)	Reduce	8000
Microprocessor based SR18G+D (LSING + Current Metering)	Add	21500
Microprocessor based SR18Gi+D (LSING + Current metering + ZSI)	Add	28500

C-POWER Draw-Out ACBs will have inbuilt - 6NO+6NC Aux contact, Safety shutter assembly, Racking handle, Door sealing frame, Push-button cover & Rating Error preventor. Option of horizontal & vertical termination upto 4000A also available. Operation counter for 4000A & above.
EDO version includes 240V AC Shunt trip coil, Closing coil and Motor for electrical charging.

C-POWER Fixed ACBs will have inbuilt - 6NO+6NC Aux contact, Door sealing frame & Push-button cover. Operation counter for 4000A & above.

Note: 1 NO Aux contact in manual version & 2NO+2NC in electrical version breakers will be pre-wired with accessories mounted in breaker.

In electrically operated breaker with DN1 release, either earth fault or undervoltage protection can be used.

Note: Electrical Fixed type breakers are available on request.

Available on "Made to order" basis. * Available on request



Accessories of C-POWER Air Circuit Breakers

Accessories (Common for C-POWER Family)



LTPB



LIP



Shunt Release



UV Release

Description	Cat. No.	M.R.P. (₹) Per Unit
Lockable Trip Push Button (LTPB) [8301]		
Type AA	SL93148000A	7870
Type BB	SL93148000B	7870
Type CC	SL93148000C	7870
Type DD	SL93148000D	7870
Lockable Trip Push Button kit (3 I/C & 2 B/C)	SL919360000	39400
Locking of ACB in Isolated position (LIP) [8301]		
Type A	SL93146000A	7870
Type B	SL93146000B	7870
Type C	SL93146000C	7870
Type D	SL93146000D	7870
Locking of ACB in Any position (LAP) [8301]		
Type A	SL93147000A	7870
Type B	SL93147000B	7870
Type C	SL93147000C	7870
Type D	SL93147000D	7870
Racking Interlock [8301]		
Type AA	SL93149000A	10800
Type BB	SL93149000B	10800
Type CC	SL93149000C	10800
Type DD	SL93149000D	10800
Padlock [8301]		
Racking Padlock Assembly	CL900250000	3660
Other Accessories [8538]		
Door Interlock	SL931500000	5760
Mechanical Operation Counter*	XM808370000	5710
Mounting Kit for Front Mounted Counter	SL958820000	2020
Spring Charge Indication Microswitch	SL960000000	4570

* For mounting the Operation counter, mounting kit "SL958820000" needs to be ordered separately. Operation Counter inbuilt for rating 4000A to 6300A.



Vertical Terminal Adaptor

Description & Rating	Cat. No.	M.R.P. (₹) Per Unit	Std. Pkg. (Nos.)
Vertical Terminal Adaptors for Draw out C-POWER ACB [8538]			
400-1250 S1/800-1000 C	SL932810000	9800	1
1600-2000 S1/1250-1600 C/800-1600 H	SL932820000	11900	1
2000 C	SL932840000	17600	1
2000 H/2500 C/H	SL932850000	18400	1
2500 S1	SL932890000	18400	1
3200 S1	SL932860000	22700	1
3200H2/H1, 4000H2/H	SL932880000	54800	1

Description	Cat. No.	M.R.P. (₹) Per Unit
Shunt Release (SR) [8538]		
Type EA : 24/48V DC	SL927180400	5060
Type EA : 110V DC	SL927180100	5060
Type EA : 220V DC	SL927180200	5060
Type EA1 : 110V AC	SL927180A00	5060
Type EA1 : 240V AC	SL927180B00	5060
Type EA1 : 415V AC	SL927180D00	5060
Under Voltage Release (UVR) [8538]		
Type MV : 24V DC	ST368770000	8870
Type MV : 240V AC	SL92720B000	8870
Type MV : 415V AC	SL92720D000	8870
Earth Fault Release (for DN1) [8538]		
Type EF1 (10%, 20% In)	SL913400000	7840
Type EF2 (30%, 40%, 50% In)	SL913410000	7840
Remote Fault Indication [8538]		
AN1 Remote Annunciation Module for SR18G/SR18G+D/SR18Gi+D : 240V AC	SL946540000	19000
Microswitches for Indication [8536]		
Microswitch for Voltmetric Releases (2) each	SL927030000	4870
Microswitch for Common Indication of O/L & S/C (3) each	SL927040000	4870
Microswitch for Separate Indication of O/L & S/C (3) each (for DN1 release)	SL927050000	8130
Service Position Microswitch - Right (2)	SL931420000	3290
Service Position Microswitch - Left (2)	SL931430000	3290
Test or Isolated Position Microswitch - Right (2)	SL931440000	3290
Test or Isolated Position Microswitch - Left (2)	SL931450000	3290

Note:

- The Numerical in brackets, against various accessories indicate the SICs required for wiring purpose in Draw-Out breakers
- Shunt release requires one set of auxiliary contacts
- Maximum 24 SICs can be fitted on an ACB. In Electrical ACBs 5 SICs are prewired for control circuit purpose

Features

- > Remote Status & Control of ACB
- > Communicates on MODBUS Protocol
- > Inbuilt RS485 Port

Description	Cat. No.	M.R.P. (₹) Per Unit	Std. Pkg. (Nos.)
UN-CO module for Breaker control	CL908520000**	22100	1

**Available till stock last

Protection Releases



SR18G



SR18G+D



SR18Gi+D



CT

Description	Cat. No.	M.R.P. (₹) Per Unit
Protection Releases [8538]		
Microprocessor based type SR18Gi+D	SL948130000	93700
Microprocessor based type SR18G+D	SL948120000	86700
Microprocessor based type SR18G	SL960300000	65200
Thermal-Magnetic Release type DN1	SL931520000	62200
Universal Test Kit	CL904620000	133500

Universal Test Kit

Compatible with following Lauritz Knudsen Protection Releases

- › SR protection releases of C-Power ACB family
- › UNRS protection releases of U-Power ACB family
- › MTX and RC releases of D-Sine MCCB family

Retrofit kit solutions are available

For further details please contact the nearest branch office

Description	Cat. No.	M.R.P. (₹) Per Unit	Std. Pkg. (Nos.)
CTs for SR18G / SR18G+D / SR18Gi+D [8504]			
400 S1 Fix & Draw-out	SL015230000	10900	1
630 S1 Fix & Draw-out	ST374950000	10900	1
800 C/H/S1 Fix & Draw-out	SL018570000	10900	1
1000 C/H/S1 Fix & Draw-out	SL018580000	10900	1
1250 C/H/S1 Fix & Draw-out	SL905710000	13200	1
1600 C/H/S1 Fix & Draw-out	SL905720000	13200	1
2000 C/H Fix & Draw-out	SL905650000	14500	1
2000 S1 Draw-out	SL932100000	14500	1
2500 C/H Fix & Draw-out	SL905660000	14500	1
2500 S1 Draw-out			
3200 H2/H1 Draw-out	SL017400000	16800	1
4000 H2/H Draw-out	SL017390000	19900	1

For External Neutral C.T.s please use the above Cat. No.



Protect your equipment in Sulphur-rich environments

C-POWER HE Air Circuit Breaker

- Range 1250A to 5000A, 415/690V ac
- Available in 3 Pole/4 Pole, Manually & Electrically operated, Fixed & Draw-out versions
- Protection through Microprocessor release



FN BOLTED HE Switch-Disconnecter-Fuse

- Range 32A to 630A, 415V ac, AC 23A
- TPN version suitable for Bolted Fuse Link
- Door Interlocking & Padlocking facility



Lauritz Knudsen Electrical & Automations HE range of Air Circuit Breakers (ACBs) and Switch-Disconnecter-Fuse (S-D-F) are designed to ensure that they operate at peak efficiency for their entire lifespan in harsh, Sulphur-rich Harsh corrosive environments.

For more details please scan the QR code or click here



Customer Interaction Center (CIC)

Phone no: 022-6932 7800

Web: www.LK-EA.com | e-mail: CIC@LK-EA.com

Copyright © 2015



S-LINE BUSBAR TRUNKING SYSTEM

A smart, safe and reliable solution for power distribution



KEY FEATURES



Enclosure: GI or Aluminium



UL Certified Class-F Insulation with ROHS compliance



Current Rating:
· 250A to 6300A (Aluminium)
· 400A to 6300A (Copper)



Ingress Protection up to IP66



Plug-in boxes with Safety interlocks

Now equipped with Temperature monitoring system and

Powered By
SMARTCOMM



ENGINEERED FOR ENDURANCE

Built to withstand tough conditions



LTXL CAPACITOR



Designed to operate at
Temperature upto 70°C



3 x In Over Current
withstand capacity



Highest 500 x In
Inrush current
withstand capacity.



Special Stainless
Steel Earthing pad
corrosion proof.



Glazed ceramic
bushing provided
better protection.



Enhanced Durability

Customer Interaction Center (CIC)

Phone no: 022-6932 7800

Web: www.LK-EA.com | e-mail: CIC@LK-EA.com



Power Factor Correction Capacitors [8532]

Parameters	Standard Duty		Heavy Duty		HD Plus Gas Filled	Super Heavy Duty	APP	LTXL Ultra Heavy Duty	
	Cylindrical	Box	Cylindrical	Box	Cylindrical	Cylindrical	Box	Cylindrical	Box
Over current withstand capability	1.5 x In	1.5 x In	1.8 x In	1.8 x In	2.0 x In	2.5 x In	2.5 x In	3 x In	3 x In
Operating losses	0.45 W/kVAr	0.45 W/kVAr	0.5 W/kVAr	0.5 W/kVAr	0.45 W/kVAr	0.45 W/kVAr	0.5 W/kVAr	0.45 W/kVAr	0.5 W/kVAr
Peak Inrush current withstand capability	200 x In	200 x In	250 x In	300 x In	300 x In	350 x In	300 x In	500 x In	500 x In
Number of switching operations per year	5000	5000	7500	8000	10000	15000	10000	18000	20000
Max. Temperature	55°C	55°C	55°C	55°C	55°C	65°C	55°C	65°C	70°C
Operating life	100000 hrs.	100000 hrs.	130000 hrs.	150000 hrs.	180000 hrs.	200000 hrs.	200000 hrs.	300000 hrs.	300000 hrs.

Standard Duty Capacitors

Features

- > Finger proof terminal in Cyl capacitor
- > 150% continuous current carrying capacity
- > Self-Healing property
- > Soft resin as coolant
- > Inbuilt Over Pressure Disconnecter (OPD)



Type	kVAr Rating	Voltage (V)	M.R.P. (₹) per kVAr
Cylindrical 1 to 6 kVAr - Series : LTCCF 7.5 to 33.1 kVAr - Series : LTCCD	1 to 25	440	290
	1.2 to 27.7	480	290
	1.3 to 33.1	525	290
Box 1 to 6 kVAr - Series : LTBCF 7.5 to 33.1 kVAr - Series : LTBCD	1 to 50	440	348
	11.1 to 27.7	480	348
	13.2 to 33.1	525	348

Heavy Duty Capacitors

Features

- > 180% continuous current carrying capacity
- > Finger proof terminal in Cyl capacitor
- > Self-Healing property
- > Soft resin as coolant
- > Inbuilt over pressure disconnecter (OPD)
- > Low losses



Type	kVAr Rating	Voltage (V)	M.R.P. (₹) per kVAr
Cylindrical Series: LTCCH	1 to 4	440 V	555
	5 to 15		510
	20 to 30		497
	1.2 to 4.4*	480 V	555
	5.5 to 16.6		510
	22.1 to 27.7		497
	1.3 to 5.3*	525 V	555
	6.6 to 16.6		510
	20 to 33.1		497
	20 to 33.1		497
Box Series: LTBCB	1 to 4	440 V	666
	5 to 15		576
	20 to 50		564
	5.5 to 15	480 V	576
	20 to 27.7		564
	20 to 27.7		564
	6.6 to 15	525 V	576
	20 to 33.1		564

HD Plus Gas Filled Capacitor

Features

- > High inrush current carrying capacity 300 x In
- > Inert gas as coolant (Non-flammable)
- > Finger proof terminal in Cyl capacitor
- > Self-Healing property
- > Inbuilt Over Pressure Disconnecter (OPD)
- > Long life



Type	kVAr Rating	Voltage (V)	M.R.P. (₹) per kVAr
Cylindrical Series: LTCCN	7.5 to 15	440	566
	20 & 25		526
	7.5 to 15	480	566
	20 to 30		526
	7.5 to 15	525	566
	20 to 33.1		526

* Now smaller rating also available in Heavy Duty Cylindrical



Super Heavy Duty Capacitors

Features

- > High over current withstand capacity 2.5 x In
- > High Inrush current withstand capacity 350 x In
- > Finger proof Sigut terminal in Cyl capacitor



Type	kVAR Rating	Voltage (V)	M.R.P. (₹) per kVAR
Cylindrical Series: LTCCR	3 to 5	440 V	789
	7.5 to 15		645
	20 & 25		610
	1.2 to 5.5	480 V	789
	11.1 & 15		645
	20 to 27.7		610
	1.3 to 5	525 V	789
	6.6 to 15		645
20 to 33.3	610		

APP Capacitors

Features

- > High over current withstand capacity 2.5 x In
- > High Inrush current withstand capacity 300 x In
- > Glazed ceramic bushing
- > Tinned Copper studs
- > Corrosion proof stainless steel Earthing pad



Type	kVAR Rating	Voltage (V)	M.R.P. (₹) per kVAR
Box Series: LTBCP	5 to 15	440 V	999
	20 to 50		966
	5.5 to 13.8	480 V	999
	16.6 to 55.3		966
	6.6 & 13.2	525 V	999
	16.6 to 66.2		966

LTXL - Ultra Heavy Duty Capacitors

Features

- > High over current withstand capacity 3 x In
- > High Inrush current withstand capacity 500 x In
- > Glazed ceramic bushing (In box type capacitor)
- > Lower thermal impedance
- > Designed to operate at temperature up to 70°C
- > Corrosion proof **stainless steel Earthing pad**



Ordering Information for Capacitors

Type	kVAR Rating	Voltage (V)	M.R.P. (₹) per kVAR
Cylindrical Series : LTCCU	5 to 15	440V	1509
	20 & 25		1484
	7.5 to 15	480V	1509
	20		1484
	7.5 to 15		525V
20	1484		
Box Series: LTBCU	5 to 15	440V	1680
	20 to 50		1648
	7.5 to 15	480V	1680
	20 to 30		1648
	7.5 to 15	525V	1680
	20 to 33.1		1648

C - Cylindrical, B - Box

Duty: D/F – Standard**
 H - Heavy
 N - Gas Filled
 R - Super Heavy
 P - APP
 U - Ultra Heavy

Sample ratings

kVAR Rating

- 01 - 1 kVAR
- 07 - 7.5 kVAR
- 10 - 10 kVAR
- 12 - 12.5 kVAR

Voltages:B- 440V, C-480V, M- 525V

** F - 1 to 6 kVAR. D - 7.5 kVAR & above

L T C 3 2 Catalogue Number

Capacitor Series	kVAR ratings		
	440 V	480 V	525 V
LTCCF	1, 2, 3, 4, 5, 6	1.2, 2.2, 3.3, 4.4, 5.5	1.3, 2.6, 3.9, 5.3, 6.6
LTBCF	1, 2, 3, 4, 5, 6	-	-
LTCCD/LTBCD	7.5, 8.33, 10, 12.5, 15, 20, 25, 30*	11.1, 13.8, 16.6, 22.1, 27.7	13.2, 16.6, 20, 26.5, 30, 33.1
LTCCCH	1, 2, 3, 4, 5, 7.5, 10, 12.5, 15, 20, 25, 30	1.2, 2.2, 3.3, 4.4, 5.5, 11.1, 13.8, 16.6, 22.1, 27.7	1.3, 2.6, 3.9, 5.3, 6.6, 13.2, 16.6, 20, 26.5, 30, 33.1
LTBCCH	1, 2, 3, 4, 5, 7.5, 8.33, 10, 12.5, 15, 20, 25, 30, 50	5.5, 11.1, 15, 20, 25, 27.7	6.6, 13.2, 15, 20, 25, 30, 33.1
LTCCN	7.5, 8.33, 10, 12.5, 15, 20, 25	7.5, 12.5, 15, 20, 25, 30	7.5, 12.5, 15, 20, 25, 30, 33.1
LTCCR	3, 4, 5, 7.5, 8.33, 10, 12.5, 15, 20, 25	1.2, 2.2, 3.3, 4.4, 5.5, 11.1, 15, 20, 25, 27.7	1.3, 2.6, 3.9, 5, 6.6, 13.2, 15, 20, 25, 30, 33.3
LTBCP	5, 7.5, 10, 12.5, 15, 20, 25, 50	5.5, 11.1, 13.8, 16.6, 22.1, 27.7, 55.3	6.6, 13.2, 16.6, 20, 26.5, 30, 33.1, 66.2
LTCCU	5, 7.5, 8.33, 10, 12.5, 15, 20, 25	7.5, 10, 12.5, 15, 20	7.5, 10, 12.5, 15, 20
LTBCU	5, 7.5, 8.33, 10, 12.5, 15, 20, 25, 30, 50	7.5, 10, 12.5, 15, 20, 25, 30	7.5, 12.5, 15, 20, 25, 30, 33.1


*Only LTBCD is available at 30 kVAR



Detuned Reactors, 440 V, 50 Hz [8504]

Features

- > Copper & Aluminium wound reactors
- > H-class insulation
- > Lower operating losses
- > 180% linearity*
- > Thermal cut off
- > High Quality Factor



kVAr Rating	7% Copper Reactor		7% Aluminium Reactor		14% Copper Reactor		14% Aluminium Reactor	
	Cat. No.	M.R.P. (₹) Per Unit	Cat. No.	M.R.P. (₹) Per Unit	Cat. No.	M.R.P. (₹) Per Unit	Cat. No.	M.R.P. (₹) Per Unit
1	LTFR0701B2	15821	LTAL0701B2	9733	LTFR1401B2	30755	LTAL1401B2	16062
2	LTFR0702B2	17277	LTAL0702B2	10616	LTFR1402B2	33528	LTAL1402B2	17493
3	LTFR0703B2	19585	LTAL0703B2	12024	LTFR1403B2	38025	LTAL1403B2	19821
4	LTFR0704B2	20817	LTAL0704B2	12783	LTFR1404B2	40427	LTAL1404B2	21085
5	LTFR0705B2	23373	LTAL0705B2	13822	LTFR1405B2	43710	LTAL1405B2	24124
10	LTFR0710B2	31927	LTAL0710B2	19617	LTFR1410B2	61958	LTAL1410B2	34314
12.5	LTFR0712B2	36028	LTAL0712B2	21936	LTFR1412B2	67971	LTAL1412B2	39308
15	LTFR0715B2	41851	LTAL0715B2	26320	LTFR1415B2	74783	LTAL1415B2	46966
20	LTFR0720B2	46350	LTAL0720B2	29294	LTFR1420B2	86616	LTAL1420B2	53387
25	LTFR0725B2	47256	LTAL0725B2	29857	LTFR1425B2	95122	LTAL1425B2	54818
50	LTFR0750B2	79216	LTAL0750B2	46489	LTFR1450B2	153681	LTAL1450B2	77441
75	LTFR0775B2	117745	LTAL0775B2	68475	LTFR1475B2	222318	LTAL1475B2	115138
100	LTFR0700B2	153209	LTAL0700B2	94093	LTFR1400B2	297019	LTAL1400B2	155251

* Prices of 200% linearity reactors are available on request.

For industries with High Voltage Harmonics, **special solutions** are available on request. Contact your nearest sales office for the customised solutions.




Selection of capacitors for detuned harmonic filter application


Step Size & 440 V Reactor rating (kVAr)	With 7% detuned reactor			With 14% detuned reactor		
	Capacitor series	480 V Capacitor (kVAr)	525 V Capacitor (kVAr)	Capacitor series	525 V Capacitor (kVAr)	
1	LTCCF, LTCCH, LTCCR	1.2	1.3	LTCCF, LTCCH, LTCCR	1.3	
2	LTCCF, LTCCH, LTCCR	2.2	2.6	LTCCF, LTCCH, LTCCR	2.6	
3	LTCCF, LTCCH, LTCCR	3.3	3.9	LTCCF, LTCCH, LTCCR	3.9	
4	LTCCF, LTCCH	4.4	5.3	LTCCF, LTCCH	5.3	
	LTCCR		5	LTCCR	5	
5	LTCCF, LTCCH, LTCCR, LTBCB, LTBCP	5.5	6.6	LTCCF, LTCCH, LTCCR, LTBCB, LTBCP	6.6	
	LTCCN, LTCCU, LTBCU	7.5	7.5	LTCCN, LTCCU, LTBCU	7.5	
10	LTCCD, LTCCH, LTCCR, LTBCD, LTBCB, LTBCP	11.1	13.2	LTCCD, LTCCH, LTCCR, LTBCD, LTBCB, LTBCP	13.2	
	LTCCN, LTCCU, LTBCU	12.5	12.5	LTCCN, LTCCU, LTBCU	12.5	
12.5	LTCCN, LTCCR, LTCCU, LTBCB, LTBCU	15	15	LTCCN, LTCCR, LTCCU, LTBCB, LTBCU	15	
	LTCCD, LTCCH, LTBCD, LTBCP	13.8	16.6	LTCCD, LTCCH, LTBCD, LTBCP	16.6	
15	LTCCN, LTCCR, LTCCU, LTBCB, LTBCU	20	20	LTCCD, LTCCN, LTCCH, LTCCR, LTCCU, LTBCD, LTBCB, LTBCP, LTBCU	20	
	LTCCD, LTCCH, LTBCD, LTBCP	16.6				
20	LTCCN, LTCCR, LTBCB, LTBCU	25	25	LTCCN, LTCCR, LTBCB, LTBCU	25	
	LTCCD, LTCCH, LTBCD, LTBCP	22.1	26.5	LTCCD, LTCCH, LTBCD, LTBCP	26.5	
	LTCCU	7.5 + 15	2 x 12.5	LTCCU	2x12.5	
25	LTCCD, LTCCH, LTCCR, LTBCD, LTBCB, LTBCP	27.7	33.1	LTCCD, LTCCN, LTCCH, LTCCR, LTBCD, LTBCB, LTBCP, LTBCU	30	
	LTBCU, LTCCN	30				
	LTCCU	12.5 + 15		15 + 20	LTCCU	(10+20)
50	LTCCD, LTCCH, LTCCR, LTBCD, LTBCB	2 x 27.7	2 x 33.1	LTCCD, LTCCN, LTCCH, LTCCR, LTBCD, LTBCB, LTBCP, LTBCU	2 x 30	
	LTBCU, LTCCN	2 x 30				
	LTCCU	2 x (12.5 + 15)		2 x (15 + 20)	LTCCU	3 x 20
	LTBCP	55.3		66.2		
75	LTCCD, LTCCH, LTCCR, LTBCD, LTBCB	3 x 27.7	3 x 33.1	LTCCD, LTCCN, LTCCH, LTCCR, LTBCD, LTBCB, LTBCP, LTBCU	3 x 30	
	LTBCU, LTCCN	3 x 30				
	LTCCU	3 x (12.5 + 15)		3 x (15 + 20)	LTCCU	(4 x 20) + 10
	LTBCP	27.7 + 55.3		33.1 + 66.2		
100	LTCCD, LTCCH, LTCCR, LTBCD, LTBCB, LTBCP	4 x 27.7	4 x 33.1	LTCCD, LTCCN, LTCCH, LTCCR, LTBCD, LTBCB, LTBCP, LTBCU	4 x 30	
	LTBCU, LTCCN	4 x 30				
	LTCCU	4 x (12.5 + 15)		4 x (15 + 20)	LTCCU	6 x 20
	LTBCP	2 x 55.3		2 x 66.2		



FAST. SILENT. LIMITLESS SWITCHING.

Dynamic Power Factor Correction engineered for rapidly fluctuating industrial loads.

-  5 ms response
-  Zero transients
-  Extended capacitor life



TSM

Power Quality Solutions

Capacitor Duty Contactors - Type MO C [8536]

Features

- › Conforms to IS / IEC 60947-4-1 & IEC 60947-4-1
- › Delatching type early make contacts
- › Separate termination for damping resistors
- › Encapsulated damping resistor assembly
- › Common coil for 50 & 60Hz application
- › Low pick-up VA consumption
- › **RoHS** compliant



Size	kVAr Rating @ 440V, 3Ph, 50Hz	Type	Built-in Auxiliary Contacts	Cat. No.	M.R.P. (₹) Per Unit	Std. Pkg. (Nos.)
Fr 1	3	MO C3	1NO	CS96146	3110	1
	5	MO C5	1NO	CS96127	3300	1
	8.5	MO C8.5	1NO	CS96320	4100	1
	10	MO C10	1NO	CS96156	4270	1
	12.5	MO C12.5	1NO	CS96321	4500	1
	15	MO C15	1NO	CS90019	5970	1
	20	MO C20	1NO	CS90021	6760	1
	25	MO C25▲	1NO	CS96322	7340	1
Fr 2	30	MO C30 [§]	1NO	CS96148	11300	1
	40	MO C40	1NO	CS96147	18910	1
	50	MO C50	1NO	CS96324	21220	1
Fr 3	60	MO C60 [§]	1NO	CS96149	22450	1
	75	MO C75	1NO	CS96150	27080	1
	85	MO C85	1NO	CS96157	28390	1
	100	MO C100 [§]	1NO	CS96158	28950	1

Thyristor Switching Module, 440V 50Hz [8538] New

Features

- › High Peak Inverse Voltage (PIV) - 2.2 kV
- › Inbuilt control supply voltage
- › Auto thermal cut off
- › LEDs for various status/fault indications
- › Ambient Temperature -10° C to 55° C
- › No moving parts
- › On-site self test logic
- › Low operating losses
- › 2 Nos Aux Contact outputs for fault and status



kVAr Rating	Cat. No.	M.R.P. (₹) Per Unit
10	CS920490000	30223
25	CS920500000	43112
50	CS920510000	49379

Note (TSM): Above prices include Quick Discharge Resistors (QDR)

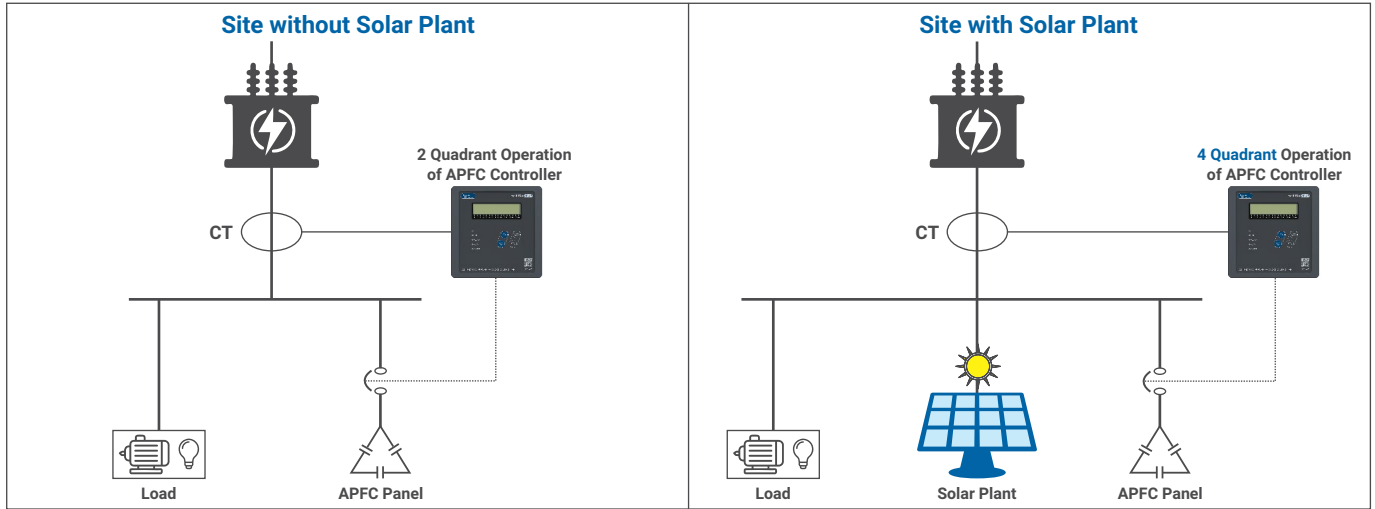
Note (MOC):

- 1) For ordering add-on aux. contact block, please refer page No. 8
- 2) For ordering suffix, please refer page No.10
- 3) For ordering spare coils, please refer page No. 11
- 4) Standard coil voltage : 240V, 50/60 Hz
- 5) For ordering MO C surge suppressor, please refer page No. 9

- ▲ If using 16 sq mm cable use of spreader link kit is mandatory
- ▲ For ordering spreader link kit, Please refer page No.9
- § Spreader link along with phase barrier included in packing



etaSMART and etaULTRA Controllers are compatible for Sites with or without a Solar plant.



Enable 4 Quadrant setting in etaSMART and etaULTRA for site with Solar Plant.

etaULTRA - APFC Controller - 3 CT inputs

Features

- > 3 Phase Current and Voltage measurement
- > PF display - 3 Digit after decimal
- > Individual harmonics measurement up to 31st order
- > Dual PF setting for Mains - DG application
- > Communication through Inbuilt MODBUS RS-485 Protocol
- > Suitable for LT as well as HT side sensing

Cascading (Master - Slave configuration) for APFC panel with more than 16 steps



4 Quadrant Operation suitable for Solar Powered installations

Model Name	No. of steps (For Contactor switching)	No. of steps (For Thyristor switching)	Voltage Input	Cat No.	Size	M.R.P. (₹) Per Unit
etaULTRA 8R	8	0	110 / 415 V	CS910500000	144 x 144	29000
etaULTRA 16R	16	0		CS910510000		38900
etaULTRA 14T+2R	2	14		CS910530000		38900
etaULTRA 8T+8R	8	8		CS910540000		38900

Last Two Contacts can be programmed for Capacitor Switching / Alarm Function / Fan Control

etaSMART - APFC Controller - 1 CT input

Features

- > Simple and Smart Controller
- > Auto programming function available
- > CT secondary - 1 / 5 Amp site selectable
- > Measurement of Total harmonics distortion of current and voltage up to 13th order harmonics



4 Quadrant Operation suitable for Solar Powered installations

etaSMART T - APFC Controller for Thyristor Switching with 1 CT input

No. of steps (for Thyristor switching)	Size	Cat. No.	Single CT input	Voltage Input	M.R.P. (₹) Per Unit
8	144x144	CS916140000	1/ 5 Amp	415 V	23300
12	144x144	CS916150000			29000
15	144x144	CS916160000			33900

One separate relay contact is available for Alarm

etaSMART R - APFC controller for Contactor switching with 1 CT input

No. of steps (For Contactor Switching)	Size	Cat. No.	Single CT input	Voltage Input	M.R.P. (₹) Per Unit
4	96 x 96	CS908840000	1/ 5 Amp	415 V	11600
6	96 x 96	CS908850000			13200
8	96 x 96	CS909020000			15550
12	144 x 144	CS909030000			24600
14	144 x 144	CS909040000			30400
16	144 x 144	CS909050000			33100

Last Two Contacts can be Programmed for Capacitor Switching / Alarm Function / Fan Control



Power Factor Perfected, Harmonics Mitigated

ASVG & AHF

Experience the next generation of power quality solutions. Our Advanced Static VAR Generator (ASVG) & Active Harmonic Filter (AHF) Modules dynamically corrects power factor for varying loads and mitigates harmonic in the system, resulting in improved system performance and a longer equipment lifespan. ASVG & AHF Modules compatibility with Hybrid controller enables true hybrid solutions, offering greater control and flexibility.



Ultra-High Speed compensation using IGBT



Dynamic Stepless Power Factor Correction



Harmonic Mitigation

Advanced Static VAR Generator (ASVG) [8504] New

ASVG Features

- › Dynamic Stepless PF correction, Load balancing & Harmonic Mitigation
- › Suitable for DPF & TPF improvement
- › Harmonic Mitigation up to 15th Order
- › Fast response time of 50 µsec
- › Scalable architecture for future expansion
- › Lower thermal losses
- › Communicable – Inbuilt MODBUS RS485 Protocol
- › Wall mount/ Rack Mount Modules
- › True Hybrid Solution Compatibility

Hybrid controller

- › Intuitive Touchscreen display
- › Easy installation & programming
- › 18 Ports to connect Capacitor banks (Thyristor & Cap. duty Contactor Switching)
- › Alarm and Event Management
- › Bar Chart Visualization



kVar Rating	3P3W ASVG (415 V, -25%+15%)		3P4W ASVG (415 V, -25%+10%)	
	Cat. No.	M.R.P. (₹) Per Unit	Cat. No.	M.R.P. (₹) Per Unit
30	ASVG0030H3WD2*	On Request	ASVG0030H4WD2*	On Request
50	ASVG0050H3WD2*		ASVG0050H4WD2*	
100	ASVG0100H3WD2*		ASVG0100H4WD2*	
150	ASVG0150H3WD2*		ASVG0150H4WD2*	
30	ASVG0030N3RD2		ASVG0030N4RD2	
50	ASVG0050N3RD2		ASVG0050N4RD2	
100	ASVG0100N3RD2	ASVG0100N4RD2		
150	ASVG0150N3RD2	ASVG0150N4RD2		
Hybrid Controller / HMI				
	18 Stage Relay O/P	ASVGH18R00T		On Request
	18 Stage Thyristor O/P	ASVGH00R18T		
	9 Stage Relay 9 Stage Thyristor O/P	ASVGH09R09T		
	7 Inch HMI	ASVGHMI007		

* ASVG module with inbuilt HMI



Active Harmonic Filter (AHF) [8543]



ACTIVE HARMONIC FILTER - MODULE New

Features

- › Reduces THD within IEEE - 519 limits
- › Harmonic Mitigation, Dynamic Stepless PF correction & Load balancing
- › Advanced 3 Level Inverter topology
- › Harmonic Mitigation up to 51st Order
- › Fast response time of 50 µsec
- › Lower thermal losses
- › Scalable architecture for future expansion
- › Communicable – Inbuilt MODBUS RS485 Protocol
- › Wall mount/ Rack Mount Modules
- › True Hybrid Solution Compatibility

ACTIVE HARMONIC FILTER

Features

- › Reduces THD within IEEE - 519 limits
- › Harmonic mitigation up to 50th Order
- › Harmonic Mitigation, Dynamic Stepless PF correction & Load balancing
- › With complete panel enclosure
- › Up to 1000 Amp in a single enclosure
- › Customizable to withstand in extreme environment
- › Communicable – Inbuilt MODBUS RS485 Protocol
- › Modular Design allowing for future expansion
- › Ease of Monitoring using Touch Screen HMI
- › Fully Customized as per site condition**

Contact your nearest sales office for customized solution.

Ampere Rating	3P3W AHF (415 V,-25%+15%)		3P4W AHF (415 V,-25%+10%)			
	Cat. No.*	M.R.P. (₹) Per Unit	Cat. No.*	M.R.P. (₹) Per Unit		
30	AHF0030H3WD2*	On Request	AHF0030H4WD2*	On Request		
50	AHF0050H3WD2*		AHF0050H4WD2*			
100	AHF0100H3WD2*		AHF0100H4WD2*			
150	AHF0150H3WD2*		AHF0150H4WD2*			
30	AHF0030N3RD2		AHF0030N4RD2			
50	AHF0050N3RD2		AHF0050N4RD2			
100	AHF0100N3RD2		AHF0100N4RD2			
150	AHF0150N3RD2		AHF0150N4RD2			
Hybrid Controller / HMI						
18 Stage Relay O/P			AHFHC18R00T		On Request	
18 Stage Thyristor O/P		AHFHC00R18T				
9 Stage Relay 9 Stage Thyristor O/P		AHFHC09R09T				
7 Inch HMI		AHFHMI007				

* AHF module with inbuilt HMI

Ampere Rating	3 Phase 3 wire AHF Without Neutral Compensation		3 Phase 4 wire AHF With Neutral Compensation	
	Cat. No.*	M.R.P. (₹) Per Unit	Cat. No.*	M.R.P. (₹) Per Unit
30	AHF030431D2	On Request	AHF030441D2	On Request
60	AHF060431D2		AHF060441D2	
100	AHF100431D2		AHF100441D2	
125	AHF125433D2		AHF125443D2	
150	AHF150433D2		AHF150443D2	
200	AHF200433D2		AHF200443D2	
250	AHF250433D2		AHF250443D2	
300	AHF300433D2		AHF300443D2	
400	AHF400433D2		AHF400443D2	
500	AHF500433D2		-	
600	AHF600433D2	-		
750	AHF750433D2	-		
1000	AHF000433D2	-		

*Standard CAT No. Configuration Cable Entry – Top/Cable Alley

Customisable options available
 IP Class – IP 40/IP 42/IP 54
 Conformal Coating - (3C3)



INTRODUCING etaSYS HYBRID APFC PANEL



BUILT FOR TOTAL ACCOUNTABILITY.

©2026. ALL RIGHTS RESERVED.

- 

Designed for 'Low Life-Cycle Cost'
- 

Integrated OEM Ecosystem
- 

Intelligent Thermal Management
- 

Optimised Total Cost of Ownership (TCO)
- 

Unified Hybrid Control Systems
- 

Smart Panels for Real-Time Monitoring and Analytics

* Note: Hybrid Panel Combination - ASVG + APFC & AHF + APFC

Suggested Step Ratings for APFC Panels

Panel Rating (kVAr)	Physical Step Size (kVAr)	No. of Physical Steps	Electrical Steps (All Possible Combination of Physical Steps)	No. of Electrical Steps
10	4+3+2+1	4	1,2,3,4...8,9,10	10
15	5+4+3+2+1	5	1,2,3,4...13,14,15	15
20	10+5+2x2+1	5	1,2,3,4...18,19,20	20
25	15+5+2x2+1	5	1,2,3,4...23,24,25	20
30	15+10+2x2+1	5	1,2,3,4...28,29,30	22
35	20+10+2x2+1	5	1,2,3,4...33,34,35	23
40	20+10+5+3+2	5	2,3,5,7...35,37,38,40	24
45	25+10+5+3+2	5	2,3,5,7...40,42,43,45	24
50	25+15+5+3+2	5	2,3,5,10...45,47,48,50	24
55	25+15+10+3+2	5	2,3,5,10...50,52,53,55	25
60	25+15+10+5+3+2	6	2,3,5,7...55,57,58,60	36
65	25+2x15+5+3+2	6	2,3,5,7...60,62,63,65	35
70	25+20+15+5+3+2	6	2,3,5,7...65,67,68,70	36
75	2x25+15+5+3+2	6	2,3,5,7...70,72,73,75	39
80	2x25+15+10+3+2	6	2,3,5,10...75,77,78,80	36
85	50+20+5+4+2x3	6	2,3,5,6...80,81,82,85	44
90	50+25+5+4+2x3	6	3,4,5,6...85,86,87,90	47
95	50+25+10+4+2x3	6	3,4,6,7...89,91,92,95	43
100	50+25+15+4+2x3	6	3,4,6,7...94,96,97,100	44
105	50+25+15+5+4+2x3	7	3,4,5,6...100,101,102,105	85
110	50+25+15+10+4+2x3	7	3,4,5,6...104,106,107,110	65
115	50+25+2x15+4+2x3	7	3,4,6,7...109,111,112,115	65

Panel Rating (kVAr)	Physical Step Size (kVAr)	No. of Physical Steps	Electrical Steps (All Possible Combination of Physical Steps)	No. of Electrical Steps
120	50+25+20+15+4+2x3	7	3,4,6,7...114,116,117,120	85
125	50+2x25+15+4+2x3	7	3,4,6,7...119,121,122,125	55
130	50+2x25+20+4+2x3	7	3,4,6,7...124,126,127,130	60
135	2x50+15+10+4+2x3	7	3,4,6,7...129,131,132,135	65
140	2x50+20+10+4+2x3	7	3,4,6,7...134,136,137,140	62
145	2x50+25+10+4+2x3	7	3,4,6,7...139,141,142,145	65
150	2x50+25+15+4+2x3	7	3,4,6,7...144,146,147,150	66
155	2x50+25+15+3x5	7	5,10,15,20...145,150,155	31
175	2x50+2x25+10+3x5	8	5,10,15,20...165,170,175	35
200	2x50+3x25+15+2x5	8	5,10,15,20...190,195,200	40
225	3x50+2x25+15+10	7	10,15,25,35...210,215,225	27
250	3x50+3x25+15+10	8	10,15,25,35...235,240,250	30
275	4x50+2x25+15+10	8	10,15,25,35...260,265,275	33
300	100+2x50+3x25+15+10	8	10,15,25,35...285,290,300	36
325	100+3x50+2x25+15+10	8	10,15,25,35...310,315,325	39
350	100+4x50+25+15+10	8	10,15,25,35...335,340,350	42
375	2x100+2x50+2x25+15+10	8	10,15,25,35...360,365,375	45
400	2x100+2x50+4x25	8	25,50,75,100...350,375,400	16
425	2x100+3x50+3x25	8	25,50,75,100...375,400,425	17
450	2x100+3x50+4x25	9	25,50,75,100...400,425,450	18
475	2x100+4x50+3x25	9	25,50,75,100...425,450,475	19
500	2x100+5x50+2x25	9	25,50,75,100...450,475,500	20

Note: Above mentioned steps are typical recommendations, suitable for most of the industries. For accurate compensation, step size selection may have to be decided after studying load profile of that industry.



Empower Your Grid with **PRECISION & INTELLIGENCE**



WC8000
Power Quality Analyzers

WC7000
Power Quality Monitors

WC8000 & WC7000 Power Quality Meter Range Engineered for excellence, trusted for compliance.



Class 0.2s Accuracy
As per IEC 62053-22



Smart Communication
RS485, Ethernet,
Modbus RTU, MQTT



Reporting
IEC61000-4-30, IEEE519,
ITIC & CBEMA, EN50160



Advanced Harmonics Analysis
Up to 127th order (WC8000)



Web Server Enabled
Remote access
& configuration



Robust Design
IP51 protection, double insulation,
wide voltage range



Real-Time Monitoring
High sampling rates
(1024/cycle for WC8000)



Energy Efficiency Insights
CO tracking, load analysis,
TOU slots


Customer Interaction Center (CIC)
Phone no: 022-6932 7800
Web: www.LK-EA.com | e-mail: CIC@LK-EA.com



numrAL

Draw-out Numerical Protection Relays with Intelligent Algorithm

Current and Voltage-based Protection ▼



▲ Single Element and Multifunction Relays

- Comprehensive Protection along with Control and Monitoring
- Enhanced interface with Display and Modbus Communication

Powered By
SMARTCOMM

APPLICATIONS



DISTRIBUTED ENERGY SYSTEM:

Renewable and Grid Stability



EQUIPMENT PROTECTION:

Generator, Transformer and Motor



POWER GENERATION AND DISTRIBUTION SUBSTATIONS:

LV and MV applications



REAL TIME MONITORING AND PREDICTIVE ANALYTICS

with SmartComm



Protection Relays [8536]

Correlation between ANSI/IEEE device function number and relays																
ANSI Code	Function Name	Protection Relays														
		Single Function						Voltage and Frequency			Feeder		Motor Protection			
		REF11	NDR11	OCR11	RPR11	TCS11	PTF11	VPR11	VPR21	VPR22	FDR21	FDR22	eMPR 300I	iMMR	MM10	MPR21
27	AC under-voltage relay							✓	✓	✓				✓		
32	Power directional relay				✓											
37	Under current or under power relay												✓	✓	✓	✓
46	Reverse phase or phase balance current relay											✓	✓	✓	✓	✓
46BC	Broken conductor Protection											✓				
47	Phase-sequence or single-phasing voltage relay								✓	✓				✓		
48	Excessive Start Time Monitoring													✓	✓	✓
49	Machine or transformer thermal Overload relay											✓	✓	✓	✓	✓
50	Instantaneous overcurrent relay										✓	✓		✓	✓	✓
50N	Instantaneous Earth Fault relay			✓							✓	✓		✓		✓
50BF	Breaker - failure											✓	✓			✓
51	AC time over current relay										✓	✓	✓	✓		✓
51N-(51G)	Ground fault time over current relay / Standby Earth Fault Relay			✓							✓	✓		✓		✓
51LR	Locked rotor												✓	✓	✓	✓
59	AC over-voltage relay							✓	✓	✓				✓		
59N	Neutral Displacement Relay		✓						✓	✓						
59D	Positive Sequence Over-voltage protection								✓	✓						
64REF	Restricted Earth Fault Relay	✓														
64	Machine Ground Fault			✓									✓	✓	✓	✓
66	Max. no. of starts													✓		✓
81	Frequency relay								✓	✓				✓		
87N-(87G)	Ground fault differential protection relay*	✓														
74TCS	Trip Circuit supervision Protection					✓					✓	✓				✓
78	Vector surge protection relay										✓					
df/dt	Rate of change of frequency										✓					
SOTF	Switch On to Fault Protection											✓				
PTFF	PT Fuse failure						✓									

* REF11 is meant for Generator Differential Protection



3 Phase non-directional Over Current + Earth Fault Relay

- › FDR21 – 50, 51, 50N, 51N.
- › Microcontroller-based design
- › Draw-out enclosure.
- › CT rating[#]- 1A/ 5A (site selectable)
- › Display of 250 event and 30 Trip records
- › 128*64 graphical display



Model	Aux. Supply (V)	Communication	Cat. No.	M.R.P. (₹) Per Unit
numrAL FDR21	20 - 60V DC	Non-Communicable	NRFD2A26NX	26500
	85 - 265V AC, 87 - 265V DC	Non-Communicable	NRFD2B26NX	26500

[#]- Protection Class CT

3 Phase non-directional Over Current + Earth Fault Relay

- › FDR22 - 46BC, 49, 50, 51, 50N, 51N, 50BF, 74TCS, SOTF
- › Microcontroller-based design
- › Draw-out enclosure.
- › CT rating[#]- 1A/ 5A (site selectable)
- › Display of 250 event and 30 Trip records
- › 128*64 graphical display
- › Modbus RS-485 Communication
- › Front Micro USB port for numrAL Suite



Model	Aux. Supply (V)	Communication	Cat. No.	M.R.P. (₹) Per Unit
numrAL FDR22	20 - 60V DC	Modbus RS 485	NRFD2A27RA	33500
	85 - 265V AC, 87 - 265V DC	Modbus RS 485	NRFD2B27RA	33500

[#]- Protection Class CT

Motor Protection Relay*

- › MPR21 – 37, 46, 48, 49, 50BF, 50, 51, 50N, 51N, 51LR, 64, 66, 74TCS.
- › Microcontroller-based design
- › Draw-out enclosure.
- › CT rating[#]- 1A/ 5A (site selectable)
- › Display of 250 event and 30 Trip records
- › 128*64 graphical display
- › Modbus RS-485 Communication
- › Front Micro USB port for numrAL Suite



Model	Aux. Supply (V)	Communication	Cat. No.	M.R.P. (₹) Per Unit
numrAL MPR21	20 - 60V DC	Modbus RS 485	NRMP2A28RA	60000
	85 - 265V AC, 87 - 265V DC	Modbus RS 485	NRMP2B28RA	60000

[#] - Protection Class CT
^{*}- Available on Request

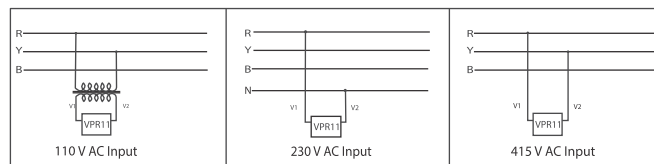
Single Pole Over Voltage + Under Voltage Relay

VPR11 - Single Pole Under Voltage and Over Voltage Relay (27, 59)

- › Microcontroller-based design
- › Draw-out Enclosure
- › Single Phase OV + UV Protection
- › System Voltage – 110/ 230/ 415 VAC (site programmable)
- › Inverse and definite time delay
- › Display of Actual value and 5 Trip records



Model	Aux. Supply (V)	Communication	Cat. No.	M.R.P. (₹) Per Unit
numrAL VPR11	20 - 60V DC	Non-communicable	NRVPR1A11NX	19600
	85 - 265V AC, 87 - 265V DC	Non-communicable	NRVPR1B11NX	19600
	20 - 60V DC	Modbus RS 485	NRVPR1A11RA	24000
	85 - 265V AC, 87 - 265V DC	Modbus RS 485	NRVPR1B11RA	24000

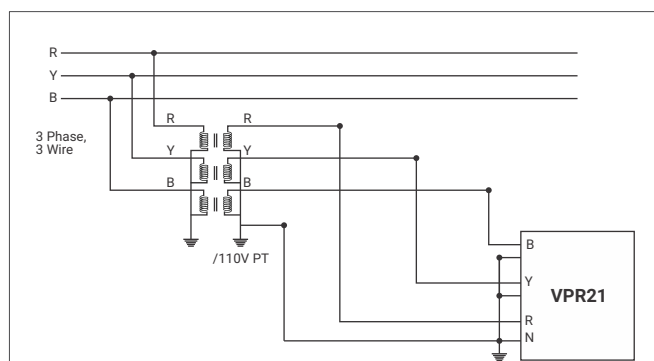
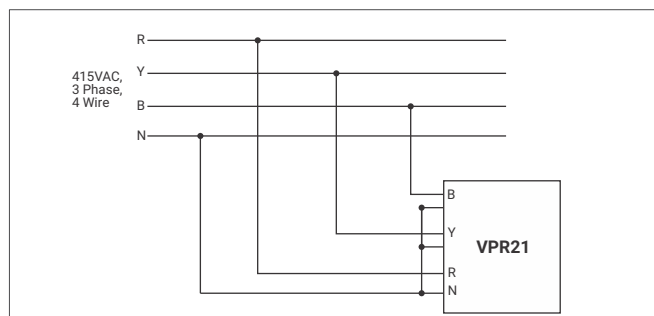


3 Phase Voltage + Frequency Relay

- › VPR21 – 27, 47, 59, 59N, 810/U
- › Microcontroller-based design
- › Draw-out enclosure.
- › System Voltage – 110/ 230/ 415 VAC (site programmable)
- › Display of 250 event and 30 Trip records
- › 128*64 graphical display



Model	Aux. Supply (V)	Communication	Cat. No.	M.R.P. (₹) Per Unit
numrAL VPR21	20 - 60V DC	Non-Communicable	NRVPR2A2ANX	29500
	85 - 265V AC, 87 - 265V DC	Non-Communicable	NRVPR2B2ANX	29500



Restricted Earth Fault Relay

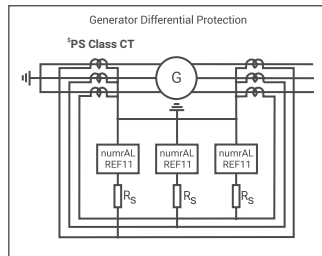
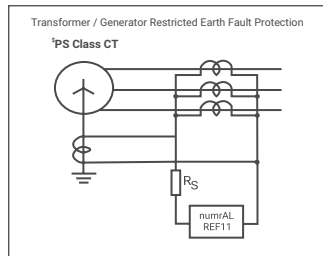
REF11 - Restricted Earth Fault Relay (87N/64REF)

- Microcontroller-based design
- Draw-out Enclosure
- CT rating[§]- 1A/ 5A (site selectable)
- Single Phase high impedance Earth Fault
- Instantaneous and definite time delay [50 msec to 1 sec (programmable)]
- Built in third harmonic filter
- Display of Actual value and 5 Trip records



Model	Aux. Supply (V)	Communication	Cat. No.	M.R.P. (₹) Per Unit
numrAL REF11	20 - 60V DC	Non-communicable	NRREF1A10NX	19600
	85 - 265V AC, 87 - 265V DC	Non-communicable	NRREF1B10NX	19600
	20 - 60V DC	Modbus RS 485	NRREF1A10RA	24000
	85 - 265V AC, 87 - 265V DC	Modbus RS 485	NRREF1B10RA	24000

§ - PS Class CT



Single Pole Over Current OR Earth Fault Relay

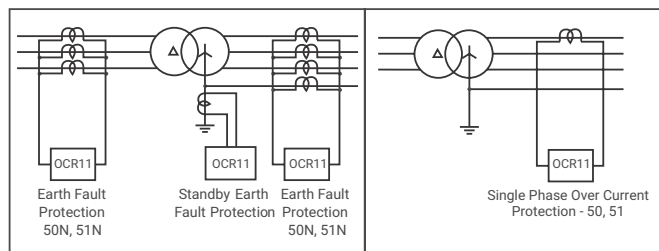
OCR11 – Single pole Over Current or Earth Fault Relay (50, 51 OR 50N, 51N)

- Microcontroller-based design
- Draw-out Enclosure
- Single Phase OC/ EF Protection
- CT rating[#] - 1A/ 5A (site selectable)
- Inverse and definite time delay
- Display of Actual Current value and 5 Trip records



Model	Aux. Supply (V)	Communication	Cat. No.	M.R.P. (₹) Per Unit
numrAL OCR11	20 - 60V DC	Non-communicable	NROCR1A10NX	19600
	85 - 265V AC, 87 - 265V DC	Non-communicable	NROCR1B10NX	19600
	20 - 60V DC	Modbus RS 485	NROCR1A10RA	24000
	85 - 265V AC, 87 - 265V DC	Modbus RS 485	NROCR1B10RA	24000

- Protection Class CT



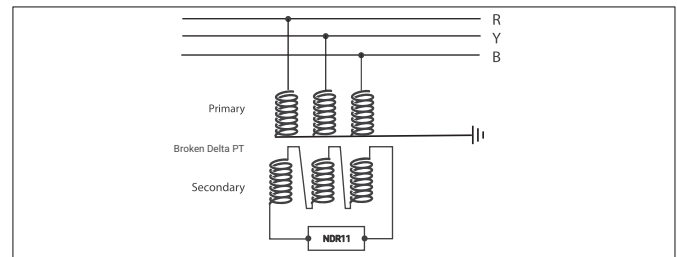
Neutral Displacement Relay

NDR11 - Neutral Displacement Relay (59N)

- Microcontroller-based design
- Draw-out Enclosure
- Single Phase OV Protection
- Definite & Normal inverse time delay
- Display of Actual value and 5 Trip records



Model	Aux. Supply (V)	Communication	Cat. No.	M.R.P. (₹) Per Unit
numrAL NDR11	20 - 60V DC	Non-communicable	NRNDR1A11NX	19600
	85 - 265V AC, 87 - 265V DC	Non-communicable	NRNDR1B11NX	19600
	20 - 60V DC	Modbus RS 485	NRNDR1A11RA	24000
	85 - 265V AC, 87 - 265V DC	Modbus RS 485	NRNDR1B11RA	24000



Trip Circuit Supervision Relay

TCS11 – Trip Circuit Supervision Relay (74)

- Microcontroller-based design
- Draw-out Enclosure
- Monitors Trip Coil in Breaker ON & OFF condition
- Site selectable Trip Coil Voltage



Model	Aux. Supply (V)	Communication	Cat. No.	M.R.P. (₹) Per Unit
numrAL TCS11*	20 - 60V DC	Non-Communicable	NRTCS1A13NX	11200
	85 - 265V AC, 87 - 265V DC	Non-Communicable	NRTCS1B13NX	11200

*Available on Request - Please contact our nearest branch for details

Reverse Power Relay

RPR11 – Reverse Power Relay (32)

- Microcontroller-based design
- Draw-out Enclosure
- Site selectable System Voltage - 110V / 415VAC



Model	Aux. Supply (V)	Communication	Cat. No.	M.R.P. (₹) Per Unit
numrAL RPR11*	20 - 60V DC	Modbus RS 485		*Available on Request
	85 - 265V AC, 87 - 265V DC	Modbus RS 485		

* Please contact our nearest branch for details

PT Fuse Failure Relay

PTF11 – PT Fuse Failure Relay (PTFF/97)

- Microcontroller-based design
- Draw-out Enclosure
- Monitors the healthiness of PT Fuse.
- 3 Separate sensing elements.



Model	Aux. Supply (V)	Communication	Cat. No.	M.R.P. (₹) Per Unit
numrAL PTF11*	20 - 60V DC	Non-Communicable		*Available on Request
	85 - 265V AC, 87 - 265V DC	Non-Communicable		

* Please contact our nearest branch for details





Electrical & Automation

BECAUSE YOUR IT SYSTEMS CAN'T AFFORD DOWNTIME

Discover Insulation Monitoring Relay - Your first alert to insulation failure

Insulation Monitoring Relay



Hospitals & Pharmaceutical Facilities | Data Centres | Mining Operations
Railways & Transport Systems | Transportable & Mobile Cranes



High visibility status indications



Early fault detection with clear visual indication



Test / Reset button



Precise customizable threshold resistance with easy dial control



Flexibility to operate in fail safe and non-fail safe mode



Legacy Range:

Model	Aux. Supply (V)	Details	Cat. No.	M.R.P. (₹) Per Unit
MRP11* Reverse Power Relay	20 - 110V AC/DC	1A CT secondary	MRP11A10X00	24500
	20 - 110V AC/DC	5A CT secondary	MRP11A50X00	24500
	88 - 264V AC/DC	1A CT secondary	MRP11B10X00	24500

* Available till stock lasts

Insulation Monitoring Relay New

Application: Monitoring of insulation resistance between Live conductors and Earth (Ground) in case of Unearthed (IT) electrical systems. Detection of insulation faults at earlier stage prevents electrical hazards such as electric shock, fire and equipment damage.

Features:

- › Threshold resistance setting from 1K to 100K ohm
- › Suitable for 1Phase and 3 Phase (Both 3W and 4W)
- › Test/Reset function with remote and manual facility
- › Indication of Power ON, Relay output and Fault.
- › Both fail safe and non-failsafe relay option available

Application Segments:

- 1.Railways
- 2.Hospitals and Pharma
- 3.Data Centre
- 4.Mining



Description	Cat Code	M.R.P. (₹) Per Unit
System voltage up to 520V. Adjustable from 1-100K Ω with 2C/O	IMR520	12000

Single Element Lockout Relay - LocR

Features

- › Lockout Relays [Master Trip Relay] - LocR
- › Designed to operate the circuit breaker trip coils at high speed
- › Available with Hand reset contact (HRC) and hand reset Flag (HRF)

Description	Output contacts	Reset Contacts	Reset Flag	Coil Voltage	Cat. No.	M.R.P. (₹) Per Unit
Single element Lockout relay	3NO + 2NC	Hand	Hand	24VDC	L1H32DC024X	6000
				110VDC	L1H32DC110X	6000
				220VDC	L1H32DC220X	6000
				110VAC	L1H32AC110X	6000
				230VAC	L1H32AC230X	6000



ANSI Code - 86

Three Element Auxiliary Relay - AuxR

Features

- › AuxR relay provides additional contacts for interlocking, control and signal applications
- › Available with hand reset or self-reset contacts and hand reset Flag

Description	Output Contacts	Reset Contacts	Reset Flag	Coil Voltage	Cat. No.	M.R.P. (₹) Per Unit
Three element Auxiliary relay	4 N/O	Hand	Hand	24VDC	A3H40DC024X	12000
				110VDC	A3H40DC110X	12000
				220VDC	A3H40DC220X	12000
				110VAC	A3H40AC110X	12000
				230VAC	A3H40AC230X	12000
Three element Auxiliary relay	2 N/O + 2 N/C	Auto	Hand	24VDC	A3A22DC024X	12000
				110VDC	A3A22DC110X	12000
				220VDC	A3A22DC220X	12000
				110VAC	A3A22AC110X	12000
				230VAC	A3A22AC230X	12000



Metering Devices [9028]

Single Phase kWh meter with LCD display

Model EM101+ Class 1 Base mounting



Description	Cat. No.	M.R.P. (₹) Per Unit
1P LCD Meter 5-30A	WM101BC5DL0	2360
1P LCD Meter 5-30A with BOX	WM101BC5DL0BOX	3146
1P LCD Meter 5-30A with OPTICAL PORT	WM101BC5DDH	3243
1P LCD Meter 5-30A with Optical port + BOX	WM101BC5DDHBOX	4029
1P LCD Meter 10-60A	WM101BC7DL0	2783
1P LCD Meter 10-60A with BOX	WM101BC7DL0BOX	3509
1P LCD Meter 10-60A with Optical Port	WM101BC7DDH	3557
1P LCD Meter 10-60A with Optical Port + BOX	WM101BC7DDHBOX	4090
1P LCD Meter 5-30 with Optical Port + RS232	WM101BC5DLMSC	3630

Trivector Meter Class 1 whole current meter

Model ER300P Class 1 (Base Mounting)



Description	Cat. No.	M.R.P. (₹) Per Unit
3Ph, 4W TVM 240 V 10 - 60A BM	WR300BC7300	11108
3Ph, 4W TVM 240 V 10 - 60A BM RS 485Modbus*	WR300BC73RS485	15851
3Ph, 4W TVM 240 V 10 - 60A BM with Hinge type Box	WR300BC73BOXH	13758

* - Available on request only till stock are cleared and minimum order Quantity is 100 nos

Trivector Meter Class 0.2s

Model ER300P Class 0.2s (Base Mounting)

- > Inform CT/PT ratio while ordering
- > Meters with DLMS Protocol (IS 15959)



Description	Cat. No.	M.R.P. (₹) Per Unit
3Ph, 4W TVM 110V (L-L) 1 A Class 0.2s BM RS485 Modbus	WR300BB11RS	95796
3Ph, 4W TVM 110V (L-L) 5 A Class 0.2s BM RS485 Modbus	WR300BB51RS	95796

Meter Reading Instrument [8471]



Description	Cat. No.	M.R.P. (₹) Per Unit
Meter Reading Instrument - (16.5 MB)	990MR1XX000	189619
Meter Optical port to USB cable	990PCXXUSB	2263

3 Phase 4 Wire kWh meter LCD type

Model ER300P Base Mounting



Description	Cat. No.	M.R.P. (₹) Per Unit
3Ph 4 W kWh CT op base mtg 240V, /5A, Acc 0.5s	WR301BC3C00	7526
3Ph 4 W kWh Dir base mtg 240V 5- 30 A Acc 1	WR301BC4D20	6304
3Ph 4 W kWh Dir base mtg 240V 10- 40 A Acc 1	WR301BC6D20	6486
3Ph 4 W kWh Dir base mtg 240V 10- 60 A Acc 1	WR301BC7D10	8216
3Ph 4 W kWh Dir base mtg 240V 20- 100 A Acc 1	WR301BC8D10	11906

Trivector Meter Class 0.5s

Model ER300P Class 0.5s (Base Mounting)

- > Inform CT/PT ratio while ordering
- > Meters with DLMS Protocol (IS 15959)



Description	Cat. No.	M.R.P. (₹) Per Unit
3Ph, 4W TVM 110V (L-L) 1 A Class 0.5s BM RS 485 Modbus#	WR300BB12RS	44407
3Ph, 4W TVM 110V (L-L) 5 A Class 0.5s BM RS 485 Modbus#	WR300BB52RS	44407
3Ph, 4W TVM 240V (L-N) 5 A Cl 0.5s BM RS 485 Modbus*	WR300BC52RS	39821

- Available on request

* - Available on request only till stocks are cleared and minimum order Quantity is 100 nos

Pre-Payment[®] & Smart Meter Solutions[§]

Pre-Payment Meter (IS 15884)[®], Smart Meter (IS 16444) solutions please contact our nearest Branch

[®] - Long lead item. Available on request

NET/ABT Meters[§]



Net Meters for solar roof top application & solar generation plant please contact our nearest Branch

ORION (40-200A)[§]



Combined CT Meter (Available for Generation and Net Metering)
[§] For more details please contact nearest branch



SMART METERING SOLUTION

Powered by SMARTCOMM Edge



Subscription based Software



Prepaid & Postpaid Metering



MeitY Certified Cloud



Data Security, Compliance & Reliability



SMARTCOMM



**BEST BRAND BY
THE TIMES GROUP**

MAKING **BUSINESSES SMARTER** AT **EVERY STEP**

From designing power distribution systems to maintaining operations, SmartComm provides full visibility, precise control, and predictive insights to maintain energy efficiency

- 
Design
 Electrical Installation Simulation
 Sizing, Calculations & Protection
 Schemes
- 
Build
 Panel Solutions Configurator
 Estimation & Engineering
- 
Commission
 Device Management
 Configuration & Diagnostics
- 
Maintain
 Maintenance Digitization
 Software
- 
Operate
 Power Management Solution
 Analytics, Control & Visualization



SmartComm Power Management Solutions

Digitally connect, operate, and optimize with our cutting-edge SCADA-based platform, designed to improve operational efficiency and promote sustainable operations



Seamless Integration from Plant floor assets to real-time dashboards



Holistic view of Power Distribution Network using intuitive Single-Line Diagram (SLD)



Highly scalable platform from 128 to unlimited tags



Gain valuable insights with Energy Analytics dashboards & Custom Reports for data-driven decisions



Embrace open communication protocols such as Modbus TCP, MQTT, IEC61850, OPC-UA, and more



Stay ahead with alerts for power system abnormalities and fault conditions.



Industry



Commercial complex



Building



Utility



Infra



OEM



THE ENERGY MANAGEMENT SYSTEM THAT FOSTERS ENERGY EFFICIENCY



SmartComm EMS is a simple yet robust solution for organizations seeking to optimize energy consumption and operational efficiency, all within a user-friendly environment. The on-premise implementation gives you direct control and oversight of energy-related data, allowing for real-time monitoring, analysis, and decision-making through an intuitive and easy-to-use interface. With cutting edge features, SmartComm EMS empowers you to proactively manage energy usage, identify savings opportunities, and ensure compliance with sustainability goals and regulations.

Pre-configured with Lauritz Knudsen Digital Meters



Empowering You with Energy Insights, Anytime, Anywhere!

EMS on Cloud simplifies energy monitoring with real time data

Smartcomm EMS on Cloud empowers business owners and plant heads to seamlessly monitor energy usage & efficiency across operations and facilities. With our subscription-based software license, harness the power of cloud with minimal investment, faster deployment, seamless updates and easy scalability. Businesses owners can now track and take decisions on energy optimization based on real-time as well as historical insights, thereby reducing energy costs and increasing business efficiency.

- **Accessibility:** Accessible from anywhere, enabling remote monitoring and management
- **Cost-Effectiveness:** Lower upfront costs reducing IT maintenance expenses
- **Integration:** Integrate with IoT devices for a comprehensive energy management solution
- **Updates and Maintenance:** Automatic software updates and maintenance
- **Data Analytics:** Data Analytics at its best through widget-based dashboards and reports
- **Key Performance Indicators:** Intelligent Notifications through SMS and Email based alerts and alarms

Customer Interaction Center (CIC)

Phone no: 022-6932 7800

Web: www.LK-EA.com | e-mail: CIC@LK-EA.com



Multifunction Meter Selection Chart

Parameters Group	Parameters	Basic MFM	MFM					Advanced MFM	
		4400/4405	4410	4420	4425 <small>New</small>	4430	4440	5010	5000
Instantaneous Parameters	V1, V2, V3, V12, V23, V31, Avg (VLN, VLL)	✓	✓	✓	✓	✓	✓	✓	✓
	A1, A2, A3, Aavg	✓	✓	✓	✓	✓	✓	✓	✓
	An (Computed)		✓	✓	✓	✓	✓	✓	✓
	Frequency	✓	✓	✓	✓	✓	✓	✓	✓
	% A Unbal, % V Unbal (Avg and Phase wise)		✓	✓	✓	✓	✓	✓	✓
	PF-1, PF-2, PF-3, PF (Avg)	✓	✓	✓	✓	✓	✓	✓	✓
	RPM (Rotations per minute)		✓	✓	✓	✓	✓	✓	✓
	Phase Angle A°1, A°2, A°3, V°1, V°2, V°3		✓	✓	✓	✓	✓	✓	✓
	W1, W2, W3, W(total)	✓	✓	✓	✓	✓	✓	✓	✓
	VA1, VA2, VA3, VA(total)	✓	✓	✓	✓	✓	✓	✓	✓
	VAR1, VAR2, VAR3, VAR (total)		✓	✓	✓	✓	✓	✓	✓
Cumulative Parameters	Import Wh	✓	✓	✓	✓	✓	✓	✓	✓
	Import VAh	✓	✓	✓	✓	✓	✓	✓	✓
	Import VARh (Lead & Lag)		✓	✓	✓	✓	✓	✓	✓
	Import load hours	✓	✓	✓	✓	✓	✓	✓	✓
	Export Wh				✓	✓		✓	✓
	Export VAh				✓	✓		✓	✓
	Export VARh (Lead & Lag)				✓	✓		✓	✓
	Export run hours				✓	✓		✓	✓
	No of Interrupts		✓	✓	✓	✓	✓	✓	✓
Reset (old) Cumulative parameters	Import Wh	✓	✓	✓	✓	✓	✓	✓	✓
	Import VAh		✓	✓	✓	✓	✓	✓	✓
	Import VARh (Lead & Lag)		✓	✓	✓	✓	✓	✓	✓
	Import load hours	✓	✓	✓	✓	✓	✓	✓	✓
	Export Wh				✓	✓		✓	✓
	Export VAh				✓	✓		✓	✓
	Export VARh (Lead & Lag)				✓	✓		✓	✓
	Export run hours				✓	✓		✓	✓
Harmonic	V THD%, V1, V2, V3 - harmonic (31 st)		✓	✓	✓	✓	✓	✓	✓
	A THD%, A1, A2, A3, - harmonic (31 st)		✓	✓	✓	✓	✓	✓	✓
	Individual harmonics upto 31 st (V, A)				✓			✓	✓
Demand / Load parameters	Maximum demand MD W, MD VA, MD VAR - max avg A (without RTC)			✓		✓			
	Maximum demand MD W, MD VA, MD VAR - max avg A (with RTC)				✓		✓	✓	✓
	Max MD & occurrence time							✓	✓
Min / Max value	VLL, VLN, A, F, W, VA, VAR, PF		✓	✓	✓	✓	✓	✓	✓
Storage	Datalog (8MB)								✓
Communication	RS485 Modus RTU	Optional	Optional	Optional		Optional	Optional	Optional	Optional
	Ethernet Port (Modbus TCP/IP)				✓				Optional
Input and Output	Digital and Analog (input and output)								Optional
	Pulse Output		Optional						Optional



Single Function Meters [9030]

1xxx Series

- › Accuracy Class 1.0, 0.5
- › Input voltage measurement range 50-520 VAC (P-P)
- › Aux supply 80-300 V AC / DC
- › CT secondary site selectable 1A / 5A
- › Flush mounting 96 x 96 mm
- › Inbuilt selector switch for 3 phase meters
- › CT/PT site programmable
- › Frequency parameter available in 3Ph Voltmeter additionally



Description	Cat. No.	M.R.P. (₹) Per Unit
1Ph LED Ammeter CI 1	WL1110100000	1130
1Ph LED Voltmeter CI 1	WL1120100000	1130
3Ph LED Ammeter CI 1	WL1310100000	1725
3Ph LED Voltmeter CI 1	WL1320100000	1725
LED Freq meter CI 0.2	WL1130400000	1130
1Ph LED Ammeter CI 0.5	WL1110200000	1590
1Ph LED Voltmeter CI 0.5	WL1120200000	1590
3Ph LED Ammeter CI 0.5	WL1310200000	2000
3Ph LED Voltmeter CI 0.5	WL1320200000	2000

Energy Meters [9030]

4000 Series

- › Accuracy Class 1.0, 0.5
- › Input voltage measurement range 50-520 VAC (P-P)
- › Aux supply 80-300 VAC/DC
- › CT secondary site selectable 1A / 5A
- › Flush mounting 96 x 96 mm
- › CT/PT site programmable
- › Auto scaling of Kilo, Mega and Giga
- › Parameters: Site selectable kWh / kVA / PF / W, Old energy

kWh or kVAh is site selectable

Energy display in kWh in its lifetime#



Description	Cat. No.	M.R.P. (₹) Per Unit
kWh LED meter CI 1	WL4000100000	3335
kWh LED meter CI 1 with RS485	WL4000110000	3690
kWh LED meter CI 0.5	WL4000200000	4235
kWh LED meter CI 0.5 with RS485	WL4000210000	4595
kWh LCD meter CI 1	WC4000100000	3775
kWh LCD meter CI 1 with RS485	WC4000110000	4170
kWh LCD meter CI 0.5	WC4000200000	4675
kWh LCD meter CI 0.5 with RS485	WC4000210000	5035

For 415V LL and CT Primary value of 400 and below

VAF, VAF + PF Meters [9030]

41XX Series

- › Accuracy Class 1.0, 0.5
- › Input voltage measurement range 50-520 VAC (P-P)
- › Aux supply 80-300 VAC/DC
- › CT secondary site selectable 1A / 5A
- › Flush mounting 96 x 96 mm
- › Parameters: VLL, VLN, A, F, PF, On Hrs, RPM



Description	Cat. No.	M.R.P. (₹) Per Unit
VAF meter, CI 1 New	WL4100100000	1935
VAF + PF meter, CI 1	WL4110100000	2920
VAF + PF meter with RS485, CI 1	WL4110110000	3665
VAF + PF meter, CI 0.5	WL4110200000	3355
VAF + PF meter with RS485, CI 0.5	WL4110210000	4060

DIN Type Basic Multifunction Meters [9030]

New 40x0 Series

- › DIN mounting whole current operated meter
- › Accuracy Class 1.0
- › Inbuilt RS485 option
- › **Parameters** : Voltage, Current, kW, kWh, kVA, kVAh, RPM, Load hours, Interruptions



Description	Module	Cat. No.	M.R.P. (₹) Per Unit
Single Phase - 60A	2	WD4010100000	3580
Three Phase - 80A	5	WD4020100000	7755
Single Phase - 60A (RS485)	2	WD4010110000	5295
Three Phase - 80A (RS485)	5	WD4020110000	11700



Lauritz Knudsen
Electrical & Automation

Smart DIN Mounted Energy Meters

Empowering Smart Decisions with Micro-Level Insights

Compact, Accurate & Intelligent



Dual Source Basic MFM [9030]

4040 Series

Features

- › Accuracy Class 1.0, 0.5
- › Input voltage measurement range 50-520 VAC (P-P)
- › Aux supply 80-300 VAC/DC
- › CT secondary site selectable 1A / 5A
- › DG sensing input 230 VAC
- › Flush mounting 96 X 96 mm
- › CT/PT site programmable
- › Discrete LED for EB and DG
- › True PF or Displacement PF site selectable
- › Parameters on Display : kW, kVA, PF, Run hours, kWh (EB and DG), Old energy, Site selectable kWh / kVAh
- › Parameters on Communication : V, A, F, kW, kVA, PF, Run hours, kWh (EB and DG), Old energy, Site selectable kWh / kVAh

kWh or kVAh
is site selectable



LCD offers better readability
of parameters

Description	Cat. No.	M.R.P. (₹) Per Unit
Dualsource LED meter CI1	WL4040100000	5750
Dualsource LED meter CI1 with RS485	WL4040110000	6760
Dualsource LED meter CI0.5	WL4040200000	6830
Dualsource LED meter CI0.5 with RS485	WL4040210000	8000
Dualsource LCD meter CI1	WC4040100000	6325
Dualsource LCD meter CI1 with RS485	WC4040110000	7355
Dualsource LCD meter CI0.5	WC4040200000	7415
Dualsource LCD meter CI0.5 with RS485	WC4040210000	8490

Basic Multifunction Meters [9030]

4405 Series

Features

- › Accuracy Class 1.0, 0.5
- › Input voltage measurement range 50-520 VAC
- › Aux supply 80-300 VAC/DC
- › CT secondary site selectable 1A / 5A
- › Flush mounting 96 x 96 mm
- › CT/PT site programmable
- › V, A, F, PF, kW, kVA, Old energy, On and Run hours, site selectable kWh/ kVAh
- › True PF or Displacement PF site selectable

All parameters
of 4400 series
in 3 line
LED display



Description	Cat. No.	M.R.P. (₹) Per Unit
MFM 4405 LED meter CI 1	WL4405100000	7130
MFM 4405 LED meter CI 1 with RS485	WL4405110000	8050
MFM 4405 LED meter CI 0.5 with RS485	WL4405210000	9255
MFM 4405 LED meter CI 0.5S with RS485	WL4405310000	9325

Multifunction Meters [9030]

Features

- › Accuracy Class 1.0, 0.5, 0.5S, 0.2, 0.2S
- › Input voltage measurement range 50-520 VAC (P-P)
- › Aux supply 80-300 VAC/DC
- › CT secondary site selectable 1A / 5A
- › Flush mounting 96 x 96 mm
- › CT/PT site programmable
- › 128 samples / cycle
- › My favourite page in LCD multifunction meters site selectable for kWh + 2 parameters
- › Dedicated buttons available for direct access to Basic, Power and Energy parameters

True and
Displacement
PF available

Basic Multifunction Meters [9030]

4400 Series

Features

- › Accuracy Class 1.0, 0.5
- › Input voltage measurement range 50-520 VAC
- › Aux supply 80-300 VAC/DC
- › CT secondary site selectable 1A / 5A
- › Flush mounting 96 x 96 mm
- › CT/PT site programmable
- › True PF or Displacement PF site selectable
- › V, A, F, PF, kW, kVA, Old energy, Load hours, site selectable kWh/ kVAh



LCD offers better readability
of parameters

Description	Cat. No.	M.R.P. (₹) Per Unit
MFM 4400 LED meter CI 1	WL4400100000	5515
MFM 4400 LED meter CI 1 with RS485	WL4400110000	6365
MFM 4400 LED meter CI 0.5 with RS485	WL4400210000	7315
MFM 4400 LED meter CI 0.5S with RS485	WL4400310000	7390
MFM 4400 LCD meter CI 1	WC4400100000	5800
MFM 4400 LCD meter CI 1 with RS485	WC4400110000	6730

Constant Wh viewing in LCD
MFM even in auto scroll mode.
LCD offers better readability
of parameters



4410 Series

- › Parameters: V, A, F, PF, kW, kVA, kVAR, kWh, kVAh, kVARh, Runhours, On hours, Phase angle, Interrupts, THD, Events (High-Low), Neutral Current, K Factor

Description	Cat. No.	M.R.P. (₹) Per Unit
MFM 4410 LED meter CI 1	WL4410100000	10325
MFM 4410 LED meter CI 1 with RS485	WL4410110000	11605
MFM 4410 LED meter CI 0.5 with RS485	WL4410210000	13340
MFM 4410 LED meter CI 0.5S with RS485	WL4410310000	14745
MFM 4410 LED meter CI 0.2 with RS485	WL4410410000	17550
MFM 4410 LED meter CI 0.2S with RS485	WL4410510000	22465
MFM 4410 LCD meter CI 1	WC4410100000	12140
MFM 4410 LCD meter CI 1 with RS485	WC4410110000	12990
MFM 4410 LCD meter CI 0.5 with RS485	WC4410210000	15150
MFM 4410 LCD meter CI 0.5S with RS485	WC4410310000	16600
MFM 4410 LCD meter CI 0.2 with RS485	WC4410410000	19490
MFM 4410 LCD meter CI 0.2S with RS485	WC4410510000	24535

Multifunction Meters [9030]

4420 Series Max Demand Indicator (without Real time clock)

Parameters

- › All parameters of 4410 series
- › Maximum Demand (kW or kVA)

Standard
2 Relay outputs
for MD Alarm

Description	Cat. No.	M.R.P. (₹) Per Unit
MFM 4420 LED meter CI 1	WL4420100000	15205
MFM 4420 LED meter CI 1 with RS485	WL4420110000	16320
MFM 4420 LED meter CI 0.5 with RS485	WL4420210000	17915
MFM 4420 LED meter CI 0.5S with RS485	WL4420310000	19295
MFM 4420 LED meter CI 0.2 with RS485	WL4420410000	22050
MFM 4420 LED meter CI 0.2S with RS485	WL4420510000	26875
MFM 4420 LCD meter CI 1	WC4420100000	17415
MFM 4420 LCD meter CI 1 with RS485	WC4420110000	18650
MFM 4420 LCD meter CI 0.5 with RS485	WC4420210000	20215
MFM 4420 LCD meter CI 0.5S with RS485	WC4420310000	21650
MFM 4420 LCD meter CI 0.2 with RS485	WC4420410000	24535
MFM 4420 LCD meter CI 0.2S with Rs485	WC4420510000	29600

For Max Demand Controller (with Real time clock) please refer 6000 series

4425 Series MFM for Import-Export New

Parameters

- › All parameters of 4420 series with Bi-directional (Import-Export)
- › Demand parameters with Individual Harmonics up to 31st order
- › Built-in Ethernet port for communication

Description	Cat. No.	M.R.P. (₹) Per Unit
MFM 4425 LED meter I/E CI 1 with Ethernet	WL4425120000	21120
MFM 4425 LED meter I/E CI 0.5s with Ethernet	WL4425320000	24965
MFM 4425 LED meter I/E CI 0.2S with Ethernet	WL4425520000	28160

4430 Series MFM for Import-Export

Parameters

- › All parameters of Model 4420 series
- › Bi-directional (Import-Export)

Standard
2 Relay outputs
for MD Alarm

Description	Cat. No.	M.R.P. (₹) Per Unit
MFM 4430 LED meter CI 1	WL4430100000	21340
MFM 4430 LED meter CI 1 with RS485	WL4430110000	22255
MFM 4430 LED meter CI 0.5 with RS485	WL4430210000	23615
MFM 4430 LED meter CI 0.5S with RS485	WL4430310000	24925
MFM 4430 LED meter CI 0.2 with RS485	WL4430410000	27555
MFM 4430 LED meter CI 0.2S with RS485	WL4430510000	32150
MFM 4430 LCD meter CI 1	WC4430100000	22685
MFM 4430 LCD meter CI 1 with RS485	WC4430110000	23560
MFM 4430 LCD meter CI 0.5 with RS485	WC4430210000	24925
MFM 4430 LCD meter CI 0.5S with RS485	WC4430310000	26245
MFM 4430 LCD meter CI 0.2 with RS485	WC4430410000	28865
MFM 4430 LCD meter CI 0.2S with RS485	WC4430510000	33465

4440 Series

Parameters

- › All parameters of 4410 series
- › Maximum Demand with Real Time Clock (RTC)
- › Events (high-low) with time stamp

Description	Cat. No.	M.R.P. (₹) Per Unit
MFM 4440 LED meter CI 1 with RS485	WL4440110000	18120
MFM 4440 LED meter CI 0.5 with RS485	WL4440210000	20365
MFM 4440 LED meter CI 0.2 with RS485	WL4440410000	24900
MFM 4440 LCD meter CI 1 with RS485	WC4440110000	19630
MFM 4440 LCD meter CI 0.5 with RS485	WC4440210000	21880
MFM 4440 LCD meter CI 0.2 with RS485	WC4440410000	26415

Advanced Multifunction Meters [9030]

5000 Series

Features

- › Datalog (8 MB)
- › Bi-directional (Import - Export)
- › 128 samples/ cycle
- › Analog I/O, digital I/O variants available
- › Meter with Built-in Ethernet port available

True and
Displacement
PF available

Parameters

- › V, A, F, kW, KVA, kVA_r, kWh, kVA_h, kVA_rh, PF, Runhr, Onhr, Interupts, Phase angle, THD, Neutral current, Max Demand (with RTC) K Factor
- › Bi-directional (Import-Export)
- › Events (high-low) with time stamp
- › Individual Harmonics upto 31st.
- › My favourite page in LCD multifunction meters site selectable for kWh + 2 parameters

Constant Wh viewing in LCD MFM even in auto scroll mode. LCD offers better readability of parameters



Description	Cat. No.	M.R.P. (₹) Per Unit
MFM 5000 LED meter CI 1 with RS485	WL5000110000	44090
MFM 5000 LED meter CI 1 with Ethernet	WL5000120000	50100
MFM 5000 LED meter CI 0.5 with Ethernet	WL5000220000	52245
MFM 5000 LED meter CI 0.5S with Ethernet	WL5000320000	53685
MFM 5000 LCD meter CI 1 with RS485	WC5000110000	45540
MFM 5000 LCD meter CI 1 with Ethernet	WC5000120000	51535
MFM 5000 LCD meter CI 0.5 with RS485	WC5000210000	47670
MFM 5000 LCD meter CI 0.5S with RS485	WC5000310000	49110
MFM 5000 LCD meter CI 0.5 with Ethernet	WC5000220000	53685
MFM 5000 LCD meter CI 0.5S with Ethernet	WC5000320000	55105
MFM 5000 LCD meter CI 0.2 with RS485	WC5000410000	51965
MFM 5000 LCD meter CI 0.2S with RS485	WC5000510000	56975
MFM 5000 LED meter CI 1 RS485 2A/O	WL5000110B00	Price on request
MFM 5000 LED meter CI 0.5 RS485 2D/I	WL50002100B0	
MFM 5000 LED meter CI 0.5 RS485 4D/O	WL50002100OD	
MFM 5000 LCD meter CI 1 RS485 2A/O	WC5000110B00	
MFM 5000 LCD meter CI 0.5 RS485 2D/I	WC50002100B0	
MFM 5000 LCD meter CI 0.5 RS485 4D/O	WC50002100OD	
MFM 5000 LCD meter CI 1 + RS485, 1A0, 1D0	WC5000110A0A	

5000 series with Digital outputs are preconfigured for I - THD% at 8% and True PF at 0.98.

Meter can be site selected for parameters and values - A THD, V THD, VA, W, under PF, under/over (VLL, A, F) with programmable trip time (1 to 180 sec) to protect the equipments from electrical abnormalities.

Parameters	Data Log Interval			
	15 Min	30 Min	45 Min	60 Min
No. of Days				
1	10230	20460	30690	40920
2	6820	13640	20460	27280
4	4092	8184	12276	16368
9	2046	4092	6138	8184
14	1364	2728	4092	5456
29	682	1364	2046	2728

Advanced Multifunction Meters [9030]

5010 Series

Features

- > 128 samples / cycle
- > Running demand, max demand, prediction demand in single page window

Parameters

- > V, A, F, kW, KVA, kVAR, kWh, kVAh, kVArh, PF, Runhr, Onhr, Interrupts, Phase angle, THD, Neutral current, Max Demand (with RTC)
- > Bi-directional (Import-Export)
- > Events (high-low) with time stamp
- > Individual Harmonics upto 31st.

True and Displacement PF available



Description	Cat. No.	M.R.P. (₹) Per Unit
MFM 5010 LED meter CI 1	WL5010100000	16975
MFM 5010 LED meter CI 1 with RS485	WL5010110000	17705
MFM 5010 LED meter CI 0.5S	WL5010300000	20880
MFM 5010 LED meter CI 0.5S with RS485	WL5010310000	22035
MFM 5010 LED meter CI 0.2 with RS485	WL5010410000	24355

Maximum Demand Controller [9030]

6000 Series

Features

- > Accuracy Class 1.0, 0.5S
- > Input voltage measurement range 50-520 VAC (P-P)
- > Aux supply 80-300 VAC/DC
- > CT secondary site selectable 1A / 5A
- > Flush mounting 96 x 96 mm
- > CT/PT site programmable
- > Datalog (8MB)
- > 4 relay outputs for Max. demand controller
- > Time of Day (TOD) 6 slots available
- > Block/sliding window site selectable
- > Running demand, max demand, prediction demand in single page window
- > Individual harmonics upto 31st.

8MB Datalog - Configurable for 29 parameters including kWh, Demand and Harmonics for Minimum 1 mins interval

Parameters

- > V, A, F, kW, KVA, kVAR, kWh, kVAh, kVArh, PF, Runhr, Onhr, Intr, Phase angle, THD, Events, Neutral current, Max Demand (with RTC)



True and Displacement PF available

Description	Cat. No.	M.R.P. (₹) Per Unit
MDC 6000 LED meter CI 1 with RS485	WL6000110000	39120
MDC 6000 LED meter CI 0.5S with RS485	WL6000310000	42885
MDC 6000 LCD meter CI 1 with RS485	WC6000110000	40620
MDC 6000 LCD meter CI 0.5S with RS485	WC6000310000	44385

Power Quality Meter Range [9030]

WC7000 – Power Quality Monitor New

Parameters

- > 512 samples/cycle with Class 0.2s accuracy as per IEC 62053-22
- > LCD display with 4-digit instantaneous & 8-digit integrated readings
- > Dual Communication Port (RS485 + Ethernet) with Web Server
- > PQ Parameters Recording & monitoring like THD, TDD, Harmonics (up to 63rd order), Sag, Swell & Interruption.
- > USB Port for Downloading Data Log
- > TOU with up to 8 slots
- > Standard 2DI & 2 DO



Description	Cat. No.	M.R.P. (₹) Per Unit
PQM 7000 LCD CI 0.2s RS485+Eth DL, sag+swell	WC70005300BB	Price on request

WC8000 – Power Quality Analyzer New

Parameters

- > 1024 samples/cycle with Class 0.2s accuracy as per IEC 62053-22
- > Class A metering as per IEC 61000-4-30
- > 5.0" Color TFT with capacitive touch
- > PQ Parameters Recording & monitoring like THD, TDD, Odd, Even & Inter Harmonics (up to 127th order), Sag, Swell, Transient, Flicker, RVC & Interruption.
- > USB port for data log download as well as Event Data in CommTrade Format
- > Dual Communication Port (RS485 + Ethernet) with Web Server
- > MQTT, SMTP, SNTP protocols for secured cloud publishing
- > Report Generation - IEC 61000 - 4 - 30, IEEE 519, EN 50160, ITIC/CBEMA Curve



Description	Cat. No.	M.R.P. (₹) Per Unit
PQA 8000 Class A TFT CI 0.2s RS485+Eth DL	WC8000530000	Price on request

Gateways and converters form the backbone of interconnected networks, and are a crucial link between our devices and cloud-based or on-premises software. They facilitate seamless communication, protocol translation, and data aggregation from various type of devices, enabling efficient data transmission and integration.

TG1000

- › Modbus RS485 to MODBUS TCP/IP Gateway
- › Easy integration with SmartComm EMS/PMS On-prem or 3rd party Software/HMI



MQ1000 *

- › MQTT Gateway with Ethernet port
- › Only Compatible with SmartComm EMS Cloud
- › Compact & Secure
- › Data storage in case of network failure
- › Web browser-based configuration



Description	Cat. No.	M.R.P. (₹) Per Unit
MODBUS RTU to TCP/IP Gateway	TG10000000	24200

MQ2000 *

- › 4G IoT Gateway with Sim Card (Modbus RS485 and MQTT support)
- › Only Compatible with SmartComm EMS Cloud, SmartComm Operate and SmartComm IMS
- › Compact & Secure
- › Data storage in SD Card in case of network failure
- › 4G with 2G fall back cellular connectivity



XR SERIES *

- › 4G IoT Gateway with Dual Sim (Modbus RS485, Modbus TCP/IP and MQTT support)
- › Only Compatible with SmartComm Operate
- › Advanced VPN Routing
- › Wide range of Industrial protocols support: IEC60870-5-101 Master / Slave , IEC 60870-5-104 Master / Slave , IEEE 62056-21 DLMS , DNP3 Slave



Thermal Monitoring Module

TMZ *

- › Monitor temperature remotely
- › Wireless monitoring of 8 critical joints in a switchboard with a single module
- › Quick Installation and seamless Monitoring



ZG1000 *

Only Compatible with TMZ

- › IEEE 802.15.4 to Modbus TCP/IP Gateway
- › Built-in webpages for ease of monitoring and multi-client support
- › Integrates with SmartComm PMS/HMI/any 3rd party software on the Modbus TCP/IP side



*For more details, please contact the nearest branch office

LTXX* Series

Industrial Managed Ethernet Switch

Cyber-hardened (IEC 62443-4-1 & IEC 62443-4-2)
IEC 61850-3 & IEEE 1613 Compliant

- › Managed Ethernet Switches with 8, 16, 24 Ports
- › Redundant Ring with recovery time less than 30ms
- › Supports RSTP/ MSTP, MRP protocol
- › IEC 61850-3/IEEE 1613 certified Ethernet switch with up to 10Gb/s connection

*For further details please contact nearest branch.



Simplifying
AUTOMATION

Tailoring for
YOU



Explore automation solutions tailored for your business. Our industry expertise and solution-centric approach deliver measurable value across diverse industries and geographies.



Our Automation Portfolio : AC Drives, Soft Starters, PLCs, HMIs, & SCADA

Customer Interaction Center (CIC)

Phone no.: 022-6932 7800

Web: www.LK-EA.com | E-mail: CIC@LK-EA.com

Scan to enquire



xD4000 IP55 DRIVE

COMPLYING TO IEC 60529
RANGE: 0.75kW ND TO 11kW ND



BUILDING



FOOD & BEVERAGES



TEXTILE



MINING, METAL,
& MINERALS



PHARMA



WASTE WATER
TREATMENT



Robust Protection

Designed for dusty, humid, and indoor industrial environments



Eliminates External Enclosure

Integrated DC choke, EMC filter & DBU. Reduced wiring, installation time & footprint



Cost & Time Saving

Eliminating the external VFD panel reducing both installation time and system cost



Digital-Architecture Ready

Modbus RTU, Modbus TCP/Ethernet IP, Profibus DP & Profinet S2 redundancy



xD4000

Range : 0.37kW HD to 315kW ND



- › Detachable 8 line Graphical LCD keypad with battery for RTC & Help Menu
- › Rated for -10 to 50°C ambient temperature
- › Inbuilt DC Reactor over entire range
- › Inbuilt EMC filter entire range for EMC levels C2 / C3
- › Inbuilt Dual port Ethernet IP / Modbus TCP & Modbus RS485 ports
- › Inbuilt Braking transistor upto 160kW HD.
- › 8 Dis, 4 DOs, 3 AIs, 2 AOs, 2 STO inputs
- › Crane specific functions
- › Pump specific functions
- › Line & Output Contactor control
- › Load Sharing, Speed – Torque master slave
- › Multi-motor configuration Mode
- › Automatic Restart
- › Catch on the fly (Flying Start)
- › Fault Inhibition / Error detect disabling (Fire Mode)
- › 15 nos. trip histories with date and time Stamp

Input Voltage	Description	Cat. No.	Frame Size	M.R.P. (₹) Per Unit
Three Phase 415 VAC	XD4000 415V Drive 0.37kW(HD)/0.75kW(ND)	XD4000-02P2-4C2221	S1	*
	XD4000 415V Drive 0.75kW(HD)/1.50kW(ND)	XD4000-04P0-4C2221	S1	*
	XD4000 415V Drive 1.50kW(HD)/2.20kW(ND)	XD4000-05P6-4C2221	S1	*
	XD4000 415V Drive 2.20kW(HD)/3.00kW(ND)	XD4000-07P2-4C2221	S1	*
	XD4000 415V Drive 3.00kW(HD)/4.00kW(ND)	XD4000-09P3-4C2221	S1	*
	XD4000 415V Drive 4.00kW(HD)/5.50kW(ND)	XD4000-12P7-4C2221	S1	*
	XD4000 415V Drive 5.50kW(HD)/7.50kW(ND)	XD4000-16P5-4C2221	S2	*
	XD4000 415V Drive 7.50kW(HD)/11.0kW(ND)	XD4000-23P5-4C2221	S2	*
	XD4000 415V Drive 11.0kW(HD)/15.0kW(ND)	XD4000-31P7-4C2221	S3	*
	XD4000 415V Drive 15.0kW(HD)/18.5kW(ND)	XD4000-39P2-4C2221	S3	*
	XD4000 415V Drive 18.5kW(HD)/22.0kW(ND)	XD4000-46P3-4C2221	S3	*
	XD4000 415V Drive 22.0kW(HD)/30.0kW(ND)	XD4000-61P5-4C2221	S4	*
	XD4000 415V Drive 30.0kW(HD)/37.0kW(ND)	XD4000-74P5-4C2221	S4	*
	XD4000 415V Drive 37.0kW(HD)/45.0kW(ND)	XD4000-88P0-4C2221	S4	*
	XD4000 415V Drive 45.0kW(HD)/55.0kW(ND)	XD4000-106P-4C2221	S5	*
	XD4000 415V Drive 55.0kW(HD)/75.0kW(ND)	XD4000-145P-4C2221	S5	*
	XD4000 415V Drive 75.0kW(HD)/90.0kW(ND)	XD4000-173P-4C2221	S5	*
	XD4000 415V Drive 90.0kW(HD)/110kW(ND)	XD4000-211P-4B2221	S6	*
	XD4000 415V Drive 110kW(HD)/132kW(ND)	XD4000-250P-4B2221	S6	*
	XD4000 415V Drive 132kW(HD)/160kW(ND)	XD4000-302P-4B2221	S6	*
	XD4000 415V Drive 160kW(HD)/220kW(ND)	XD4000-427P-4A2221	S7A	*
	XD4000 415V Drive 200kW(HD)/250kW(ND)	XD4000-481P-4A1221	S7B	*
	XD4000 415V Drive 250kW(HD)/315kW(ND)	XD4000-616P-4A1221	S7B	*
	XD4000 IP55 415V Drive 0.75kW(ND)	XD4000-02P2-4S2221	S1	*
	XD4000 IP55 415V Drive 1.50kW(ND)	XD4000-04P0-4S2221	S1	*
	XD4000 IP55 415V Drive 2.20kW(ND)	XD4000-05P6-4S2221	S1	*
	XD4000 IP55 415V Drive 3.00kW(ND)	XD4000-07P2-4S2221	S1	*
	XD4000 IP55 415V Drive 4.00kW(ND)	XD4000-09P3-4S2221	S1	*
	XD4000 IP55 415V Drive 5.50kW(ND)	XD4000-12P7-4S2221	S1	*
	XD4000 IP55 415V Drive 7.50kW(ND)	XD4000-16P5-4S2221	S2	*
	XD4000 IP55 415V Drive 11.0kW(ND)	XD4000-23P5-4S2221	S2	*

Note: * For prices please contact nearest branch office

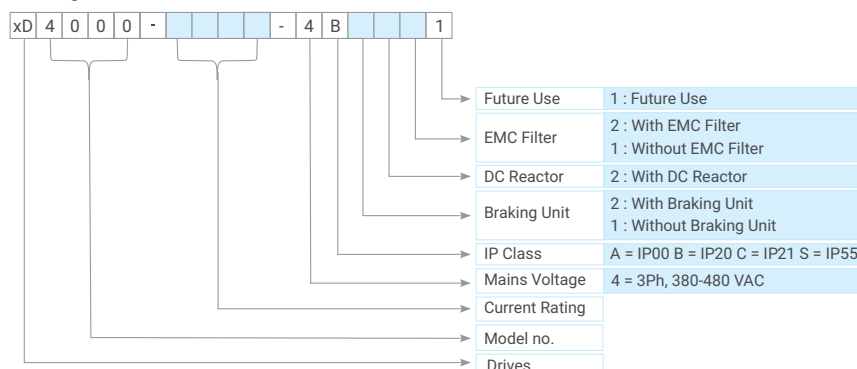
xD4000 - IP55 with Inbuilt Power Disconnecter

Range : 0.75kW ND to 11kW ND

- › IP55 Complying to IEC 60529
- › Built-In IP65 Graphical LCD Display with RTC
- › Supports Asynchronous, PM synchronous & reluctance motors
- › Built-in DC reactor & C2/C3 EMC filter for Harmonics & Noise reduction.
- › Built-in dynamic braking unit.
- › Starting Torque of 150% at 3Hz for V/f
- › Built-in Brake Control & Macros
- › Inbuilt PID with sleep & wake up feature
- › Conformal coating complying to IEC 60721-3-3 class 3C3, 3S2 & 3M3
- › Built-in RS 485 Modbus RTU & Modbus TCP/Ethernet IP communication and optional – Profinet S2 redundancy & Profibus



Ordering Information for xD4000 AC Drive



Accessories for AC Drives [8504]

Drive Model	Description	Cat. No.	M.R.P. (₹) Per Unit
xD1000	IP54 LED Remote Keypad	XDOP-DOP-100	*
xD2000	IP21 LCD Std. Graphical Keypad	XDOP-DOP-300	*
	Remote Mounting Kit for IP21 LCD Keypad	XDKT-DOP-300	*
	IP65 LCD Graphical Keypad	XDOP-DOP-500	*
	Mounting kit for IP65 LCD Keypad	XDKT-DOP-500	*
	IO Expansion Card-1 - 6DI,2DO,2AI	XDIO-EX1-V01	*
	IO Expansion Card-2 - 3RO	XDIO-EX2-V01	*
	Profibus-DP Comm. Card	XDCI-PDP-V01	*
xD3000	IP54 LED Remote Keypad	XDOP-DOP-100	*
	IP65 LCD Graphical Keypad	XDOP-DOP-500	*
	Mounting kit for IP65 LCD Keypad	XDKT-DOP-500	*
	Communication Option Module Adapter	XDKT-ADP-V01	*
	Speed Monitoring Card	XDEN-SPD-V01	*
	Modbus TCP/EtherNet IP Comm. Card	XDCI-ETH-V01	*
	EtherCAT Comm. Card	XDCI-ECT-V01	*
	Profibus-DP Comm. Card	XDCI-PDP-V01	*
	DeviceNet Comm. Card	XDCI-DEN-V01	*
	POWERLINK Comm. Card	XDCI-PLN-V01	*
	ProfiNet Comm. Card	XDCI-PFN-V01	*
	CANopen DaisyChain Comm. Card	XDCI-CND-V01	*
	CANopen SUB-D Comm. Card	XDCI-CNS-V01	*
	CANopen Terminals Comm. Card	XDCI-CNT-V01	*
	Additional Safety Integrity Module	XDSI-SIM-V01	*
xD4000	IP65 LCD Graphical Keypad	XDOP-DOP-500	*
	Mounting kit for IP65 LCD Keypad	XDKT-DOP-500	*
	IO Expansion Card-1 - 6DI,2DO,2AI	XDIO-EX1-V01	*
	IO Expansion Card-2 - 3RO	XDIO-EX2-V01	*
	Digital Encoder Interface Card	XDEN-DEI-V01	*
	Analog Encoder Interface Module	XDEN-AEI-V01	*
	Resolver Interface Module	XDEN-REI-V01	*
	HTL Encoder Interface Module	XDEN-HEI-V01	*
	Profibus-DP Comm. Card	XDCI-PDP-V01	*
	DeviceNet Comm. Card	XDCI-DEN-V01	*
	POWERLINK Comm. Card	XDCI-PLN-V01	*
	ProfiNet Comm. Card - Redundant	XDCI-PFN-V02	*
	CANopen DaisyChain Comm. Card	XDCI-CND-V01	*
	CANopen SUB-D Comm. Card	XDCI-CNS-V01	*
	CANopen Terminals Comm. Card	XDCI-CNT-V01	*

Note:

* For prices please contact nearest branch office
Drives are covered under HS code 8504 40 90 and are charged at 18% GST.



xS1000 Soft Starters

Range: 18A to 200A



xS1000 Soft Starters: For Standard Applications

- › Inbuilt Bypass Contactor
- › Soft Start / Soft Stop
- › Compact in size
- › Truly plug & play
- › Communication options available

Description	Cat. No.	M.R.P. (₹) Per Unit	Bypass Contactor
xS1000,18A,M:200-440VAC,C:110/230-440VAC	XS1000-0018-B44111	*	Built - In
xS1000,34A,M:200-440VAC,C:110/230-440VAC	XS1000-0034-B44111	*	
xS1000,42A,M:200-440VAC,C:110/230-440VAC	XS1000-0042-B44111	*	
xS1000,48A,M:200-440VAC,C:110/230-440VAC	XS1000-0048-B44111	*	
xS1000,60A,M:200-440VAC,C:110/230-440VAC	XS1000-0060-B44111	*	
xS1000,75A,M:200-440VAC,C:110/230-440VAC	XS1000-0075-B44111	*	
xS1000,85A,M:200-440VAC,C:110/230-440VAC	XS1000-0085-B44111	*	
xS1000,100A,M:200-440VAC,C:110/230-440VAC	XS1000-0100-B44111	*	
xS1000,140A,M:200-440VAC,C:110/230-440VAC	XS1000-0140-B44111	*	
xS1000,170A,M:200-440VAC,C:110/230-440VAC	XS1000-0170-B44111	*	
xS1000,200A,M:200-440VAC,C:110/230-440VAC	XS1000-0200-B44111	*	

xS2000 Soft Starters

Range: 18A to 200A



xS2000 Soft Starters: For standard applications

- › Inbuilt Bypass Contactor
- › Soft start / Soft stop / Adjustable current limit
- › Essential motor protections against
 - › Overload
 - › Single phasing
 - › Instantaneous overcurrent
 - › Phase sequence reversal
 - › Abnormality in supply
 - › Unbalanced current
- › Thermistor protection through PTC
- › Excess start time setting
- › Communication options available
- › PC Interface as optional

Description	Cat. No.	M.R.P. (₹) Per Unit	Bypass Contactor
xS2000,18A,M:200-440VAC,C:110/230-440VAC	XS2000-0018-B44111	*	Built - In
xS2000,34A,M:200-440VAC,C:110/230-440VAC	XS2000-0034-B44111	*	
xS2000,42A,M:200-440VAC,C:110/230-440VAC	XS2000-0042-B44111	*	
xS2000,48A,M:200-440VAC,C:110/230-440VAC	XS2000-0048-B44111	*	
xS2000,60A,M:200-440VAC,C:110/230-440VAC	XS2000-0060-B44111	*	
xS2000,75A,M:200-440VAC,C:110/230-440VAC	XS2000-0075-B44111	*	
xS2000,85A,M:200-440VAC,C:110/230-440VAC	XS2000-0085-B44111	*	
xS2000,100A,M:200-440VAC,C:110/230-440VAC	XS2000-0100-B44111	*	
xS2000,140A,M:200-440VAC,C:110/230-440VAC	XS2000-0140-B44111	*	
xS2000,170A,M:200-440VAC,C:110/230-440VAC	XS2000-0170-B44111	*	
xS2000,200A,M:200-440VAC,C:110/230-440VAC	XS2000-0200-B44111	*	

Note:

* For prices please contact nearest branch office

The above xS1000 & xS2000 ratings are based on 400% starting current, 10 starts per hour up to 60A & 6 starts per hour for 75A & above, 6 seconds starting time and ambient temperature of 40°C.

For proper sizing of soft starter based on the application parameters please use Winstart Software.

Ordering Information for xS1000 & xS2000 Series Soft Starter

xS **nnnn** - **1234** - **B** **V** **C** **D** **F** **F**

xS	Soft starters
nnnn	Soft starter Name
	1000 xS1000 2000 xS2000
1234	Current Rating
	1234 Nominal Current Rating
B	Bypass Type
	B Internal Bypass
V	Mains Voltage
	4 3Ph, 200-440VAC
	5 3Ph, 200-575VAC
C	Control Voltage
	1 24V AC/DC 4 110/230-440V AC
D	Graphical Display
	1 No Graphical Display
F	Future Use
	1 Future Use
F	Future Use
	1 Future Use

We recommend the use of:

1. Line Contactor : This will isolate and protect the soft starter SCR's from any voltage transient while it's not in operation.
2. Bypass Contactor (For models without built-in bypass) : This will bypass and protect the soft starter SCR's while in running state from Current and Voltage transient's.
3. Semiconductor fuses : This will protect the starter SCR's during starting and stopping states from current transient's and excess I²T.

Note:

* For prices please contact nearest branch office

Soft Starters are covered under HSN code 8504 40 90 and are charged at 18% GST.



xS3000 Soft Starters

Range: 24A to 580A



- › Built in bypass contactor
- › Compact & Flexible Design
- › Screw-less design for easy and fast servicing
- › USB port for easy and fast commissioning and data extraction
- › Full graphical display with multi-languages support
- › Built-in Simulation Mode
- › 384 event logs
- › Communication options available
- › Fire Mode Function
- › Starts per hour count

Description	Cat. No.	M.R.P. (₹) Per Unit	Bypass Contactor
xS3000,24A,M:200-525VAC,C:110/220VAC	XS3000-0024-B52211	*	Built - In
xS3000,42A,M:200-525VAC,C:110/220VAC	XS3000-0042-B52211	*	
xS3000,52A,M:200-525VAC,C:110/220VAC	XS3000-0052-B52211	*	
xS3000,64A,M:200-525VAC,C:110/220VAC	XS3000-0064-B52211	*	
xS3000,69A,M:200-525VAC,C:110/220VAC	XS3000-0069-B52211	*	
xS3000,105A,M:200-525VAC,C:110/220VAC	XS3000-0105-B52211	*	
xS3000,115A,M:200-525VAC,C:110/220VAC	XS3000-0115-B52211	*	
xS3000,135A,M:200-525VAC,C:110/220VAC	XS3000-0135-B52211	*	
xS3000,184A,M:200-525VAC,C:110/220VAC	XS3000-0184-B52211	*	
xS3000,200A,M:200-525VAC,C:110/220VAC	XS3000-0200-B52211	*	
xS3000,229A,M:200-525VAC,C:110/220VAC	XS3000-0229-B52211	*	
xS3000,250A,M:200-525VAC,C:110/220VAC	XS3000-0250-B52211	*	
xS3000,352A,M:200-525VAC,C:110/220VAC	XS3000-0352-B52211	*	
xS3000,397A,M:200-525VAC,C:110/220VAC	XS3000-0397-B52211	*	
xS3000,410A,M:200-525VAC,C:110/220VAC	XS3000-0410-B52211	*	
xS3000,550A,M:200-525VAC,C:110/220VAC	XS3000-0550-B52211	*	
xS3000,580A,M:200-525VAC,C:110/220VAC	XS3000-0580-B52211	*	

xS4000 Soft Starters

Range: 24A to 1250A



- › Built in bypass contactor
- › Compact & Flexible Design
- › Screw-less design for easy and fast servicing
- › USB port for easy and fast commissioning and data extraction
- › Full graphical display with multi-languages support
- › Real time graphs of motor operating performance
- › 384 event logs with time stamping
- › Advanced protection system
- › Communication options available
- › Smart card for level controlled pump activation and pump protection
- › Under Voltage / Over Voltage protection available
- › Fire Mode Function
- › Starts per hour count
- › Power through function available
- › Scheduling based on RTC

Description	Cat. No.	M.R.P. (₹) Per Unit	Bypass Contactor
xS4000,24A,M:200-525VAC,C:110/220VAC	XS4000-0024-B52211	*	Built - In
xS4000,42A,M:200-525VAC,C:110/220VAC	XS4000-0042-B52211	*	
xS4000,52A,M:200-525VAC,C:110/220VAC	XS4000-0052-B52211	*	
xS4000,64A,M:200-525VAC,C:110/220VAC	XS4000-0064-B52211	*	
xS4000,69A,M:200-525VAC,C:110/220VAC	XS4000-0069-B52211	*	
xS4000,105A,M:200-525VAC,C:110/220VAC	XS4000-0105-B52211	*	
xS4000,115A,M:200-525VAC,C:110/220VAC	XS4000-0115-B52211	*	
xS4000,135A,M:200-525VAC,C:110/220VAC	XS4000-0135-B52211	*	
xS4000,184A,M:200-525VAC,C:110/220VAC	XS4000-0184-B52211	*	
xS4000,200A,M:200-525VAC,C:110/220VAC	XS4000-0200-B52211	*	
xS4000,229A,M:200-525VAC,C:110/220VAC	XS4000-0229-B52211	*	
xS4000,250A,M:200-525VAC,C:110/220VAC	XS4000-0250-B52211	*	
xS4000,352A,M:200-525VAC,C:110/220VAC	XS4000-0352-B52211	*	
xS4000,397A,M:200-525VAC,C:110/220VAC	XS4000-0397-B52211	*	
xS4000,410A,M:200-525VAC,C:110/220VAC	XS4000-0410-B52211	*	
xS4000,550A,M:200-525VAC,C:110/220VAC	XS4000-0550-B52211	*	
xS4000,580A,M:200-525VAC,C:110/220VAC	XS4000-0580-B52211	*	
xS4000,835A,M:200-525VAC,C:110/220VAC	XS4000-0835-B52211	*	
xS4000,940A,M:200-525VAC,C:110/220VAC	XS4000-0940-B52211	*	
xS4000,1070A,M:200-525VAC,C:110/220VAC	XS4000-1070-B52211	*	
xS4000,1230A,M:200-525VAC,C:110/220VAC	XS4000-1230-B52211	*	
xS4000,1250A,M:200-525VAC,C:110/220VAC	XS4000-1250-B52211	*	
xS4000,735A,M:200-525VAC,C:110/220VAC	XS4000-0735-C52211	*	External bypass contactor (AC1 rating) All protections remain active during bypass operation
xS4000,830A,M:200-525VAC,C:110/220VAC	XS4000-0830-C52211	*	
xS4000,1025A,M:200-525VAC,C:110/220VAC	XS4000-1025-C52211	*	
xS4000,1170A,M:200-525VAC,C:110/220VAC	XS4000-1170-C52211	*	
xS4000,1220A,M:200-525VAC,C:110/220VAC	XS4000-1220-C52211	*	

xS nnnn - 1234 - B V C D F F

xS	Soft starters
nnnn	Soft starter Name 3000 xS3000 4000 xS4000
	Current Rating 1234 Nominal Current Rating
B	Bypass Type B Internal Bypass C Continuous / External Bypass
	Mains Voltage 5 3Ph, 200-525VAC 6 3Ph, 380-600VAC 7 3Ph, 380-690VAC

C	Control Voltage
C	1 24V AC/DC 2 110-120/220-240V AC
	D
D	2 Fixed Graphical Display
F	Future Use
F	1 Future Use
F	Future Use
F	1 Future Use

Note:

* For prices please contact nearest branch office
Prices for 1000V and External Bypass soft starter below 735A available on request Soft Starters are covered under HSN code 8504 40 90 and are charged at 18% GST.

We recommend the use of:

1. Line Contactor : This will isolate and protect the soft starter SCR's from any voltage transient while it's not in operation.
2. Semiconductor fuses : This will protect the starter SCR's during starting and stopping states from current transient's and excess I²T.
3. Bypass Contactor (For models without built-in bypass) : This will bypass and protect the soft starter SCR's while in running state from Current and Voltage transient's.



Optional Modules/Cards for xS Series

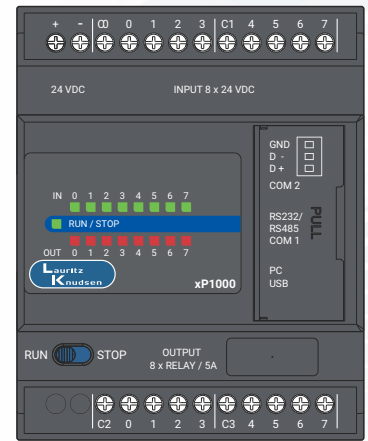
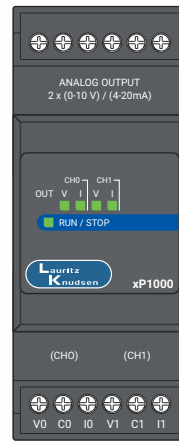
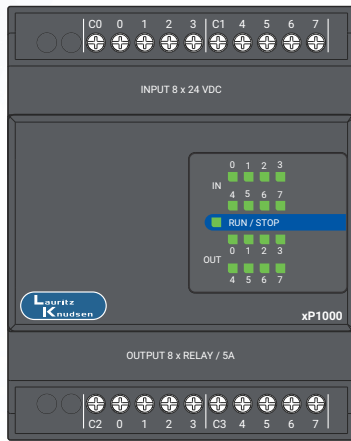
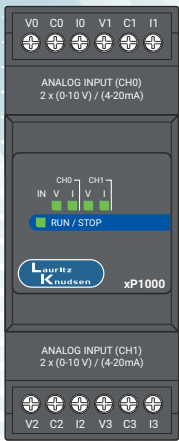


Description	Cat. No.	M.R.P. (₹) Per Unit
xS1000 & xS2000 Modbus RTU Card	XSCI-RTU-121	*
xS1000 & xS2000 Modbus TCP Card	XSCI-TCP-123	*
xS1000 & xS2000 Profibus Card	XSCI-PDP-121	*
xS1000 & xS2000 Profinet Card	XSCI-PFN-122	*
xS1000 & xS2000 Ethernet Card	XSCI-ETH-122	*
xS1000 & xS2000 DeviceNet Card	XSCI-DEN-121	*
xS1000 & xS2000 USB Interface Card	XSCI-USB-121	*
xS1000 & xS2000 Operator interface Card	XSOP-DOC-100	*
xS1000 & xS2000 Digital Operator Kit	XSOP-DOK-100	*
xS3000 and xS4000 Modbus RTU Card	XSCI-RTU-341	*
xS3000 and xS4000 Modbus RTU + GF Card	XSCI-RTU-342	*
xS3000 and xS4000 Modbus TCP + GF Card	XSCI-TCP-343	*
xS3000 and xS4000 Profibus Card	XSCI-PDP-341	*
xS3000 and xS4000 Profinet + GF Card	XSCI-PFN-343	*
xS3000 and xS4000 Ethernet + GF Card	XSCI-ETH-343	*
xS3000 and xS4000 DeviceNet Card	XSCI-DEN-341	*
xS3000 and xS4000 Operator & Cable	XSOP-DOP-200	*
xS3000 and xS4000 Operator Interface Card	XSOP-DOC-200	*
xS3000 and xS4000 Digital Operator Kit	XSOP-DOK-200	*
xS3000 and xS4000 Pumping Smart Card	XSSC-PSC-341	*

Note:

* For prices please contact nearest branch office
Soft Starters are covered under HSN code 8504 40 90 and are charged at 18% GST.





xP1000 PLC Features:

Main CPU

- › 8 Digital Inputs
- › 24 V DC Power Supply
- › 8 Digital Outputs (Relay Output) 5 A (Res.) @ 230 VAC / 30 VDC
- › 2 Serial Communication Ports (COM1 - RS232/RS485, COM2 - RS485)
- › 256KB User Program Memory, 8KB User Data Memory.
- › Operating Temperature : 0°C to 55°C, Storage Temperature: - 40°C to 70°C

Expansion Modules:

Digital I/Os

- › Extension with 8 Digital Inputs and 8 Relay Outputs, Relay Load 5 A (Res.) @ 230 VAC / 30 VDC
- › 24 V DC Power Supply

Analog Inputs


- › Extension with 4 Analog Inputs (0-10V / 4-20mA)
- › 24 V DC Power Supply

Analog Outputs

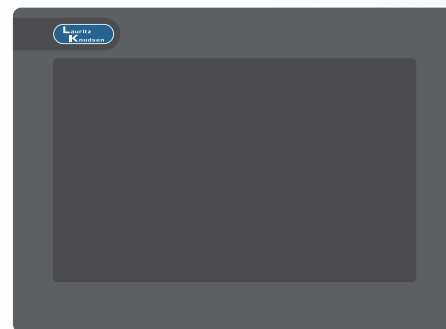
- › Extension with 2 Analog Outputs (0-10V / 4-20mA)
- › 24 V DC Power Supply



4.3 inch



7 inch




10.1 inch

xT1000 HMI Features:

- › **HMI Size**
4.3", 7" & 10.1" with colour TFT display options with & without Ethernet model
- › **Touch Screen**
Higher brightness level up to 440 cd/m² & long backlight life up to 50000 hours for display
- › **Protection**
Shock & Vibration protection as per IEC Standard
- › **CPU**
Equipped with powerful CPU Cortex-M7 (600MHz)
- › **Data Logging**
Equipped with powerful CPU Cortex-M7 (600MHz)
- › **Operating Temperature**
Operation temperature range: 0 to 50 °C
- › **Memory**
RAM - 32 MB for all Models
- › **Password Management**
User access levels & application password management
- › **Safety Standards**
CE, RoHS Compliant, IP 65 protection for front panel with Class 2 Pollution Degree.
- › **Memory**
ROM - 32 MB for Serial models & 64 MB for with Ethernet model, ROM Expandable up to 4 GB via USB Stick/SD card
- › **Picture Library**
Inbuilt picture library with high resolution images



xP Series



- › AC / DC power supply
- › Supports Upto 196 IOs, Relay and transistor outputs
- › Flexible I/Os, 2 cartridges, and up to 4 expansions
- › Ethernet and Serial line ports
- › Micro-SD card slot and USB port
- › 2 High speed counters, 2@100KHz
- › 2 Pulse Outputs at 100kHz*2



xP Expansion Modules Features:

- › Digital Input Modules: 16 / 32 channel options
- › Digital Output Modules: 8/16 / 32 channel options
- › Analog Input Modules: 8 channels
 - ›› Voltage: 0–10 V
 - ›› Current: 4–20 mA
- › Analog Output Modules: 4/8 channels
 - ›› Voltage: 0–10 V
 - ›› Current: 4–20 mA
- › Mixed I/O Modules: Combined analog input and output channels (e.g., 4 AI + 2 AO).

Category	Description	Cat. No.	M.R.P. (₹) Per Unit	
CPU	xP1000 CPU, 8 DI, 8 RO, 2 Serial Port.	xP1000-MM1DR16AA11	*	
	xP1000 Expansions	Expansion 8 DI/ 8 RO	xPEXPN-ME4DR16AA11	*
		Expansion 4 AI	xPEXPN-ME2AX04AA11	*
		Extension with 2 Analog Outputs	xPEXPN-ME3AY02AA11	*
	xP3000	xP3000, CPU, AC220, 09DI, 07DO RY	xP3000-M1DR16AA111	*
		xP3000, CPU, AC220, 14DI, 10DO RY	xP3000-M1DR24AA111	*
		xP3000 CPU AC220 18DI 14DO RY	xP3000-M1DR32AA111	*
		xP3000, CPU, AC220, 24DI, 16DO RY	xP3000-M1DR40AA111	*
	xP5000	xP5000 CPU DC24 10DI 09DO TP	xP5000-M1DT16AA111	*
		xP5000 CPU DC24 10DI 09DO TN	xP5000-M1DU16AA111	*
		xP5000 CPU AC220 14DI 09DO RY	xP5000-M1DR16AA111	*
		xP5000 CPU DC24 14DI 10DO TN	xP5000-M1DU24AA111	*
xP5000 CPU DC24 14DI 10DO TP		xP5000-M1DT24AA111	*	
xP5000 CPU AC220 14DI 10DO RY		xP5000-M1DR24AA111	*	
xP5000 CPU DC24 14DI 10DO TP Eth.		xP5000-M1DT24EA111	*	
xP5000, CPU, DC24, 14DI, 10DO TN Eth.		xP5000-M1DU24EA111	*	
xP5000 CPU AC220 14DI 10DO RY Eth		xP5000-M1DR24EA111	*	
xP5000, CPU, DC24, 20DI, 12DO TN		xP5000-M1DU32AA111	*	
xP5000 CPU DC24 20DI12DO TP		xP5000-M1DT32AA111	*	
xP5000 CPU AC220 18DI 14DO RY		xP5000-M1DR32AA111	*	
xP5000 CPU AC220 18DI 14DO RY Eth.		xP5000-M1DR32EA111	*	
xP5000,CPU, DC24, 24DI, 16DO TN		xP5000-M1DU40AA111	*	
xP5000 CPU DC24 24DI 16DO TP		xP5000-M1DT40AA111	*	
xP5000, CPU, AC220, 24DI, 16DO RY,		xP5000-M1DR40AA111	*	
xP5000 CPU DC24 24DI 16DO TP Eth.		xP5000-M1DT40EA111	*	
xP5000, CPU, DC24, 24DI, 16DO TN, Eth.		xP5000-M1DU40EA111	*	
xP5000 CPU AC220 24DI 16DO RY Eth		xP5000-M1DR40EA111	*	
xP5000 CPU AC220 36DI 24DO RY		xP5000-M1DR60AA111	*	
xP5000, CPU, AC220, 36DI, 24DO RY, 1 Eth	xP5000-M1DR60EA111	*		
xP5000 Expansion Modules	xPEXPN, 8 OUT RY	xPEXPN-XLE3DR08AA1	*	
	xPEXPN, 8DC inputs ,8 relay outputs	xPEXPN-XLE4DR16AA1	*	
	xPEXPN, 16 INPUTS	xPEXPN-XLE2DX16AA1	*	
	xPEXPN, 16 OUT TR.NPN	xPEXPN-XLE3DU16AA1	*	
	xPEXPN, 16 OUT RY	xPEXPN-XLE3DR16AA1	*	
	xPEXPN, 16 OUT TR.PNP	xPEXPN-XLE3DT16AA1	*	
	xPEXPN, 16DC inputs ,16 relay outputs	xPEXPN-XLE4DR32AA1	*	
	xPEXPN, 32 INPUTS	xPEXPN-XLE2DX32AA1	*	
	xPEXPN, 32 OUT TR.PNP	xPEXPN-XLE3DT32AA1	*	
	xPEXPN, 32 OUT TR.NPN	xPEXPN-XLE3DU32AA1	*	
	xPEXPN, 8 ANALOG INPUTS	xPEXPN-XLE2AI08AA1	*	
	xPEXPN, 4 ANALOG OUTPUTS	xPEXPN-XLE3XQ04AA1	*	
	xPEXPN, 4 AI 2 AO	xPEXPN-XLE4AQ06AA1	*	
	xPCTRG, 1 isolated serial line RS485	xPCTRG-XL05CS01AB1	*	
	xPCTRG, 2 analog input ,1 analog output	xPCTRG-XL04AH03AA1	*	

Note: * For prices please contact nearest branch office



xT Series

- > Wide Range upto 15" in size
- > Application Memory: FLASH EPROM / Screen area: 64MB/User font area 8 MB / Logic program area: 132KB
- > Backup Memory: Screen Area: SRAM 320KB,Variable Area: SRAM 64KB
- > Various Communication Interface: Ethernet /RS-232C / RS-422/485
- > USB host and device
- > SD memory card interface
- > Certificates: CE, RoHS

Category	Description	Cat. No.	M.R.P. (₹) Per Unit	
HMI	xT1000	xT1000 series, 4" TFT, Serial,2 Port	xT1000-E104SDAAA1	*
		xT1000 series, 4" TFT, Serial,2 Port, 1 Eth Port	xT1000-E104EDAAA1	*
		xT1000 series, 7" TFT, Serial,2 Port	xT1000-E107SDAAA1	*
		xT1000 series, 7" TFT, Serial,2 Port, 1 Eth Port	xT1000-E107EDAAA1	*
		xT1000 series, 10" TFT, Serial,2 Port	xT1000-E110SDAAA1	*
		xT1000 series, 10" TFT, Serial,2 Port, 1 Eth Port	xT1000-E110EDAAA1	*
	xTE6000	xTE6000 Series 7 " HMI, DC 24V, Eth.	xTE6000-07EDAA1	*
		xTE6000 Series 10 " HMI, DC 24V, Eth.	xTE6000-10EDAA1	*
		xTE6000 Series 12 " HMI, DC 24V, Eth.	xTE6000-12EDAA1	*
		xTE6000 Series 15 " HMI, DC 24V, Eth.	xTE6000-15EDAA1	*
	xTS6000	xTS6000 Series 04" Advance HMI, DC 24V, Eth.	xTS6000-04EDAA1	*
		xTS6000 Series 07" Advance HMI, DC 24V, Eth.	xTS6000-07EDAA1	*
		xTS6000 Series 10" Advance HMI, DC 24V, Eth.	xTS6000-10EDAA1	*
		xTS6000 Series 12" Advance HMI, DC 24V, Eth.	xTS6000-12EDAA1	*
		xTS6000 Series 15" Advance HMI, DC 24V, Eth.	xTS6000-15EDAA1	*

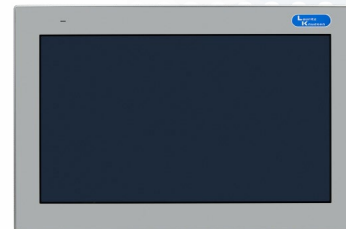
Note: * For prices please contact nearest branch office



xTE6000_10inch



xTE6000_15inch



xTS6000_15inch

xTE6000

- > Wide TFT Color Display (16 Million Colors)
- > Resistive Touch Panel
- > 24V DC Power Supply
- > Compatible with GP-Pro EX Software
- > Panel Mount Design
- > Industrial Grade Construction


xTS6000

- > Wide TFT Color LCD Display (16 Million Colors)
- > Projected Capacitive Multi-Touch Panel
- > High-Performance CPU for Faster Screen Processing
- > Dual Ethernet Ports (on selected models)
- > 24V DC Power Supply
- > Compatible with GP-Pro EX Software
- > Panel Mount Design
- > Industrial Grade Construction (IP65 Front Protection)



Experience the robust performance of our ACCL

Single Phase ACCL



Mains rating : 30A

Genset rating : 1A to 30A

Three Phase ACCL With MCX contactors inside

Range : 32A to 125A



Settable overload current limit at DG side



Separate power consumption monitoring for Mains & Genset



Settable TPN / SPN mode for three phase and single phase DG supply



To Experience Scan or Click



Miniature Circuit Breaker (MCB) [8536]

Range Highlights

- › True contact indication for individual pole
- › Label holder facility for all configurations
- › Conforms to IS/IEC 60898 - 10kA
- › Conforms to IS/IEC 60947 - 2
 - › 15kA C-curve till 40 A
 - › 10kA C-curve for 50A, 63A
- › Available in B, C & D curves
- › Low watt loss - almost 50% of the values prescribed by IS/IEC 60898
- › Trip free mechanism
- › Design based on advanced current limiting hammer trip mechanism
- › No Line-Load bias
- › Bi connect feature on both sides
- › Suitable for accessory fitment



Rating	Modules 1 Mod = 17.5 mm	B-Curve Cat. No.	M.R.P. (₹) Per Unit	C-Curve Cat. No.	M.R.P. (₹) Per Unit	D-Curve Cat. No.	M.R.P. (₹) Per Unit
Single Pole (SP)							
0.5A	1	-	-	BB10E50C	610	BB10E50D	635
1A	1	-	-	BB10010C	610	BB10010D	635
2A	1	-	-	BB10020C	610	BB10020D	635
3A	1	-	-	BB10030C	610	BB10030D	635
4A	1	-	-	BB10040C	610	BB10040D	635
6A	1	BB10060B	359	BB10060C	359	BB10060D	530
10A	1	BB10100B	359	BB10100C	359	BB10100D	530
16A	1	BB10160B	359	BB10160C	359	BB10160D	530
20A	1	BB10200B	359	BB10200C	359	BB10200D	530
25A	1	BB10250B	359	BB10250C	359	BB10250D	530
32A	1	BB10320B	359	BB10320C	359	BB10320D	530
40A	1	BB10400B	855	BB10400C	855	BB10400D	930
50A	1	BB10500B	855	BB10500C	855	BB10500D*	930
63A	1	BB10630B	855	BB10630C	855	BB10630D*	930
Double Pole (DP)							
0.5A	2	-	-	BB20E50C	1765	BB20E50D	1795
1A	2	-	-	BB20010C	1765	BB20010D	1795
2A	2	-	-	BB20020C	1765	BB20020D	1795
3A	2	-	-	BB20030C	1765	BB20030D	1795
4A	2	-	-	BB20040C	1765	BB20040D	1795
6A	2	BB20060B	1230	BB20060C	1230	BB20060D	1305
10A	2	BB20100B	1230	BB20100C	1230	BB20100D	1305
16A	2	BB20160B	1230	BB20160C	1230	BB20160D	1305
20A	2	BB20200B	1230	BB20200C	1230	BB20200D	1305
25A	2	BB20250B	1230	BB20250C	1230	BB20250D	1305
32A	2	BB20320B	1230	BB20320C	1230	BB20320D	1305
40A	2	BB20400B	2005	BB20400C	2005	BB20400D	2130
50A	2	BB20500B	2005	BB20500C	2005	BB20500D*	2130
63A	2	BB20630B	2005	BB20630C	2005	BB20630D*	2130
Three Pole (TP)							
0.5A	3	-	-	BB30E50C	2570	BB30E50D	2610
1A	3	-	-	BB30010C	2570	BB30010D	2610
2A	3	-	-	BB30020C	2570	BB30020D	2610
3A	3	-	-	BB30030C	2570	BB30030D	2610
4A	3	-	-	BB30040C	2570	BB30040D	2610
6A	3	BB30060B	1940	BB30060C	1940	BB30060D	2080
10A	3	BB30100B	1940	BB30100C	1940	BB30100D	2080
16A	3	BB30160B	1940	BB30160C	1940	BB30160D	2080
20A	3	BB30200B	1940	BB30200C	1940	BB30200D	2080
25A	3	BB30250B	1940	BB30250C	1940	BB30250D	2080
32A	3	BB30320B	1940	BB30320C	1940	BB30320D	2080
40A	3	BB30400B	3020	BB30400C	3020	BB30400D	3220
50A	3	BB30500B	3020	BB30500C	3020	BB30500D*	3220
63A	3	BB30630B	3020	BB30630C	3020	BB30630D*	3220

Note: Standard Pack Quantity for MCB : SP - 12 Nos., DP - 6 Nos., TP - 4 Nos., FP - 3 Nos.

*For details, please contact nearest branch office



Miniature Circuit Breaker (MCB) [8536]



Rating	Modules 1 Mod = 17.5 mm	B-Curve Cat. No.	M.R.P. (₹) Per Unit	C-Curve Cat. No.	M.R.P. (₹) Per Unit	D-Curve Cat. No.	M.R.P. (₹) Per Unit
Four Pole (FP)							
0.5A	4	-	-	BB40E50C	3265	BB40E50D	3270
1A	4	-	-	BB40010C	3265	BB40010D	3270
2A	4	-	-	BB40020C	3265	BB40020D	3270
3A	4	-	-	BB40030C	3265	BB40030D	3270
4A	4	-	-	BB40040C	3265	BB40040D	3270
6A	4	BB40060B	2710	BB40060C	2710	BB40060D	2830
10A	4	BB40100B	2710	BB40100C	2710	BB40100D	2830
16A	4	BB40160B	2710	BB40160C	2710	BB40160D	2830
20A	4	BB40200B	2710	BB40200C	2710	BB40200D	2830
25A	4	BB40250B	2710	BB40250C	2710	BB40250D	2830
32A	4	BB40320B	2710	BB40320C	2710	BB40320D	2830
40A	4	BB40400B	3800	BB40400C	3800	BB40400D	4185
50A	4	BB40500B	3800	BB40500C	3800	BB40500D*	4185
63A	4	BB40630B	3800	BB40630C	3800	BB40630D*	4185

Note: Standard Pack Quantity for MCB : SP - 12 Nos., DP - 6 Nos., TP - 4 Nos., FP - 3 Nos.

*For details, please contact nearest branch office

MCBs (Miniature Circuit Breakers) : 80A-125A [8536]

Range Highlights

- › Short circuit Breaking Capacity - 15kA (IS/IEC 60947-2, EN 60947-2)
- › C & D Characteristics
- › Available in SP, DP, TP and FP
- › Suitable for Isolation
- › Protection Degree - IP 20
- › Availability of wide Range of Site Mountable Accessories



Rating	Modules 1 Mod = 17.5 mm	C Curve Cat. No.	M.R.P. (₹) Per Unit	D Curve Cat. No.	M.R.P. (₹) Per Unit
Single Pole (SP)					
80A	1.5	AU15S10803C	3685	AU15S10803D	4195
100A	1.5	AU15S11003C	4130	AU15S11003D	4690
125A	1.5	AU15S11253C	4445	AU15S11253D	5070
Double Pole (DP)					
80A	3	AU15S20803C	8160	AU15S20803D	9290
100A	3	AU15S21003C	8705	AU15S21003D	9900
125A	3	AU15S21253C	9580	AU15S21253D	10890
Three Pole (TP)					
80A	4.5	AU15S30803C	12875	AU15S30803D	14660
100A	4.5	AU15S31003C	13735	AU15S31003D	15610
125A	4.5	AU15S31253C	15240	AU15S31253D	17320
Four Pole (FP)					
80A	6	AU15S40803C	16820	AU15S40803D	19100
100A	6	AU15S41003C	17495	AU15S41003D	19905
125A	6	AU15S41253C	19815	AU15S41253D	22520

**CERTIFIED TO LEAD,
TRUSTED FOR SAFETY.**

BIS-Certified HR MCBs Range - 80A, 100A & 125A



Solar Combo MCBs [8536]

(AC MCB + DC MCB)



AC MCB^A with C-Curve

Description	Modules 1 Mod = 17.5mm	Cat. No.	M.R.P. (₹) Per Unit
1 AC 16A DP MCB ^A + 1 DC 16A DP 500V MCB	2+2	SC221616	2015
New 1 AC 20A DP MCB ^A + 1 DC 20A DP 500V MCB	2+2	SC222020	2015
New 1 AC 20A DP MCB ^A + 1 DC 25A DP 500V MCB	2+2	SC222025	2015
New 1 AC 20A DP MCB ^A + 1 DC 32A DP 500V MCB	2+2	SC222032	2015
1 AC 25A DP MCB ^A + 1 DC 16A DP 500V MCB	2+2	SC222516	2015
New 1 AC 25A DP MCB ^A + 1 DC 25A DP 500V MCB	2+2	SC222525	2015
1 AC 32A DP MCB ^A + 1 DC 16A DP 500V MCB	2+2	SC223216	2015
New 1 AC 32A DP MCB ^A + 1 DC 25A DP 500V MCB	2+2	SC223225	2015
1 AC 32A DP MCB ^A + 1 DC 32A DP 500V MCB	2+2	SC223232	2015

Double the Protection, Twice the Power!

Complete Protection for Solar Rooftop Installations

DC MCB:
10kA as per IEC 60947-2
AC MCB:
10kA as per IS/IEC 60898-1



Miniature Circuit Breaker (MCB) [8536]

DC MCBs as per IEC 60947-2 [8536]

Rated Voltage:
Breaking capacity of 6 kA - BB Series DC MCBs

130V DC SP MCB

Rating	Modules 1 Mod = 17.5mm	Cat. No.	M.R.P. (₹) Per Unit
Single Pole (SP)			
0.5A	1	BB10E5DC	860
1A	1	BB1001DC	860
2A	1	BB1002DC	860
3A	1	BB1003DC	860
4A	1	BB1004DC	860
6A	1	BB1006DC	745
10A	1	BB1010DC	745
16A	1	BB1016DC	745
20A	1	BB1020DC	745
25A	1	BB1025DC	745
32A	1	BB1032DC	745
40A	1	BB1040DC	980
50A	1	BB1050DC	980
63A	1	BB1063DC	980



Rated Voltage:
Breaking capacity of BJ Series DC MCBs
» 10kA till 40 A
» 6kA for 50A, 63A

250V DC SP MCB

Rating	Modules 1 Mod = 17.5mm	Cat. No.	M.R.P. (₹) Per Unit
Single Pole (SP)			
0.5A	1	BJ10E5DC	1010
1A	1	BJ1001DC	1010
2A	1	BJ1002DC	1010
3A	1	BJ1003DC	1010
4A	1	BJ1004DC	1010
6A	1	BJ1006DC	825
10A	1	BJ1010DC	825
16A	1	BJ1016DC	825
20A	1	BJ1020DC	825
25A	1	BJ1025DC	825
32A	1	BJ1032DC	825
40A	1	BJ1040DC	1140
50A	1	BJ1050DC	1140
63A	1	BJ1063DC	1140

New

250V DC DP MCB

0.5A	2	BB20E5DC	1840
1A	2	BB2001DC	1840
2A	2	BB2002DC	1840
3A	2	BB2003DC	1840
4A	2	BB2004DC	1840
6A	2	BB2006DC	1620
10A	2	BB2010DC	1620
16A	2	BB2016DC	1620
20A	2	BB2020DC	1620
25A	2	BB2025DC	1620
32A	2	BB2032DC	1620
40A	2	BB2040DC	2190
50A	2	BB2050DC	2190
63A	2	BB2063DC	2190



500V DC DP MCB

0.5A	2	BJ20E5DC	2105
1A	2	BJ2001DC	2105
2A	2	BJ2002DC	2105
3A	2	BJ2003DC	2105
4A	2	BJ2004DC	2105
6A	2	BJ2006DC	1780
10A	2	BJ2010DC	1780
16A	2	BJ2016DC	1780
20A	2	BJ2020DC	1780
25A	2	BJ2025DC	1780
32A	2	BJ2032DC	1780
40A	2	BJ2040DC	2265
50A	2	BJ2050DC	2265
63A	2	BJ2063DC	2265

New

Note: Standard Pack Quantity for MCB : SP - 12 Nos., DP - 6 Nos.

1000V DC MCBs [8536]

Rated Voltage: 1000V DC
with breaking capacity of 6 kA - BK Series DC MCBs

Description	Modules 1 Mod = 17.5mm	Cat. No.	M.R.P. (₹) Per Unit
DP 6A 1000V DC 6kA MCB	4	BK2006DC	2710
DP 10A 1000V DC 6kA MCB	4	BK2010DC	2710
DP 16A 1000V DC 6kA MCB	4	BK2016DC	2710
DP 20A 1000V DC 6kA MCB	4	BK2020DC	2710
DP 25A 1000V DC 6kA MCB	4	BK2025DC	2710
DP 32A 1000V DC 6kA MCB	4	BK2032DC	2710
DP 40A 1000V DC 6kA MCB	4	BK2040DC	3295
DP 50A 1000V DC 6kA MCB	4	BK2050DC	3295
DP 63A 1000V DC 6kA MCB	4	BK2063DC	3295



New



Isolators [8536]



Range Highlights

- › Conforms to IEC 60947-3
- › Utilization category AC-22A
- › Available in DP, TP and FP versions in 40A, 63A, 80A & 100A ratings

Rating	Modules 1 Mod = 17.5 mm	Cat. No.	M.R.P. (₹) Per Unit	Modules 1 Mod = 17.5 mm	Cat. No.	M.R.P. (₹) Per Unit	Modules 1 Mod = 17.5 mm	Cat. No.	M.R.P. (₹) Per Unit
Double Pole (DP)			Three Pole (TP)			Four Pole (FP)			
40A	2	BF204000	830	3	BF304000	1440	4	BF404000	1845
63A	2	BF206300	1055	3	BF306300	1660	4	BF406300	1930
80A	2	BF208000	1345	3	BF308000	1820	4	BF408000	2160
100A	2	BF210000	1410	3	BF310000	1940	4	BF410000	2335

Note: Standard Pack Quantity for Isolator : DP - 6 Nos., TP - 4 Nos., FP - 3 Nos.

RCCB (Residual Current Circuit Breaker) [8536]

Range Highlights

- › Conforms to IS 12640 (Part 1) / IEC 61008-1
- › RCCBs are available in DP and FP versions from 25 to 100A ratings with 30 mA, 100 mA and 300mA sensitivity



- › Truly current operated - operation even at nominal Voltage
- › Operates on Core Balance Current Transformer (CBCT) principle
- › Advanced neutral mechanism

Rating	Sensitivity	Modules 1 Mod =17.5 mm	Cat. No.	M.R.P. (₹) Per Unit
Double Pole (DP)				
25A	30 mA	2	BG202503	3980
	100 mA	2	BG202510	4380
	300 mA	2	BG202530	4380
32A	30 mA	2	BG203203	4550
	100 mA	2	BG203210	5005
	300 mA	2	BG203230	5005
40A	30 mA	2	BG204003	4550
	100 mA	2	BG204010	5005
	300 mA	2	BG204030	5005
63A	30 mA	2	BG206303	5675
	100 mA	2	BG206310	6035
	300 mA	2	BG206330	6035
100A	30 mA	2	BG210003	10195
	100 mA	2	BG210010	10510
	300 mA	2	BG210030	10510

Rating	Sensitivity	Modules 1 Mod =17.5 mm	Cat. No.	M.R.P. (₹) Per Unit
Four Pole (FP)				
25A	30 mA	4	BG402503	5450
	100 mA	4	BG402510	5705
	300 mA	4	BG402530	5705
32A	30 mA	4	BG403203	5505
	100 mA	4	BG403210	5805
	300 mA	4	BG403230	5805
40A	30 mA	4	BG404003	5505
	100 mA	4	BG404010	5805
	300 mA	4	BG404030	5805
63A	30 mA	4	BG406303	6225
	100 mA	4	BG406310	6655
	300 mA	4	BG406330	6655
100A	30 mA	4	BG410003	10850
	100 mA	4	BG410010	11250
	300 mA	4	BG410030	11250

RCCBs (Residual Current Circuit Breakers) : Type-Adi (with Added immunity) [8536]



Range Highlights

- › Wide Range of Current Ratings - 25A to 100A
- › Precise Sensitivities for variety of applications - from 30mA to 300mA
- › 2P & 4P versions
- › Suitable for Isolation
- › Protection Degree - IP 20
- › Availability of wide Range of Site Mountable Accessories
- › Type Adi: Suitable for AC + Pulsating DC (Type A) + Harmonics

Rating	Sensitivity	Modules 1 Mod = 17.5 mm	CAT Nos.	M.R.P. (₹) Per Unit
2P Adi				
25A	30mA	2	AURAD202503	7355
	100mA	2	AURAD202510	7695
	300mA	2	AURAD202530	7695
40A	30mA	2	AURAD204003	7805
	100mA	2	AURAD204010	7930
	300mA	2	AURAD204030	7930
63A	30mA	2	AURAD206303	9130
	100mA	2	AURAD206310	9305
	300mA	2	AURAD206330	9305
100A	30mA	2	AURAD210003	13490

Rating	Sensitivity	Modules 1 Mod = 17.5 mm	CAT Nos.	M.R.P. (₹) Per Unit
4P Adi				
25A	30mA	4	AURAD402503	8895
	100mA	4	AURAD402510	9060
	300mA	4	AURAD402530	9060
40A	30mA	4	AURAD404003	9235
	100mA	4	AURAD404010	9380
	300mA	4	AURAD404030	9380
63A	30mA	4	AURAD406303	10055
	100mA	4	AURAD406310	10265
	300mA	4	AURAD406330	10265
100A	30mA	4	AURAD410003	16020
	300mA	4	AURAD410030	16020



All-Rounder RCDs (RCCB & RCBO)

Specially designed Adi RCDs ensure Safe and Reliable protection for All Applications in AC networks with Pulsating DC along with Harmonics

Type A

AC

Harmonics



Added Immunity



RCBOs (Residual Current Breaker with Overcurrent Protection) [8536]

Range Highlights*

- › Conforms to IEC 61009-1, IS 12640-2, EN 61009-1
- › Short circuit Breaking Capacity - 10kA
- › Precise Sensitivities for a variety of applications
 - › from 10mA to 300mA
- › Suitable for Isolation

Type-AC

Rating	Sensitivity	Modules 1 Mod = 17.5 mm	CAT Nos.	M.R.P. (₹) Per Unit
2P AC*				
6A	10mA	2	AUF3C200601	6710
	30mA	2	AUF3C200603	6710
	100mA	2	AUF3C200610	6850
	300mA	2	AUF3C200630	6930
10A	10mA	2	AUF3C201001	6710
	30mA	2	AUF3C201003	6710
	100mA	2	AUF3C201010	6850
	300mA	2	AUF3C201030	6930
16A	10mA	2	AUF3C201601	6710
	30mA	2	AUF3C201603	6710
	100mA	2	AUF3C201610	6850
	300mA	2	AUF3C201630	6930
20A	30mA	2	AUF3C202003	6710
	100mA	2	AUF3C202010	6850
	300mA	2	AUF3C202030	6930
25A	30mA	2	AUF3C202503	6710
	100mA	2	AUF3C202510	6850
	300mA	2	AUF3C202530	6930
32A	30mA	2	AUF3C203203	6710
	100mA	2	AUF3C203210	6850
	300mA	2	AUF3C203230	6930
40A	30mA	2	AUF3C204003	6710
	100mA	2	AUF3C204010	6850
	300mA	2	AUF3C204030	6930
63A	30mA	4	AUF3C206303	7970
	100mA	4	AUF3C206310	8455
	300mA	4	AUF3C206330	8520
4P AC				
16A	30mA	7.5	AUF3C401603	7205
	100mA	7.5	AUF3C401610	8020
	300mA	7.5	AUF3C401630	8180
20A	30mA	7.5	AUF3C402003	7205
	100mA	7.5	AUF3C402010	8020
	300mA	7.5	AUF3C402030	8180
25A	30mA	7.5	AUF3C402503	7205
	100mA	7.5	AUF3C402510	8020
	300mA	7.5	AUF3C402530	8180
32A	30mA	7.5	AUF3C403203	7440
	100mA	7.5	AUF3C403210	8025
	300mA	7.5	AUF3C403230	8205
40A	30mA	7.5	AUF3C404003	7555
	100mA	7.5	AUF3C404010	8025
	300mA	7.5	AUF3C404030	8230
63A	30mA	7.5	AUF3C406303	9055
	100mA	7.5	AUF3C406310	9225
	300mA	7.5	AUF3C406330	9225
80A	30mA	12	AUF3C408003	35090
	100mA	12	AUF3C408010	35875
	300mA	12	AUF3C408030	35875
100A	30mA	12	AUF3C410003	37515
	100mA	12	AUF3C410010	38410
	300mA	12	AUF3C410030	38410



- › Availability of wide Range of Site Mountable Accessories
- › Available in
 - › Type AC: For standard AC installations
 - › Type Adi: Suitable for AC + Pulsating DC (Type A) + Harmonics

Type-Adi

Rating	Sensitivity	Modules 1 Mod = 17.5 mm	CAT Nos.	M.R.P. (₹) Per Unit
2P Adi				
6A	30mA	2	AUF3D200603	9055
	100mA	2	AUF3D200610	9975
	300mA	2	AUF3D200630	10350
	30mA	2	AUF3D201003	9055
10A	100mA	2	AUF3D201010	9975
	300mA	2	AUF3D201030	10350
	30mA	2	AUF3D201603	9055
16A	100mA	2	AUF3D201610	9975
	300mA	2	AUF3D201630	10350
	30mA	2	AUF3D202003	9055
20A	100mA	2	AUF3D202010	9975
	300mA	2	AUF3D202030	10350
	30mA	2	AUF3D202503	9055
25A	100mA	2	AUF3D202510	9975
	300mA	2	AUF3D202530	10350
	30mA	2	AUF3D203203	9055
32A	100mA	2	AUF3D203210	9975
	300mA	2	AUF3D203230	10350
	30mA	2	AUF3D204003	9055
40A	100mA	2	AUF3D204010	9975
	300mA	2	AUF3D204030	10350
	30mA	4	AUF3D206303	10475
63A	100mA	4	AUF3D206310	11080
	300mA	4	AUF3D206330	11180
	4P Adi			
16A	30mA	7.5	AUF3D401603	9465
	100mA	7.5	AUF3D401610	10525
	300mA	7.5	AUF3D401630	10740
20A	30mA	7.5	AUF3D402003	9465
	100mA	7.5	AUF3D402010	10525
	300mA	7.5	AUF3D402030	10740
25A	30mA	7.5	AUF3D402503	9465
	100mA	7.5	AUF3D402510	10525
	300mA	7.5	AUF3D402530	10740
32A	30mA	7.5	AUF3D403203	9765
	100mA	7.5	AUF3D403210	10535
	300mA	7.5	AUF3D403230	10755
40A	30mA	7.5	AUF3D404003	9915
	100mA	7.5	AUF3D404010	10535
	300mA	7.5	AUF3D404030	10800
63A	30mA	7.5	AUF3D406303	11880
	100mA	7.5	AUF3D406310	12120
	300mA	7.5	AUF3D406330	12120
80A	30mA	12	AUF3D408003	35090
	100mA	12	AUF3D408010	35875
	300mA	12	AUF3D408030	35875
100A	30mA	12	AUF3D410003	37515
	100mA	12	AUF3D410010	38410
	300mA	12	AUF3D410030	38410

*For technical details, please contact nearest branch office



SPDs (Surge Protection Devices) [8536]



Range Highlights

- › Conforms to IEC 61643-11
- › Available in Type 2 and Type 1+2
- › Type 2 : Protection against indirect lightning and switching surges
 - » Maximum Discharge Current - I_{max} up to 70kA
- › Type 1+2 : Protection against direct and indirect lightning surges
 - » Maximum Discharge Current - I_{max} up to 100kA



440V Application (Common + Differential Mode)

Description	I _{max}	Configuration	Modules 1 Mod = 17.5 mm	Cat. No.	M.R.P. (₹) Per Unit
Type 1+2, I _{imp} 12.5kA	50kA	1P+N	2	AUSP121PN50D	13750
		3P+N	4	AUSP123PN50D	26335
Type 2	40kA	1P+N	1	AUSP021PN40D	8595
		3P+N	2	AUSP023PN40D	17175
Type 2	15kA	1P+N	1	AUSP021PN15D	6875
		3P+N	2	AUSP023PN15D	13525
Type 1+2, I _{imp} 8kA	100kA	1P+N	2	AUSP121PN100D	12360
		3P+N	4	AUSP123PN100D	24290
Type 2	70kA	1P+N	2	AUSP021PN70D	13500
		3P+N	4	AUSP023PN70D	22485

800V Solar Application

Description	Configuration	Modules 1 Mod = 17.5 mm	Voltage (Uc)	Cat. No.	M.R.P. (₹) Per Unit
Type 2, I _{max} 40kA	3P	4	1500	AUSP023P40-1500	17250
Type 1+2, I _{imp} 12.5kA	3P	5	1360	AUSP123P50-1360	51750
Type 1+2, I _{imp} 12.5kA	3P	4	880	AUSP123P50-880	35500

SPD Cartridges

Description	Cat. No.	M.R.P. (₹) Per Unit
Cartridge for AUSP021PN15D	AUSC021PN15D	3380
Cartridge for AUSP021PN40D	AUSC021PN40D	4210
Cartridge for AUSP021PN70D / AUSP023PN70D	AUSC021PN70D	4500
Cartridge for AUSP023PN15D [#]	AUSC023PN15D	4420
Cartridge for AUSP023PN40D [#]	AUSC023PN40D	5620
Cartridge for AUSP121PN100D / AUSP123PN100D	AUSC121PN100D	6745
Cartridge for AUSP121PN50D / AUSP123PN50D	AUSC121PN50D	7280
Cartridge for AUSP023PN15D [#]	AUSC023PN15DG	4900
Cartridge for AUSP023PN40D [#]	AUSC023PN40DG	5115

[#]For technical details, please contact nearest branch office

ACCL (Automatic Changeover with Current Limiter) [8536]

Single Phase ACCL



Range Highlights

- › Conforms to IEC 60947-6, IEC 60947-3
- › Wide Range of Current Ratings
 - » (Generator side) - 1A to 30A
 - » (Electricity Board side) - 30A
- › RoHS compliant

Description EB/DG	Modules 1 Mod = 17.5 mm	CAT Nos.	M.R.P. (₹) Per Unit
30A/1A	4	AUCL01030001	3045
30A/1.5A	4	AUCL010301E5	3045
30A/2A	4	AUCL01030002	3045
30A/2.5A	4	AUCL010302E5	3045
30A/3A	4	AUCL01030003	3045
30A/4A	4	AUCL01030004	3045
30A/5A	4	AUCL01030005	3045
30A/6A	4	AUCL01030006	3045
30A/8A	4	AUCL01030008	3045
30A/10A	4	AUCL01030010	3045
30A/12A	4	AUCL01030012	3045
30A/15A	4	AUCL01030015	3045
30A/20A	4	AUCL01030020	3045
30A/30A	4	AUCL01030030*	3045

*Non-current limiting variant

Three Phase ACCL



Range Highlights

- › Settable overload current limit at DG side
- › Separate power consumption monitoring for Mains & Genset
- › Settable overvoltage & undervoltage protection
- › Settable TPN or SPN mode at DG side
- › Protection against single phasing

Description (AC-1) EB/DG	Cat. No.	M.R.P. (₹) Per Unit
32A / 32A	AUCL03032032	18415
40A / 32A	AUCL03040032	18975
40A / 40A	AUCL03040040	20540
50A / 50A	AUCL03050050	29275
63A / 50A	AUCL03063050	32300
63A / 63A	AUCL03063063	36590
80A / 80A	AUCL03080080	55765
125A / 125A	AUCL03125125	93870

For 3 Phase ACCL programming video please scan the QR code or click here



Changeover Switches [8536]



Range Highlights

- › Conforms to IEC 60947-3 and IS/IEC 60947-3
- › Available in 3 positions (I-O-II) with centre off position
- › Utilization category AC-22A

Rating	Modules 1 Mod = 17.5 mm	Cat. No.	M.R.P. (₹) Per Unit
Double Pole			
25A	2	AUC00202500	2270
40A	2	AUC00204000	3475
63A	3	AUC00206300	4040
Four Pole			
40A	4	AUC00404000	5985
63A	6	AUC00406300	6785

Accessories

Accessories [8538]



All Half Module and One Module Accessories are common for AU MCBs, RCCBs and RCBs

Description	Configuration	Modules 1 Mod = 17.5 mm	Voltage	CAT Nos.	M.R.P. (₹) Per Unit
Auxiliary Contact	1NO+1NC	0.5	240V AC, 24V DC	AUAXAC240	1255
AUX/TAC*	1NO+1NC	0.5	240V AC, 24V DC	AUATAC240	1470
HR AUX/TAC*	1NO+1NC	0.5	240V AC, 24V DC	AUATAC240HR	1470
Undervoltage Release	-	1	240V AC	AUUVAC240	2965
	-	1	24V DC	AUUVDC024	2965
Overvoltage Release	-	1	240V AC	AUOVAC240	3665
Shunt Release	-	1	240V AC	AUSRAC240	3400
	-	1	24V DC	AUSRDC024	3400
Padlock-Suitable for Lock Hasp 3.5 - 5 mm dia. max	Suitable for 1Pole=1Mod devices: RCCBs, RCBs, Changeover Switches up to 40A			AUPD01	670
	Suitable for 1Pole-1.5Mod devices: MCBs 80A-125A, Changeover Switch 63A			AUPD02	755

Note: Standard Pack Quantity for Padlock - 2 Nos.

*For 80A-125A MCBs please contact nearest branch office

Control & Monitoring Devices

Modular Contactors [8536]



Range Highlights

- › Wide Range of Current Ratings:
 - › 25A, 40A and 63A
- › Conforms to :
 - › IEC 61095, EN 61095
 - › IEC 60947-4-1, EN 60947-4-1
 - › IEC 60947-5-1
- › Protection Degree IP 20

Description (AC-1)	Modules 1 Mod = 17.5 mm	Cat. No.	M.R.P. (₹) Per Unit
25A-1NO	1	AUMC1002501	2545
25A-2NO	1	AUMC2002501	3195
40A-2NO	3	AUMC2004003	5465
40A-3NO	3	AUMC3004003	7830
40A-4NO	3	AUMC4004003	9185
63A-2NO+2NC	3	AUMC2206303	9710
63A-3NO	3	AUMC3006303	9950
63A-4NO	3	AUMC4006303	10955

Accessory [8538]

Auxiliary Contact, 2NO	0.5	AUMCAUX240	2380
------------------------	-----	------------	------

Energy Meters [9030]



Range Highlights

- › DIN mounting whole current operated meter
- › Accuracy Class 1.0
- › Inbuilt RS485 option
- › **Parameters :** Voltage, Current, kW, kWh, kVA, kVAh, RPM, Load hours, Interruptions


Description	Modules 1 Mod = 17.5 mm	Cat. No.	M.R.P. (₹) Per Unit
Single Phase - 60A	2	WD4010100000	3580
Three Phase - 80A	5	WD4020100000	7755
Single Phase - 60A (RS485)	2	WD4010110000	5295
Three Phase - 80A (RS485)	5	WD4020110000	11700

Indicating Lights [8531]



Description	Modules 1 Mod = 17.5 mm	Cat. No.	M.R.P. (₹) Per Unit
RED	1	AUIL01RED00	1465
YELLOW	1	AUIL01YEL00	1465
BLUE	1	AUIL01BLU00	1465
GREEN	1	AUIL01GRE00	1465
RED-YELLOW-BLUE	1	AUIL01RYB00	1780

Auxiliary & Accessories for Exora MCBs [8538]



Description	Cat. No.	M.R.P. (₹) Per Unit
Auxiliary Contact - 6A , 240V AC, (1NO+1NC), 0.5 Mod	BZA11006	1205
Shunt Release - 240V AC, 1 Mod	BZS00240	3295
Trip Alarm Contact - 6A, 240V AC, (1NO+1NC), 0.5 Mod	BZT11006	1405



Plugs



Highlights

- › Conforms to IEC 60309 -1&2
- › Mechanical Impact - IK08
- › Ingress Protection - IP44 & IP67
- › Fire Resistance - 850°C as per IEC 60695-2-11
- › Easy Screw connection with same orientation of clamp screws

Description	Cat NO	M.R.P. (₹) Per Unit
Plug - IP44		
16A, 2P+E	PSKPM30164	700
32A, 2P+E	PSKPM30324	1105
16A, 3P+E	PSKPM40164	895
32A, 3P+E	PSKPM40324	1305
16A, 3P+N+E	PSKPM50164	945
32A, 3P+N+E	PSKPM50324	1260
Plug - IP67		
16A, 2P + E	PSKPM30167	1560
32A, 2P + E	PSKPM30327	2200
63A, 2P + E	PSKPM30637	6250
16A, 3P + E	PSKPM40167	1760
32A, 3P + E	PSKPM40327	2785
63A, 3P + E	PSKPM40637	5950
16A, 3P + N + F	PSKPM50167	1885
32A, 3P + N + E	PSKPM50327	2400
63A, 3P + N + E	PSKPM50637	5965
125A, 3P + N + E	PSKPM51257	18215

Socket



Highlights

- › Conforms to IEC 60309 -1&2
- › Mechanical Impact - IK08
- › Ingress Protection - IP44 & IP67
- › Fire Resistance - 850°C as per IEC 60695-2-11
- › Easy Screw connection with same orientation of clamp screws

Description	Cat NO	M.R.P. (₹) Per Unit
Socket - IP44		
16A, 2P+E	PSKSM30164	970
32A, 2P+E	PSKSM30324	1355
16A, 3P+E	PSKSM40164	1140
16A, 3P + N + E	PSKSM50164	1240
32A, 3P + N + E	PSKSM50324	1660
Socket - IP67		
16A, 2P+E	PSKSM30167	1830
32A, 2P+E	PSKSM30327	2515
63A, 2P+E	PSKSM30637	6800
16A, 3P+E	PSKSM40167	2295
63A, 3P+E	PSKSM40637	6865
16A, 3P + N + E	PSKSM50167	2400
32A, 3P + N + E	PSKSM50327	2805
63A, 3P + N + E	PSKSM50637	6975
125A, 3P + N + E	PSKSM51257	21895

Socket Angled



Highlights

- › Conforms to IEC 60309 -1&2
- › Mechanical Impact - IK08
- › Ingress Protection - IP44 & IP67
- › Fire Resistance - 850°C as per IEC 60695-2-11
- › Easy Screw connection with same orientation of clamp screws

Description	Cat NO	M.R.P. (₹) Per Unit
Socket Angled - IP44		
16A, 2P+E	PSKSA30164	755
32A, 2P+E	PSKSA30324	1335
16A, 3P+E	PSKSA40164	1140
32A, 3P+E	PSKSA40324	1575
16A, 3P+N+E	PSKSA50164	1215
32A, 3P+N+E	PSKSA50324	1540
Socket Angled - IP67		
16A, 2P+E	PSKSA30167	1440
32A, 2P+E	PSKSA30327	1875
63A, 2P+E	PSKSA30637	6140
32A, 3P+E	PSKSA40327	2785
63A, 3P+E	PSKSA40637	6150
32A, 3P+N+E	PSKSA50327	2220
63A, 3P+N+E	PSKSA50637	6275
125A, 3P+N+E	PSKSA51257	20820

Socket Straight



Highlights

- › Conforms to IEC 60309 -1&2
- › Mechanical Impact - IK08
- › Ingress Protection - IP44 & IP67
- › Fire Resistance - 850°C as per IEC 60695-2-11
- › Easy Screw connection with same orientation of clamp screws

Description	Cat NO	M.R.P. (₹) Per Unit
Socket Straight- IP44		
16A, 2P+E	PSKSS30164	860
32A, 2P+E	PSKSS30324	1370
32A, 3P+N+E	PSKSS50324	1715
Socket Straight- IP67		
16A, 2P+E	PSKSS30167	1450
63A, 2P+E	PSKSS30637	7435
63A, 3P+E	PSKSS40637	6210
63A, 3P+N+E	PSKSS50637	6210
125A, 3P+N+E	PSKSS51257	20820



Distribution Board suitable for Aluminum shuttering (Mivan) Construction



DBs suitable for Aluminum Shuttering Construction [8537]

SPN DBs

Highlights

- › Available in CRCA sheet steel, RAL9003, powder coated
- › Ready to use DBs - Provided with 100A insulated phase bus-bar | neutral bar/s with shroud/s | earth bar/s | sticking saddles | cement spill protector | color-coded interconnecting wire set | cable ties | blanking plates and circuit identification label
- › With provision for DP MCB/Isolator/RCCB/RCBO as incomer and SP MCBs as outgoing

Description	No. of Modules		Cat. Nos.	M.R.P. (₹) Per Unit
	Incomer + Outgoing			
IP 43 - Metal Door				
4 way	2	2	LTSD04M	*
6 way	2	4	LTSD06M	*
8 way	2	6	LTSD08M	*
12 way	2	10	LTSD12M	*
16 way	2	14	LTSD16M	*

TPN DBs

Highlights

- › Available in CRCA sheet steel, RAL 9003, powder coated
- › Ready to use DBs - Provided with 100A insulated phase bus-bars | neutral bar/s with shroud/s | earth bar/s | sticking saddles | cement spill protector | color-coded interconnecting wire set | cable ties | blanking plates and circuit identification labels
- › With provision for FP MCB/Isolator/RCCB/RCBO as incomer and SP MCBs as outgoing

Description	No. of Modules		Cat. Nos.	M.R.P. (₹) Per Unit
	Incomer + Outgoing			
IP 43 - Metal Door				
4 way	8	4+4+4	LTTD04M	*
6 way	8	6+6+6	LTTD06M	*
8 way	8	8+8+8	LTTD08M	*

* For details, please contact nearest branch office



DESIGN OR SAFETY?

OBVIOUSLY BOTH. OBVIOUSLY EXORA.N DB.

#ExoraHaiTohSafeHai



©2026. ALL RIGHTS RESERVED



Highlights

- › Conforms to IEC 61439-1 & 3
- › IK 08-for single door DBs, IK 09-for double door DBs
- › Available in CRCA sheet steel, RAL9003, powder coated
- › Ready to use DBs - Provided with 100A insulated phase bus-bar | neutral bar/s with shroud/s | earth bar/s | sticking saddles | cement spill protector | color-coded interconnecting wire set | cable ties | blanking plates and circuit identification label
- › With provision for DP MCB/Isolator/RCCB/RCBO as incomer and SP MCBs as outgoing



Description	No. of Modules		Cat. Nos.	M.R.P. (₹) Per Unit
	Incomer + Outgoing			
IP 30 - Single Door				
4 way	2	2	DESPN004SDS	2060
6 way	2	4	DESPN006SDS	2155
8 way	2	6	DESPN008SDS	2485
12 way	2	10	DESPN012SDS	2950
16 way	2	14	DESPN016SDS	3610
18 way	2	16	DESPN018SDS	4200
IP 43 - Metal Door				
4 way	2	2	DESPN004DDS	2680
6 way	2	4	DESPN006DDS	3090
8 way	2	6	DESPN008DDS	3305
12 way	2	10	DESPN012DDS	3965
16 way	2	14	DESPN016DDS	5015
18 way	2	16	DESPN018DDS	5250
IP 43 - Glazed Door				
4 way	2	2	DESPN004GDS	3590
6 way	2	4	DESPN006GDS	3820
8 way	2	6	DESPN008GDS	4150
12 way	2	10	DESPN012GDS	5055
16 way	2	14	DESPN016GDS	6280
18 way	2	16	DESPN018GDS	6645
IP 54 - Metal Door				
4 way	2	2	DESPN00454S	9355
6 way	2	4	DESPN00654S	10430
8 way	2	6	DESPN00854S	11090
12 way	2	10	DESPN01254S	12735
16 way	2	14	DESPN01654S	14180
18 way	2	16	DESPN01854S	14495

Highlights

- › Conforms to IEC 61439-1 & 3
- › IK 08-for single door DBs, IK 09-for double door DBs
- › Available in CRCA sheet steel, RAL 9003, powder coated
- › Ready to use DBs - Provided with 100A insulated phase bus-bars | neutral bar/s with shroud/s | earth bar/s | sticking saddles | cement spill protector | color-coded interconnecting wire set | cable ties | blanking plates and circuit identification labels
- › With provision for FP MCB/Isolator/RCCB/RCBO as incomer and SPMCBs as outgoing



Description	No. of Modules		Cat. Nos.	M.R.P. (₹) Per Unit
	Incomer	Outgoing		
IP 30 - Single Door				
4 way	4	4+4+4	DETPN004SDS	5360
6 way	4	6+6+6	DETPN006SDS	6580
4 way	8	4+4+4	DETPN004SDS	5645
6 way	8	6+6+6	DETPN006SDS	6990
8 way	8	8+8+8	DETPN008SDS	8245
12 way	8	12+12+12	DETPN012SDS	11880
16 way	8	16+16+16	DETPN016SDS	14485
IP 43 - Metal Door				
4 way	4	4+4+4	DETPN004DDS	6300
6 way	4	6+6+6	DETPN006DDS	7830
4 way	8	4+4+4	DETPN004DDS	6590
6 way	8	6+6+6	DETPN006DDS	8210
8 way	8	8+8+8	DETPN008DDS	9855
12 way	8	12+12+12	DETPN012DDS	14695
16 way	8	16+16+16	DETPN016DDS	18240
IP 43 - Glazed Door				
4 way	4	4+4+4	DETPN004GDS	8555
6 way	4	6+6+6	DETPN006GDS	10285
4 way	8	4+4+4	DETPN004GDS	8905
6 way	8	6+6+6	DETPN006GDS	10840
8 way	8	8+8+8	DETPN008GDS	12850
12 way	8	12+12+12	DETPN012GDS	19715
16 way	8	16+16+16	DETPN016GDS	23695
IP 54 - Metal Door				
4 way	4	4+4+4	DETPN00454S	21375
6 way	4	6+6+6	DETPN00654S	24980
4 way	8	4+4+4	DETPN00454S	22590
6 way	8	6+6+6	DETPN00654S	27205
8 way	8	8+8+8	DETPN00854S	29740
12 way	8	12+12+12	DETPN01254S	41920
16 way	8	16+16+16	DETPN01654S	50305

For ordering old DBs, replace Cat no with "DB" instead of "DE".
 Eg. - New DB Cat no for SPN 12W DD - DESPN012DDS, Old DB Cat no for same will be DBSPN012DDS. Old DBs are available till stock last.

Highlights

- > Conforms to IEC 61439-1 & 3
- > IK 09-for double door DBs
- > Available in CRCA sheet steel, RAL 9003, powder coated
- > Ready to use DBs - Provided with 100A insulated phase bus-bars | neutral bar/s with shroud/s | earth bar/s | sticking saddles | cement spill protector | color-coded interconnecting wire set | cable ties | blanking plates and circuit identification labels
- > With provision for FP MCB / Isolator / RCCB / RCBO as incomer, DP RCCB/RCBO as sub-incomer and SP MCBs as outgoing



Horizontal PPI DBs

IP 43 - Metal Door

Description	No. of Modules			Cat. Nos.	M.R.P. (₹) Per Unit
	Incomer	Sub-Incomer	Outgoing		
IP 43 - Metal Door					
4 way	8	2+2+2	4+4+4	DEHPI004DD	11720
6 way	8	2+2+2	6+6+6	DEHPI006DD	13875
8 way	8	2+2+2	8+8+8	DEHPI008DD	16640
12 way	8	2+2+2	12+12+12	DEHPI012DD	22930
16 way	8	2+2+2	16+16+16	DEHPI016DD	27510



Tier PPI DBs

Description	No. of Modules			Cat. Nos.	M.R.P. (₹) Per Unit
	Incomer	Sub-Incomer	Outgoing		
IP 43 - Metal Door					
6 way	8	2+2+2	6+6+6	DETP1006DD	14360
8 way	8	2+2+2	8+8+8	DETP1008DD	18005
10 way	8	2+2+2	10+10+10	DETP1010DD	18870
12 way	8	2+2+2	12+12+12	DETP1012DD	19995
16 way	8	2+2+2	16+16+16	DETP1016DD	22795
12 way	MCCB*	2+2+2	12+12+12	DETP1012DD	21385

*Suitable for 3 Pole & 4 Pole DU100H, DU100D, DN0-100D & DN0-100C MCCB as incomer

Highlights

- > Conforms to IEC 61439-1 & 3
- > IK 09-for double door DBs
- > Available in CRCA sheet steel, RAL 9003, powder coated
- > Ready to use DBs - Provided with 100A insulated phase bus-bars | neutral bar/s with shroud/s | earth bar/s | sticking saddles | cement spill protector | color-coded interconnecting wire set | cable ties | blanking plates and circuit identification labels
- > With provision for
 - » Modular Incomer - FP MCB/Isolator/RCCB/RCBO as incomer, DP RCCB/RCBO as sub-incomer and SP MCBs as outgoing
 - » MCCB Incomer - MCCB* as incomer, DP RCCB/RCBO as sub-incomer and SP MCBs as outgoing



With Modular Incomer

Description	No. of Modules			Cat. Nos.	M.R.P. (₹) Per Unit
	Incomer	Sub-Incomer	Outgoing		
IP 43 - Metal Door					
4 way	8	4+4+4	4+4+4	DEPSG004DD	17210
6 way	8	4+4+4	6+6+6	DEPSG006DD	19405
8 way	8	4+4+4	8+8+8	DEPSG008DD	21650
12 way	8	4+4+4	12+12+12	DEPSG012DD	26860



With MCCB Incomer

Description	No. of Modules			Cat. Nos.	M.R.P. (₹) Per Unit
	Incomer*	Sub-Incomer	Outgoing		
IP 43 - Metal Door					
4 way	MCCB	4+4+4	4+4+4	DEPGL004DD	23675
6 way	MCCB	4+4+4	6+6+6	DEPGL006DD	27070
8 way	MCCB	4+4+4	8+8+8	DEPGL008DD	31310
12 way	MCCB	4+4+4	12+12+12	DEPGL012DD	35310

*Suitable for 3 Pole & 4 Pole DU100H, DU100D, DN0-100D & DN0-100C MCCB as incomer

For ordering old DBs, replace Cat no with "DB" instead of "DE".
Eg. - New DB Cat no for SPN 12W DD - DESPN012DDS, Old DB Cat no for same will be DBSPN012DDS. Old DBs are available till stock last.



Vertical TPN DB with MCCB Incomer [8537]



Highlights

- › Conforms to IEC 61439-1 & 3
- › IK 09-for double door DBs
- › Available in CRCA sheet steel, RAL 9003, powder coated
- › Ready to use DBs - Provided with insulated vertical phase bus-bars | neutral bar/s with shroud/s | earth bar/s | sticking saddles | cement spill protector | color-coded interconnecting wire set | cable ties | blanking plates and circuit identification labels
- › With provision for 3 pole and 4 Pole MCCB* as incomer and SP/TP MCCBs as outgoing



Up to 125A MCCB Incomer

Description	No. of Modules		Cat. Nos.	M.R.P. (₹) Per Unit
	Incomer*	Outgoing		
IP 43 - Metal Door				
4 way	MCCB	4+4+4	DEVTL004DD	19205
6 way	MCCB	6+6+6	DEVTL006DD	21825
8 way	MCCB	8+8+8	DEVTL008DD	24030
12 way	MCCB	12+12+12	DEVTL012DD	32690
16 way	MCCB	16+16+16	DEVTL016DD	38995
IP 54 - Metal Door				
4 way	MCCB	4+4+4	DEVTL00454	39780
6 way	MCCB	6+6+6	DEVTL00654	45360
8 way	MCCB	8+8+8	DEVTL00854	49105

*Suitable for 3 Pole & 4 Pole DZO MCCB as incomer.
In case of any other MCCB frame requirement please contact nearest branch.

Vertical TPN DB with Modular Incomer [8537]



Highlights

- › Conforms to IEC 61439-1 & 3
- › IK 09-for double door DBs
- › Available in CRCA sheet steel, RAL 9003, powder coated
- › Ready to use DBs - Provided with insulated vertical phase bus-bars | neutral bar/s with shroud/s | earth bar/s | sticking saddles | cement spill protector | color-coded interconnecting wire set | cable ties | blanking plates and circuit identification labels
- › With provision for FP MCB/Isolator/RCCB/RCBO as incomer and SP/ TP MCCBs as outgoing



Description	No. of Modules		Cat. Nos.	M.R.P. (₹) Per Unit
	Incomer	Outgoing		
IP 43 - Metal Door				
4 way	8	4+4+4	DEVTM004DD	16240
6 way	8	6+6+6	DEVTM006DD	18090
8 way	8	8+8+8	DEVTM008DD	21000
12 way	8	12+12+12	DEVTM012DD	28325
16 way	8	16+16+16	DEVTM016DD	33795
IP 54 - Metal Door				
4 way	8	4+4+4	DEVTM00454	34330
6 way	8	6+6+6	DEVTM00654	37450
8 way	8	8+8+8	DEVTM00854	41355

Vertical TPN DB with MCCB Incomer [8537]



Up to 250A MCCB Incomer

Description	No. of Modules		Cat. Nos.	M.R.P. (₹) Per Unit
	Incomer*	Outgoing		
IP 43 - Metal Door				
4 way	MCCB	4+4+4	DEVTH004DD	24955
6 way	MCCB	6+6+6	DEVTH006DD	27945
8 way	MCCB	8+8+8	DEVTH008DD	30735
12 way	MCCB	12+12+12	DEVTH012DD	37195
16 way	MCCB	16+16+16	DEVTH016DD	49985
IP 54 - Metal Door				
4 way	MCCB	4+4+4	DEVTH00454	45655
6 way	MCCB	6+6+6	DEVTH00654	49845
8 way	MCCB	8+8+8	DEVTH00854	51555

*Suitable for 3 pole and 4 pole DU250, DU250C & DN1 MCCB as incomer

Flexi/Row DB [8537]



Highlights

- › Conforms to IEC 61439-1 & 3
- › IK 09-for double door DBs
- › Available in CRCA sheet steel, RAL 9003, powder coated
- › Ready to use DBs - neutral bar/s with shroud/s | earth bar/s | sticking saddles | cement spill protector | cable ties | circuit identification labels
- › With provision to mount modular devices as per requirement



Description	No. of Modules Per Row	Cat. Nos.	M.R.P. (₹) Per Unit
IP 43 - Metal Door			
2 Row 28 Module	14	DEROW228DD	8390
3 Row 42 Module	14	DEROW342DD	10055
4 Row 56 Module	14	DEROW456DD	10935
4 Row 64 Module	16	DEROW464DD	12720

For ordering old DBs, replace Cat no with "DB" instead of "DE".

Eg. - New DB Cat no for SPN 12W DD - DESPN012DDS, Old DB Cat no for same will be DBSPN012DDS. Old DBs are available till stock last.



TPN Phase Selector DB [8537] New

Highlights

- › Conforms to IEC 61439-1 & 3
- › IK 09-for double door DBs
- › Available in CRCA sheet steel, RAL 9003, powder coated
- › Ready to use DBs - Provided with 3 nos. of 63A E&A rotary switches | 3 nos. of rocker switches for phase identification | 100A insulated phase bus-bars | neutral bar/s with shroud/s | set | earth bar/s | sticking saddles | color-coded interconnecting wire cable ties | blanking plates and circuit identification labels
- › With provision for - FP MCB/Isolator/RCCB/RCBO as incomer and SP MCBs as outgoing



Description	No. of Modules		Cat. Nos.	M.R.P. (₹) Per Unit
	Incomer	Outgoing		
IP 43 - Metal Door				
4 way	8	4+4+4	DEPSR004DD	21135
6 way	8	6+6+6	DEPSR006DD	21475
8 way	8	8+8+8	DEPSR008DD	23005
10 way	8	10+10+10	DEPSR010DD	24580
12 way	8	12+12+12	DEPSR012DD	25915

EV charging DB 8537] New

Highlights

- › Engineered specifically Charging application - 3.3 kW
- › Robust earth leakage, short circuit and overload protection with RCBO-
- › Factory fitted RCBO, switch and socket



Description	No. of Modules	Cat. Nos.	M.R.P. (₹) Per Unit
2 way EVDB	2	DEEVC002LD	*
4 way EVDB	4	DEEVC004LD	*

* For details, please contact nearest branch office

Enclosure [8537] New

Highlights

- › Conforms to IEC 61439-1 & 3
- › Suitable for Surface and Flush mounting
- › Available in CRCA sheet steel, RAL9003, powder coated
- › With provision to mount MCB/Isolator/RCCB/RCBO and other modular devices



IP 30 - Metal Door

Description	No. of Modules	Cat. Nos.	M.R.P. (₹) Per Unit
IP 30 - Metal Door			
2 way	2	DEENC002SD	1045
3 way	3	DEENC003SD	1045
4 way	4	DEENC004SD	1045
6 way	6	DEENC006SD	1620

For ordering old DBs, replace Cat no with "DB" instead of "DE".

Eq. - New DB Cat no for SPN 12W DD - DESPN012DDS, Old DB Cat no for same will be DBSPN012DDS. Old DBs are available till stock last.

Plug & Socket DB [8537] New

Highlights

- › Conforms to IEC 61439-1 & 3
- › Suitable for Surface and Flush mounting
- › Available in CRCA sheet steel, RAL9003, powder coated
- › Loose Metal Plugs & Sockets conforms to IS 8804; available in Single Phase & Three Phase



Metal Plug & Socket

Plastic Plug & Socket

Description	No. of Pins	No. of Modules	Cat. Nos.	M.R.P. (₹) Per Unit
Metal Plug & Sockets				
10 A, 2 Pin + SC [^]	P + N	1	DEMPS110SD	2595
20 A, 2 Pin + SC [^]	P + N	1	DEMPS120SD	2790
20 A, 2 Pin + SC [^]	P + N	2	DEMPS220SD	3025
20 A, 3 Pin + SC [^]	3P	3	DEMPS320SD	5125
32 A, 3 Pin + SC [^]	3P	3	DEMPS332SD	6065
32 A, 3 Pin + SC [^]	3P	4	DEMPS432SD	6450
63 A, 5 Pin + SC [^]	3P+N+E	4	DEMPS463SD	21860
Plastic Plug & Sockets				
16 A, 3 Pin	P+N+E	2	DEPPS316SD	4245
32 A, 3 Pin	P+N+E	4	DEPPS332SD	4575
32 A, 5 Pin	3P+N+E	8	DEPPS532SD	7645
63 A, 5 Pin	3P+N+E	8	DEPPS563SD	19160

Metal Plug [8536]



Description	No. of Pins	Cat. Nos.	M.R.P. (₹) Per Unit
10 A, 2 Pin + SC [^]	P + N	MPS210P	320
20 A, 2 Pin + SC [^]	P + N	MPS220P	340
20 A, 3 Pin + SC [^]	3P	MPS320P	450
32 A, 3 Pin + SC [^]	3P	MPS332P	855

Note: Standard pack quantity - 20 nos.

Metal Socket [8536]



Description	No. of Pins	Cat. Nos.	M.R.P. (₹) Per Unit
10 A, 2 Pin + SC [^]	P + N	MPS210S	335
20 A, 2 Pin + SC [^]	P + N	MPS220S	370
20 A, 3 Pin + SC [^]	3P	MPS320S	505
32 A, 3 Pin + SC [^]	3P	MPS332S	855

[^] SC-Scraping Earth

Note: Standard pack quantity - 20 nos.

DBs with provision for TV / Telephone splitters [8537]

New

Highlights

- › Distribution Boards equipped with provisions to mount TV / Telephone splitters
- › Available in SPN & TPN DBs
- › Communication DB equipped with provisions to mount 2 ONT, Spike guard, Data switch, TV / Telephone splitters



TV / Telephone



Communication DB

Cable End Boxes [8537]

Highlights

- › Available in CRCA sheet steel, RAL9003, powder coated
- › Can be either at the top or bottom of the distribution board

Description	Cat. Nos.	M.R.P. (₹) Per Unit
CEB for SPN DBs		
CEB-SPN Double Door, 4 way	DESPN004CBS	1145
CEB-SPN Double Door, 6 way	DESPN006CBS	1235
CEB-SPN Double Door, 8 way	DESPN008CBS	1380
CEB-SPN Double Door, 12 way	DESPN012CBS	1535
CEB-SPN Double Door, 16 way	DESPN016CBS	2160
CEB-SPN Double Door, 18 way	DESPN018CBS	2230
CEB for TPN DBs		
CEB-TPE Double Door, 4 way	DETPN004CBS	1480
CEB-TPE Double Door, 6 way	DETPN006CBS	2110
CEB-TPN Double Door, 4 way	DETPN004CBS	1550
CEB-TPN Double Door, 6 way	DETPN006CBS	2175
CEB-TPN Double Door, 8 way	DETPN008CBS	2735
CEB-TPN Double Door, 12 way	DETPN012CBS	4550
CEB-TPN Double Door, 16 way	DETPN016CBS	4595
CEB for Horizontal PPI DBs		
CEB-Horz. PPI Double Door, 4 way	DEHPI004CB	2295
CEB-Horz. PPI Double Door, 6 way	DEHPI006CB	2865
CEB-Horz. PPI Double Door, 8 way	DEHPI008CB	3595
CEB-Horz. PPI Double Door, 12 way	DEHPI012CB	4510
CEB-Horz. PPI Double Door, 16 way	DEHPI016CB	4905
CEB for VTPN DBs		
CEB-VTPN Double Door, Modular Incomer	DEVTMXXXCB	1535
CEB-VTPN Double Door, MCCB Incomer	DEVTXXXXCB	5420
CEB for Phase Segregated DBs		
CEB-PSG Double Door, 4 way	DEPSG004CB	4025
CEB-PSG Double Door, 6 way	DEPSG006CB	4795
CEB-PSG Double Door, 8 way	DEPSG008CB	5295
CEB-PSG Double Door, 12 way	DEPSG012CB	5895

DB Type	Description	No. of Modules		Cat. Nos.	M.R.P. (₹) Per Unit
		Incomer + Outgoing			
IP 43 - Metal Door					
SPN	6 way	2	4	DESPN006DDTV	5835
	8 way	2	6	DESPN008DDTV	6275
	12 way	2	10	DESPN012DDTV	7720
	16 way	2	14	DESPN016DDTV	8960
	18 way	2	16	DESPN018DDTV	10595
TPN	4 way	8	4+4+4	DETPN004DDTV	11470
	6 way	8	6+6+6	DETPN006DDTV	13255
	8 way	8	8+8+8	DETPN008DDTV	15800
Communication DB				DECOM01DD	*

* For details, please contact nearest branch office

DB Accessories


Busbar - Fork Type [8538]

Highlights

- › Available in Single Pole, Double Pole, Three Pole and Four Pole versions
- › Material : Copper



Description	Cat. Nos..	M.R.P. (₹) Per Unit	Std. Pack Qty.
SP 13 Mod	BSP13	510	5
SP 56 Mod	BSP56	2095	5
DP 12 Mod	BDP12	910	5
TP 12 Mod	BTP12	985	5
FP 12 Mod	BFP12	1945	5
End Caps for SP	ECP01	35	10
End Caps for DP/TP	ECP03	70	10
End Caps for FP	ECP04	115	10



Blanking Plates [8538]

Highlights

- › Available in One module and Half module

Description	Cat. Nos.	M.R.P. (₹) Per Unit	Std. Pack Qty.
One Module	BKP10	35	10
Half Module	BKP05	35	10



PKD02

Padlock [8301]

Highlights

- › Version with standard lock and a common key

Description	Cat. Nos.	M.R.P. (₹) Per Unit	Std. Pack Qty.
Lock and Key Kit	PKD02	890	5

For ordering old DBs, replace Cat no with "DB" instead of "DE".
Eg. - New DB Cat no for SPN 12W DD - DESPN012DDS, Old DB Cat no for same will be DBSPN012DDS. Old DBs are available till stock last.



Discontinued Products/Suggested Alternate Products

Product Group	Discontinued Products	Suggested Alternate Products
ACB	C-Power ACB with SR71 Release	1. OMEGA ACB with MTX 3.5 Release 2. C-Power Bus-Coupler ACB + numRAL FDR22 + Protection class CT + Shunt Release
MCCB	DZ6-400Z 3P & 4P MCCBs 50/40kA (Icu/Ics)	DZ6-400Z 3P & 4P MCCBs 50/50kA (Icu/Ics)
MCCB	DZ0 100A 3P Spreaders - EM992820000 DZ0 100A 4P Spreaders - EM992830000	DN0 100A 3P Spreaders - CM977850000 DN0 100A 4P Spreaders - CM979210000
Contactors	MN0 control contactor, its spares and accessories	MO0 control contactor, its spares and accessories
Contactors	MR Contactors	MNX 2P/ MU-2P
FDP	Common Mode SPD	Common+ Differential Mode SPD
FDP	AU-CON convertor module	TG1000 Gateway
Soft Starters	CSX	xS1000
Soft Starters	CSXi	xS2000
Soft Starters	EMX4e	xS3000
Soft Starters	EMX4i	xS4000
AC Drives	x2000 Series	xD Series
Protection Relay	MC31/MC61	FDR21/FDR22
Protection Relay	TCS01NX	TCS11
Fusegear	Fuse Mounting Kit	
Fusegear	FNX Series	FN Series



General Terms

All prices are on Maximum retail price basis inclusive of all duties, GST & any other tax as applicable.

Warranty Policy

All products listed in the price list are covered by a warranty against manufacturing defects for a period of 18* months from the date of purchase. For Lauritz Knudsen MCBs & Isolators mounted inside Lauritz Knudsen Distribution Boards, an extended warranty of 5 years is provided.

In the event of a defect due to faulty workmanship or other associated reasons, we will, at our discretion, remedy the defect or replace the faulty parts or the entire product as soon as possible, free of cost.

However, the warranty is subject to proper usage, efficient maintenance, and does not cover defects arising from fire, accidents, inefficient maintenance, faulty operation, or deliberate or accidental damage. It also does not cover damage to power electronic components such as thyristors & IGBTs, which primarily fail due to overtemperature & over-voltage. Users need to take adequate precautions to eliminate these conditions. Manufacturer shall not be responsible & liable for any special, incidental, social or consequential (including lost profits) loss, consequential damages, injury or damages (punitive) of any kind solely attributable to defect or failure of its products. Manufacturer shall not be liable in any manner for the issue of or failure in the performance of other equipment the product is attached to.

Comprehensive Service Support

Lauritz Knudsen Electrical & Automation has over seven decades of experience in providing after sales service for low voltage distribution system in every type of industry & commercial complex in India

Lauritz Knudsen Electrical & Automation offers the following services, partnering you in your maintenance of low voltage distribution products:

- › Regular Maintenance
- › Preventive Maintenance Programme
- › On Call
- › Annual Maintenance Contract
- › Product Support for Managing Obsolescence-



Switchgear Training Centres



Pune

Lauritz Knudsen Electrical & Automation
Switchgear Training Centre
T-156 / 157, MIDC,
Bhosari, Pune - 411 026
Tel: 020-2712 0037 / 2712 0653
E-mail: STC-PUNE@LK-EA.com



Lucknow

Lauritz Knudsen Electrical & Automation
Switchgear Training Centre
C-6 & 7, UPSIDC,
P. O. Sarojininagar,
Lucknow - 226 008
Tel: 97944 54455
E-mail: STC-LUCKNOW@LK-EA.com



Delhi

Lauritz Knudsen Electrical & Automation
Switchgear Training Centre
A-25, Imperia Complex, First Floor
Mohan Cooperative Industrial Estate
Near Sarita Vihar / Mohan Estate Metro Station
Main Mathura Road, New Delhi - 110044
Tel: 9899020306 / 9720186726 / 9560845094
E-mail: STC-DELHI@LK-EA.com



Kolkata

Lauritz Knudsen Electrical & Automation
Switchgear Training Centre,
2nd Floor, Block BN3, Sector V,
Salt Lake City,
Kolkata - 700091, West Bengal
Tel: 7738717893 / 7797795567
E-mail: STC-KOLKATA@LK-EA.com



Vadodara

Lauritz Knudsen Electrical & Automation
Switchgear Training Centre
Behind L&T Knowledge City,
Near Village Ankhol,
Vadodara - 390019
Tel: 0265 6147805 / 6147808
E-mail: STC-VADODARA@LK-EA.com



Coonor

Lauritz Knudsen Electrical & Automation
Switchgear Training Centre
Ooty-Coonor Main Road
Yellanahalli P.O.,
The Nilgiris - 643 243
Tel: 0423 251 7107
E-mail: STC-COONOOR@LK-EA.com

Customer Interaction Center (CIC)
Phone no: 022 6932 7800
Web: www.LK-EA.com | e-mail: CIC@LK-EA.com



ENERSYS

ENERGIZING THE FUTURE

Powered By SMARTCOMM



ELEVATING SPACE WITH



PEAK PERFORMANCE
Reliable,
IEC-compliant



ABSOLUTE SAFETY
Zero compromise
protection



INTELLIGENT & SUSTAINABLE
Smart, eco-
conscious design



TROPICAL-READY
Engineered for
Indian conditions





Your Trusted Service Partner *#ByYourSide*



Maximise Uptime
with Predictive
Maintenance



Optimised Business
Performance through
Power Quality Solutions



Providing Customised
Support for AMC & RMC
of all Products



Optimised
Performance with
Tailored Services



CAPEX to OPEX shift
with Retrofit and
Modernization

To learn more about Pro Serve
Contact Customer Interaction Centre at
022 – 69327800



Electrical Standard Products (ESP) Offices

HEAD OFFICE

Lauritz Knudsen Electrical & Automation, A/600, Shil-Mahape Road, TTC Industrial Area, MIDC Thane, Navi Mumbai, 400 710, Maharashtra.

Tel: 022-6722 6300 | Fax: 022-6705 1112 | e-mail: CIC@LK-EA.com

BRANCH OFFICES

Lauritz Knudsen Electrical & Automation
C-201, The First Commercial Complex,
B/S Keshavbaug Party Plot, Vastrapur,
Ahmedabad - 380 015
Phone No: 022-6932 7800
e-mail: CIC@LK-EA.com

Lauritz Knudsen Electrical & Automation
Shri Daneshwari, 1st Floor,
Plot No. 17, 2nd Cross, Near Old Income
Tax Office Road, Vidyanagar,
Hubballi - 580 021
Phone No: 022-6932 7800
e-mail: CIC@LK-EA.com

Lauritz Knudsen Electrical & Automation
No.10, Fortuna Towers, 2nd Floor,
Rana Pratap Marg, Near NBRI,
Lucknow - 226 001
Phone No: 022-6932 7800
e-mail: CIC@LK-EA.com

Lauritz Knudsen Electrical & Automation
A06/A07, Second Floor,
Grand Chandra Complex, Frazer Road
Patna - 800 001
Phone No: 022-6932 7800
e-mail: CIC@LK-EA.com

Lauritz Knudsen Electrical & Automation
Wework Central, #36 Infantry Road,
Bengaluru - 560 001
Phone No: 022-6932 7800
e-mail: CIC@LK-EA.com

Lauritz Knudsen Electrical & Automation
AWFIS Space Solutions, Prestige Phoenix,
4th floor, 1405, Umanagar, Begumpet,
Hyderabad - 500 016
Phone No: 022-6932 7800
e-mail: CIC@LK-EA.com

Lauritz Knudsen Electrical & Automation
El Dorado Building, 3rd Floor, 6,
Venkatraman Street, Chinna Chokkikulam,
Madurai - 625 002
Phone No: 022-6932 7800
e-mail: CIC@LK-EA.com

Lauritz Knudsen Electrical & Automation
UrbanWrk, 5th Floor, Sai Radhe,
Raja Bahadur Mill Road, Behind Hotel
Grand Sheraton, Sangamwadi
Pune - 411 001
Phone No: 022-6932 7800
e-mail: CIC@LK-EA.com

Lauritz Knudsen Electrical & Automation
Work loop Unit-612, 6th Floor,
Esplanade One, Rasulgarh,
Bhubaneswar - 751 010
Phone No: 022-6932 7800
e-mail: CIC@LK-EA.com

Lauritz Knudsen Electrical & Automation
Workie, 214 - 2nd Floor,
Apollo Premier, PU-4,
Scheme No. 54, Vijay Nagar Square,
Indore - 452 010
Phone No: 022-6932 7800
e-mail: CIC@LK-EA.com

Lauritz Knudsen Electrical & Automation
Bestech Business Park,
Tower - A, 2nd floor, Sector - 66
Mohali - 160059
Phone No: 022-6932 7800
e-mail: CIC@LK-EA.com

Lauritz Knudsen Electrical & Automation
Office No. 211 & 212, Pithalia Plaza,
KK Road, Near Fafadih Chowk,
Raipur - 492 001
Phone No: 022-6932 7800
e-mail: CIC@LK-EA.com

Lauritz Knudsen Electrical & Automation
801 Word Level-8, No. 28,
SIDCO Industrial Estate, Guindy,
Chennai - 600 032
Phone No: 022-6932 7800
e-mail: CIC@LK-EA.com

Lauritz Knudsen Electrical & Automation
Office No. 430, 4th Floor,
Jaipur Electronic Market, Riddhi Siddhi,
Gopalpura Bypass,
Jaipur - 302 018
Phone No: 022-6932 7800
e-mail: CIC@LK-EA.com

Lauritz Knudsen Electrical & Automation
TC II, Tower B, PRIMA BAY Gate No. 5,
Saki Vihar Road Powai,
Mumbai - 400 072
Phone No: 022-6932 7800
e-mail: CIC@LK-EA.com

Lauritz Knudsen Electrical & Automation
DevX 4th Floor, A Wing, Om 9 Square,
150 Ft Ring Road, Near Nana Mava Circle,
Opp Silver Heights,
Rajkot - 360 001
Phone No: 022-6932 7800
e-mail: CIC@LK-EA.com

Lauritz Knudsen Electrical & Automation
Playworkz Coworking Space
43 & 44, 3rd Cross,
Bharathy Colony, Peelamedu,
Coimbatore - 641 004
Phone No: 022-6932 7800
e-mail: CIC@LK-EA.com

Lauritz Knudsen Electrical & Automation
GDR Siddha, Ground Floor, N Road
Bistupur, Opposite St. Mary's Church,
Jamshedpur - 831 001
Phone No: 022-6932 7800
e-mail: CIC@LK-EA.com

Lauritz Knudsen Electrical & Automation
Unnati Building, 2nd Floor,
Automation Campus, A-600, TTC Industrial
Area Shil-Mahape Road, Mahape,
Navi Mumbai - 400 710
Phone No: 022-6932 7800
e-mail: CIC@LK-EA.com

Lauritz Knudsen Electrical & Automation
10th Floor, Titanium Business,
Bhimrad Road, Althan
Surat - 395 017
Phone No: 022-6932 7800
e-mail: CIC@LK-EA.com

Lauritz Knudsen Electrical & Automation
3rd Floor, 1&2 Vijay Park,
Main Chakrata Road, Opp. Anandam,
Near Ballapur chowk,
Dehradun - 248 001
Phone No: 022-6932 7800
e-mail: CIC@LK-EA.com

Lauritz Knudsen Electrical & Automation
Business Communication Centre
2nd Floor, Chiramel Chambers,
Kurusipally Road, Ravipuram,
Kochi - 682 015
Phone No: 022-6932 7800
e-mail: CIC@LK-EA.com

Lauritz Knudsen Electrical & Automation
M1 & M2, Mezzanine Floor,
Himalaya Excellency,
Plot No. C-47, Pratap Nagar Square,
Nagpur - 440 022
Phone No: 022-6932 7800
e-mail: CIC@LK-EA.com

Lauritz Knudsen Electrical & Automation
11th Floor, Block-D, Notus IT Park,
Sarabhai Campus, Bhailal Amin Marg,
Vadodara - 390 023
Phone No: 022-6932 7800
e-mail: CIC@LK-EA.com

Lauritz Knudsen Electrical & Automation
Ground Floor, B-27,
Biplab Rashbihari Sarani,
Sector 2A, Bidhan Nagar,
Durgapur - 713 212
Phone No: 022-6932 7800
e-mail: CIC@LK-EA.com

Lauritz Knudsen Electrical & Automation
207, 2nd floor, Revolution Complex,
Station Road, E Ward,
Next to Pedestrian Bridge,
Kolhapur - 416 001
Phone No: 022-6932 7800
e-mail: CIC@LK-EA.com

Lauritz Knudsen Electrical & Automation
2nd Floor, Samarth House,
Opposite Titan World,
Samarth Nagar, Mahatma Nagar,
Nasik - 422 005
Phone No: 022-6932 7800
e-mail: CIC@LK-EA.com

Lauritz Knudsen Electrical & Automation
Qubexpro Business Centre,
4th Floor, V Mall, Above Lifestyles,
Factor Layout, Waltair Uplands,
Visakhapatnam - 530 003
Phone No: 022-6932 7800
e-mail: CIC@LK-EA.com

Lauritz Knudsen Electrical & Automation
6th Floor, Exotica Greens, A Block, 191,
R G Baruah Road, Guwahati Central,
Guwahati - 781 005
Phone No: 022-6932 7800
e-mail: CIC@LK-EA.com

Lauritz Knudsen Electrical & Automation
2nd Floor, BN3, Salt Lake, Sector-V,
Kolkata - 700 091
Phone No: 022-6932 7800
e-mail: CIC@LK-EA.com

Lauritz Knudsen Electrical & Automation
A-25, 1st Floor, Imperia Complex,
Mohan Corporative Industrial Estate,
Near Sarita Vihar Metro Station,
Mathura Road,
New Delhi - 110 044
Phone no: 022-6932 7800
e-mail: CIC@LK-EA.com

Product improvement is a continuous process. For the latest information and special application, please contact any of our offices listed here. Product photographs shown for representative purpose only.



Lauritz Knudsen Electrical & Automation, Electrical Standard Product

A/600, Shil-Mahape Road, TTC Industrial Area, MIDC Thane, Navi Mumbai, 400 710, Maharashtra, Phone No: 022-6722 6300 | Web: www.LK-EA.com

Customer Interaction Center (CIC)

Phone no: 022-6932 7800

Web: www.LK-EA.com | e-mail: CIC@LK-EA.com

